



US00D516347S

(12) **United States Design Patent** (10) **Patent No.:** **US D516,347 S**
Post et al. (45) **Date of Patent:** **** Mar. 7, 2006**

(54) **FRAME AND RUNNER ELEMENTS**
(75) Inventors: **R. Neal Post**, Springfield, IL (US);
Christopher Hardy, Springfield, IL (US)

D308,608 S * 6/1990 Arnold D6/499
4,984,694 A 1/1991 Magnusson
D329,765 S 9/1992 Ackley et al.
5,251,973 A 10/1993 Hazan
D341,459 S * 11/1993 Yang D34/21
5,263,595 A 11/1993 Hilstolsky

(73) Assignee: **Design Ideas, Ltd.**, Springfield, IL (US)

(Continued)

(**) Term: **14 Years**

FOREIGN PATENT DOCUMENTS

(21) Appl. No.: **29/202,182**

TW 086202707 2/1997

(22) Filed: **Mar. 26, 2004**

OTHER PUBLICATIONS

Related U.S. Application Data

(60) Continuation of application No. 29/180,699, filed on Apr. 29, 2003, now Pat. No. Des. 488,334, which is a division of application No. 29/174,145, filed on Jan. 10, 2003, now Pat. No. Des. 474,870.

The Container Store, The Ultimate Planning Guide, revised Nov. 2001.

1995 Design Ideas Catalogue, pp. cover page, 24, 26 and 29.
1997 Design Ideas Holiday Catalogue pp. cover page, 62 and 63.

1998 Design Ideas Catalogue, pp. cover page, 61 and 65.

(51) **LOC (8) Cl.** **06-06**

Primary Examiner—Cathron C. Brooks

(52) **U.S. Cl.** **D6/509; D6/511**

(74) *Attorney, Agent, or Firm*—Saidman DesignLaw Group

(58) **Field of Classification Search** D6/465,
D6/477-479, 492, 499, 509, 511; 108/59,
108/91-93, 96, 106, 107, 147.16, 147.17;
211/126.1, 126.8, 126.9, 126.15, 133.2, 134,
211/187, 188; 312/351

(57) **CLAIM**

The ornamental design for a frame and runner elements, as shown and described.

See application file for complete search history.

DESCRIPTION

(56) **References Cited**

FIG. 1 is a perspective view of a frame and runner elements showing our new design;

FIG. 2 is a right-side view thereof, the left-side view being identical thereto;

FIG. 3 is a front view thereof, the rear view being identical; and,

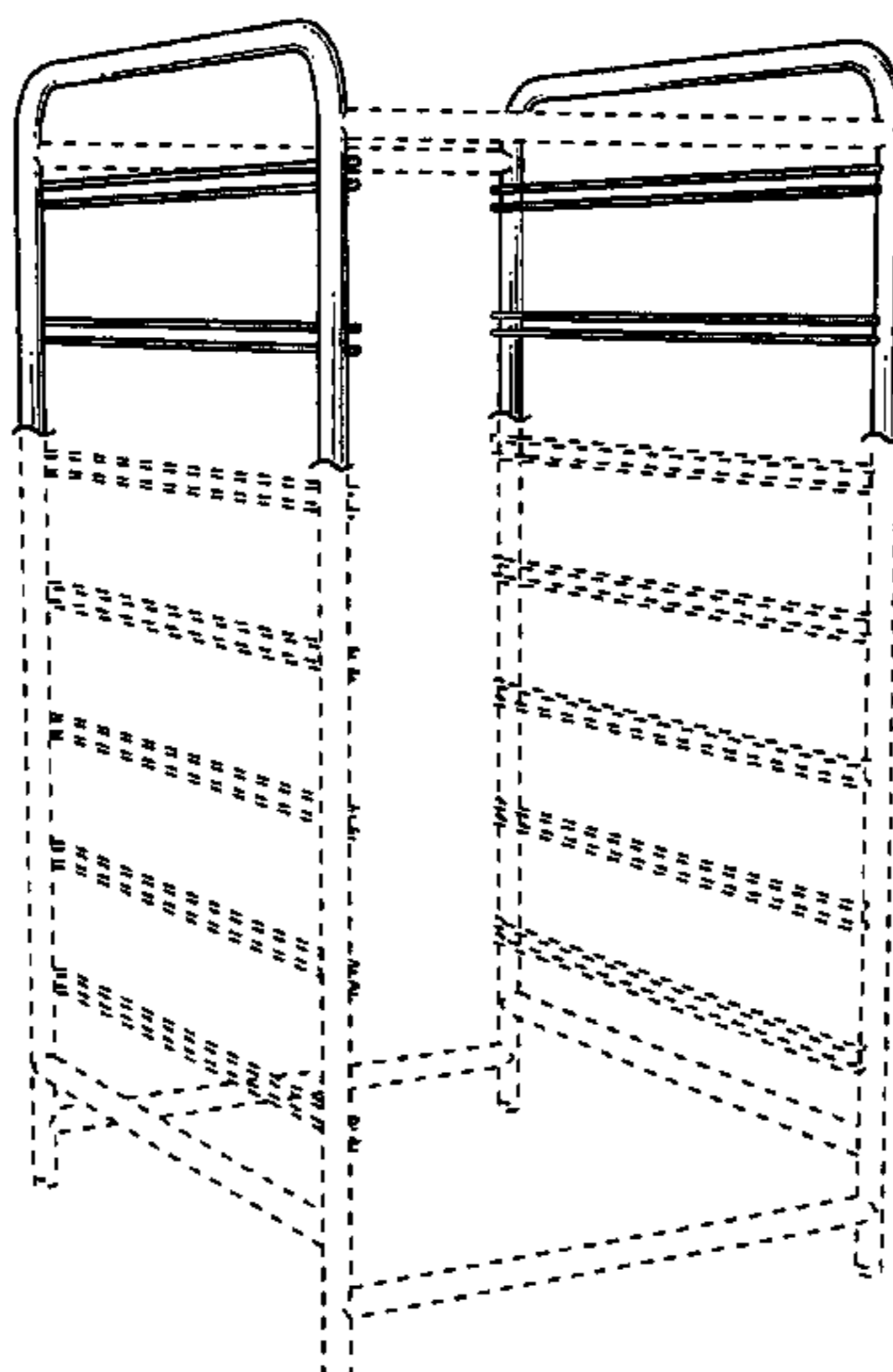
FIG. 4 is a top view thereof, wherein the broken line showing of uppermost horizontal frame members have been removed for clarity.

The generally straight and curved broken lines in the drawings form no part of the claimed design. The wavy, broken cut-lines in the drawings indicate the bounds of the claimed subject matter.

U.S. PATENT DOCUMENTS

3,280,989 A * 10/1966 Melvin et al. 211/133.2
D207,308 S 4/1967 Bell
3,610,429 A 10/1971 MacKay
D233,380 S 10/1974 Hyman
3,868,123 A 2/1975 Berg et al.
4,004,819 A 1/1977 Brongo
4,288,130 A 9/1981 Baldwin
4,509,805 A 4/1985 Welsch et al.
4,588,096 A 5/1986 Story et al.
D287,199 S * 12/1986 Bianchi Scarpa et al. ... D6/479
4,725,066 A * 2/1988 Nootenboom et al. . 211/126.15
D303,444 S * 9/1989 Yoshikawa D6/465

1 Claim, 4 Drawing Sheets



US D516,347 S

Page 2

U.S. PATENT DOCUMENTS

D353,500 S	*	12/1994	Remmers	D6/510	D418,998 S		1/2000	Glassenberg	
5,407,084 A		4/1995	Remmers		D425,723 S	*	5/2000	Hurt	D6/465
5,408,939 A		4/1995	Lechman		6,073,786 A		6/2000	McCorkle, Jr.	
D365,227 S		12/1995	Chambers et al.		D436,239 S		1/2001	Walsh	
D366,744 S		1/1996	Bailey		D450,481 S		11/2001	Post	
5,685,442 A		11/1997	Yoshino et al.		D460,848 S		7/2002	Tzeng	
5,718,441 A	*	2/1998	Kern et al.	211/188	D474,870 S		5/2003	Post et al.	
D392,122 S	*	3/1998	Peng-Hui	D6/465	D481,233 S	*	10/2003	Post et al.	D6/510
5,810,179 A		9/1998	Kleiman		D486,981 S	*	2/2004	Post et al.	D6/465
D411,045 S		6/1999	Morandi		6,732,662 B1	*	5/2004	Welch et al.	108/147.16
D411,903 S	*	7/1999	Arvans	D6/479	D501,105 S	*	1/2005	Post et al.	D6/510

* cited by examiner

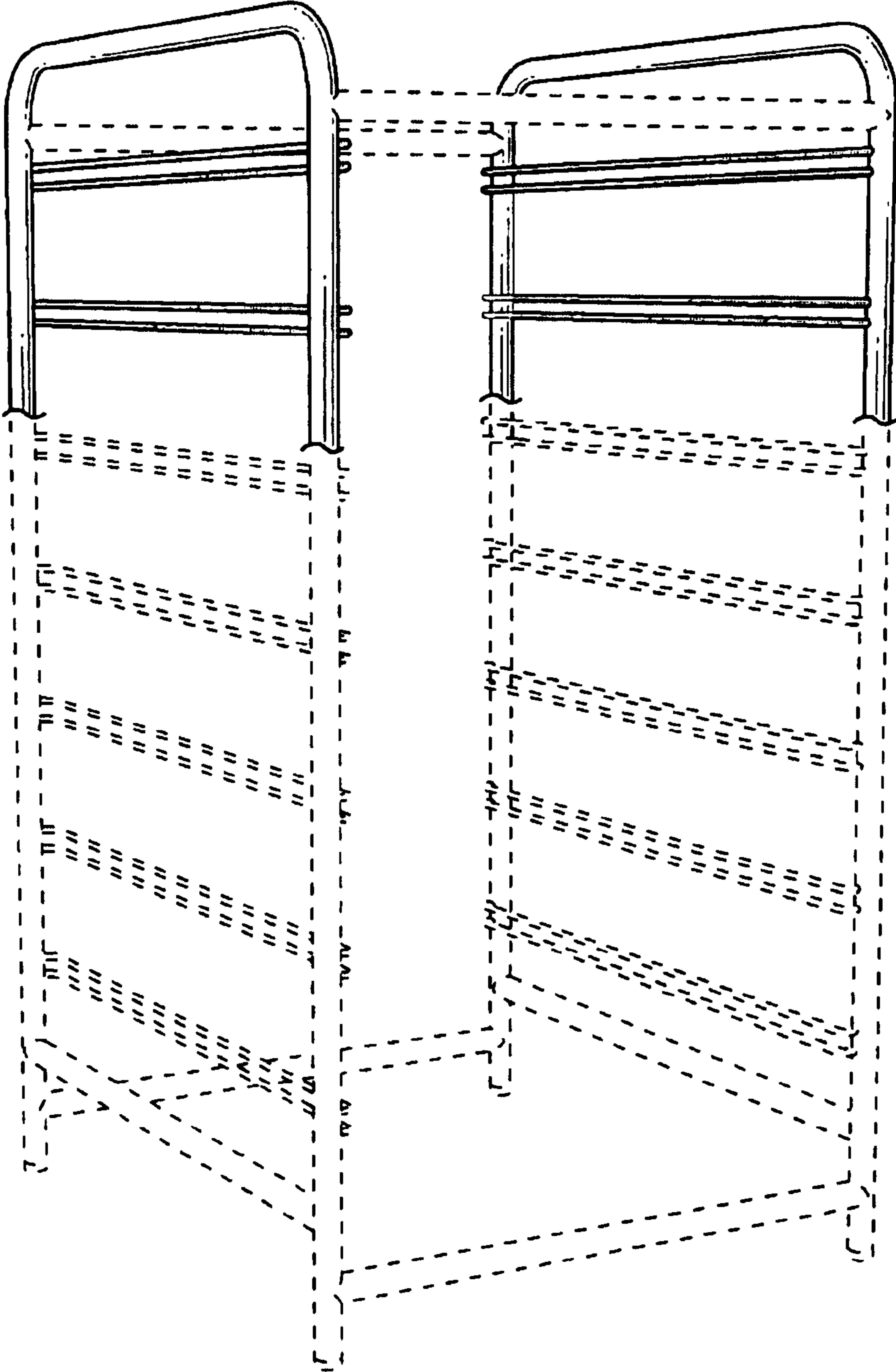


Fig. 1

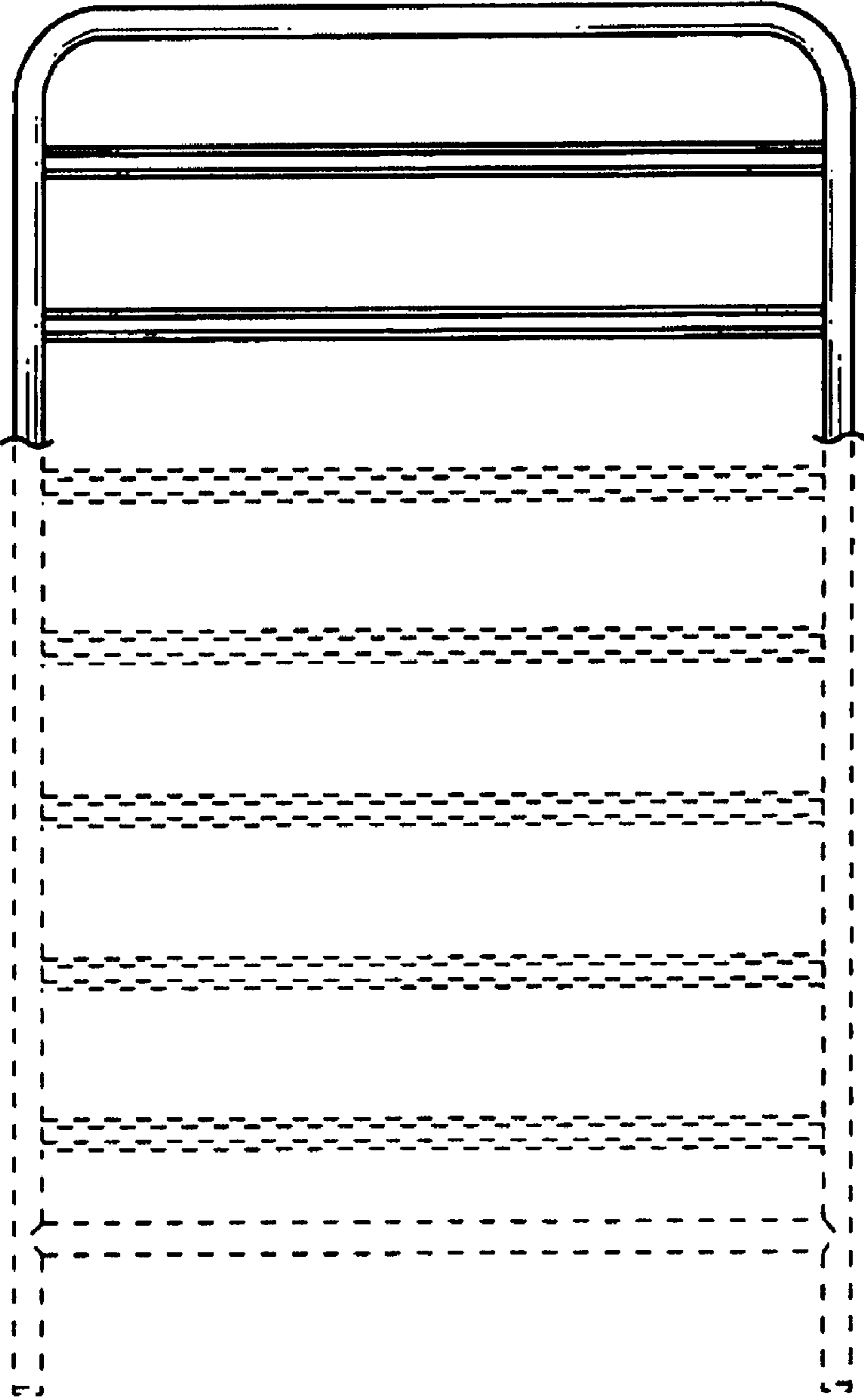


Fig. 2




Fig. 3




Fig. 4