

US00D516336S

(12) **United States Design Patent**  
**Natuzzi**

(10) **Patent No.:** **US D516,336 S**  
(45) **Date of Patent:** **\*\* Mar. 7, 2006**

- (54) **SEAT**
- (75) **Inventor:** **Pasquale Natuzzi**, Santeramo in Colle  
Bari (IT)
- (73) **Assignee:** **Natuzzi, S.p.A.**, Bari (IT)
- (\*\*) **Term:** **14 Years**
- (21) **Appl. No.:** **29/216,242**
- (22) **Filed:** **Oct. 29, 2004**
- (51) **LOC (8) Cl.** ..... **06-01**
- (52) **U.S. Cl.** ..... **D6/381**
- (58) **Field of Classification Search** ..... D6/334,  
D6/335, 364, 371, 381, 500-502; 5/12.1;  
297/232, 445.1, 446.1  
See application file for complete search history.

(56) **References Cited**

**U.S. PATENT DOCUMENTS**

D168,059 S	*	10/1952	Maurer	.....	D6/381
D179,073 S	*	10/1956	Glass	.....	D6/381
D183,286 S	*	7/1958	Maurer	.....	D6/381
D249,414 S	*	9/1978	Adkinson	.....	D6/334
D291,847 S	*	9/1987	Salvati	.....	D6/381
D407,229 S	*	3/1999	Riboldi	.....	D6/381
D431,925 S	*	10/2000	Natuzzi et al.	.....	D6/381
D466,324 S	*	12/2002	Nicoletti	.....	D6/381
D471,731 S	*	3/2003	Nicoletti	.....	D6/381
D476,496 S	*	7/2003	Nicoletti	.....	D6/381
D487,995 S	*	4/2004	Natuzzi	.....	D6/381
D493,299 S	*	7/2004	Nicoletti	.....	D6/381
D496,176 S	*	9/2004	Nicoletti	.....	D6/381

**OTHER PUBLICATIONS**

Natuzzi Model 1753, Oct. 1998, at International Home  
Furnishings Market in High Point, North Carolina.\*  
Natuzzi Model 1628, Oct. 1997, at International Home  
Furnishings Market in High Point, North Carolina.\*

Natuzzi Model 1877, Oct. 1999, at International Home  
Furnishings Market in High Point, North Carolina.\*

\* cited by examiner

*Primary Examiner*—Caron D. Veynar  
*Assistant Examiner*—Vy Nguyen  
(74) *Attorney, Agent, or Firm*—Egbert Law Offices

(57) **CLAIM**

I claim the ornamental design for a seat, as shown and  
described.

**DESCRIPTION**

FIG. 1 is a front elevation view of the seat showing a first  
embodiment of my design in the form of a loveseat.

FIG. 2 is a top plan view thereof;

FIG. 3 is a front perspective view thereof;

FIG. 4 is a back view thereof;

FIG. 5 is a side view thereof, an opposite side view being a  
mirror image thereof;

FIG. 6 is a front elevation view of a seat showing a second  
embodiment of my new design in the form of a sofa; and,


FIG. 7 is a front perspective view of the seat of FIG. 6.


The back view of FIG. 6 are like FIG. 4, the difference being  
a matter of length.

The side views of FIG. 6 are like FIG. 5.

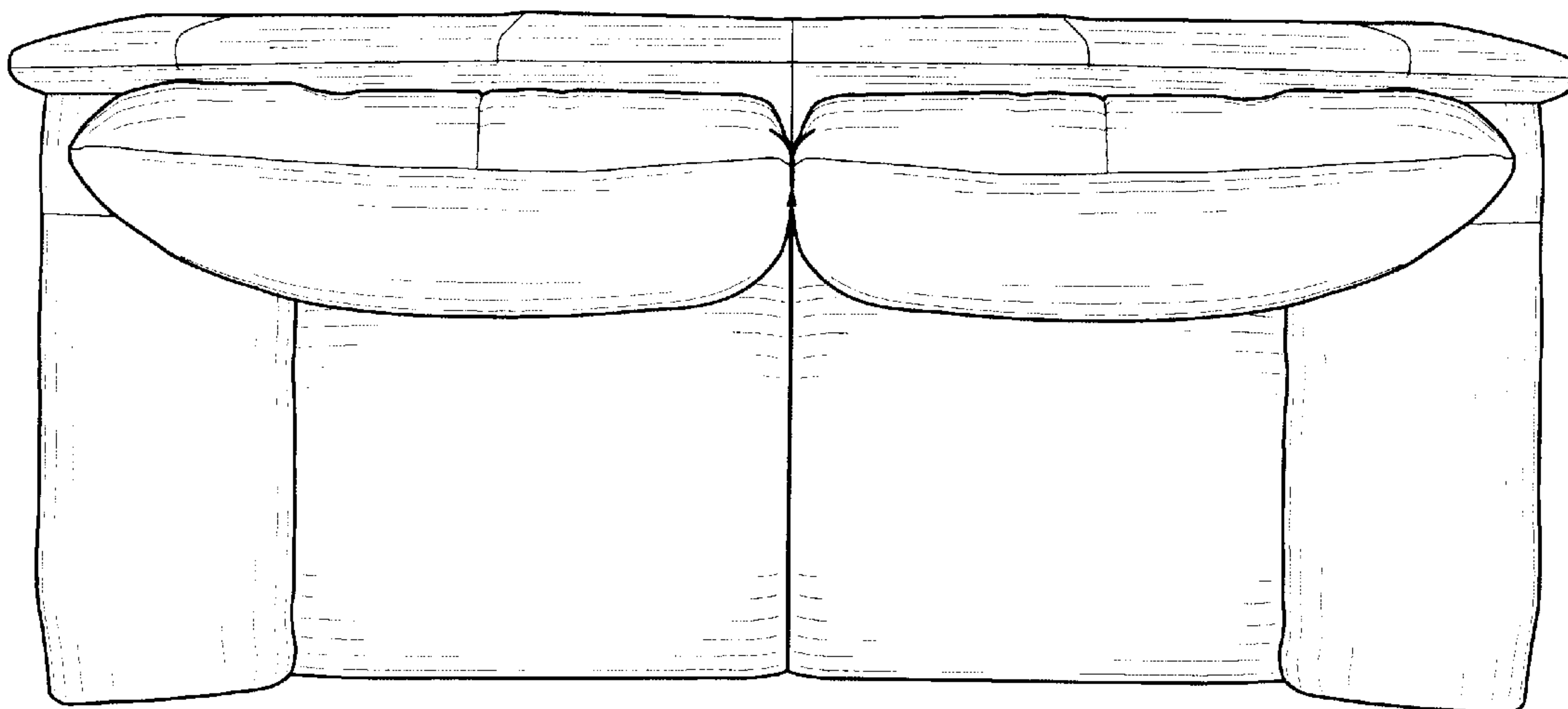
The broken lines shown on the sofa are understood to  
represent stitching.

**1 Claim, 4 Drawing Sheets**





*FIG. 1*



*FIG. 2*




FIG. 3






FIG. 4

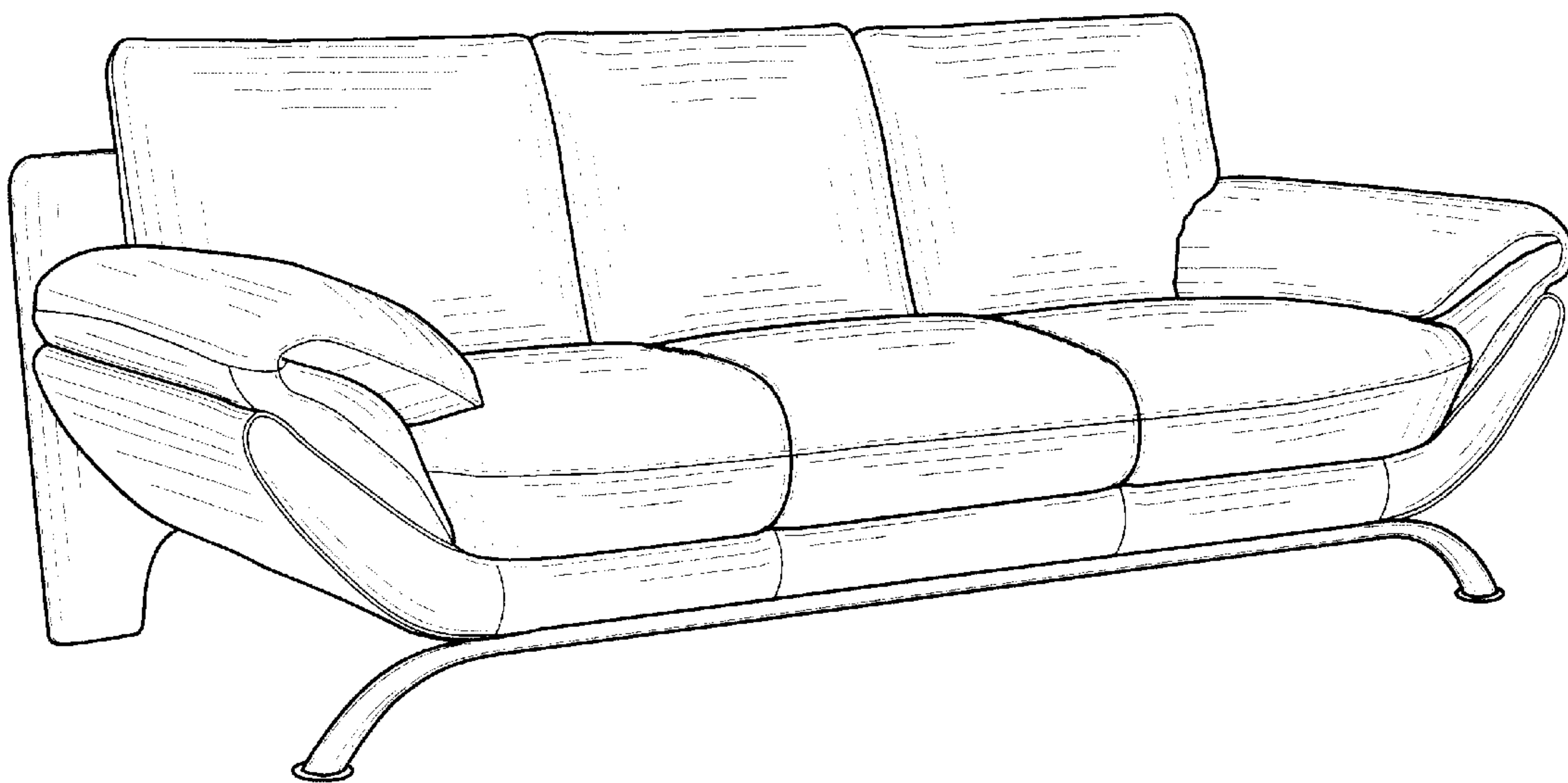


**FIG. 5**





*FIG. 6*



*FIG. 7*