



US00D516308S

(12) **United States Design Patent**
Salaam

(10) **Patent No.:** **US D516,308 S**
(45) **Date of Patent:** **** Mar. 7, 2006**

(54) **SPORTS BAG WITH SIMULATED SPORTS JERSEY**

(75) Inventor: **Scott Abdul Salaam**, Winston-Salem, NC (US)

(73) Assignee: **Accessory Brands, Inc.**, Winston-Salem, NC (US)

(**) Term: **14 Years**

(21) Appl. No.: **29/200,226**

(22) Filed: **Feb. 25, 2004**

(51) **LOC (8) Cl.** **03-01**

(52) **U.S. Cl.** **D3/271.4; D3/238**

(58) **Field of Classification Search** D3/234, D3/238, 217, 271.4, 271.1, 273, 287, 254, D3/259, 216; 150/117; 383/110, 907; D2/700, D2/717; 224/153, 155

See application file for complete search history.

(56) **References Cited**

U.S. PATENT DOCUMENTS

D154,200 S * 6/1949 Gold D32/36
D377,268 S * 1/1997 George et al. D3/287
D384,813 S * 10/1997 King D3/270

D413,437 S * 9/1999 Nickolich D3/238
D420,793 S * 2/2000 Vreeland D3/216
D458,445 S * 6/2002 Tarantino D3/238
D462,515 S * 9/2002 Kagoshima D3/238
D471,012 S 3/2003 Peterson D3/301
D483,179 S 12/2003 Fair D3/267

* cited by examiner

Primary Examiner—Philip S. Hyder

(74) *Attorney, Agent, or Firm*—Kennedy Covington Lobdell & Hickman, LLP

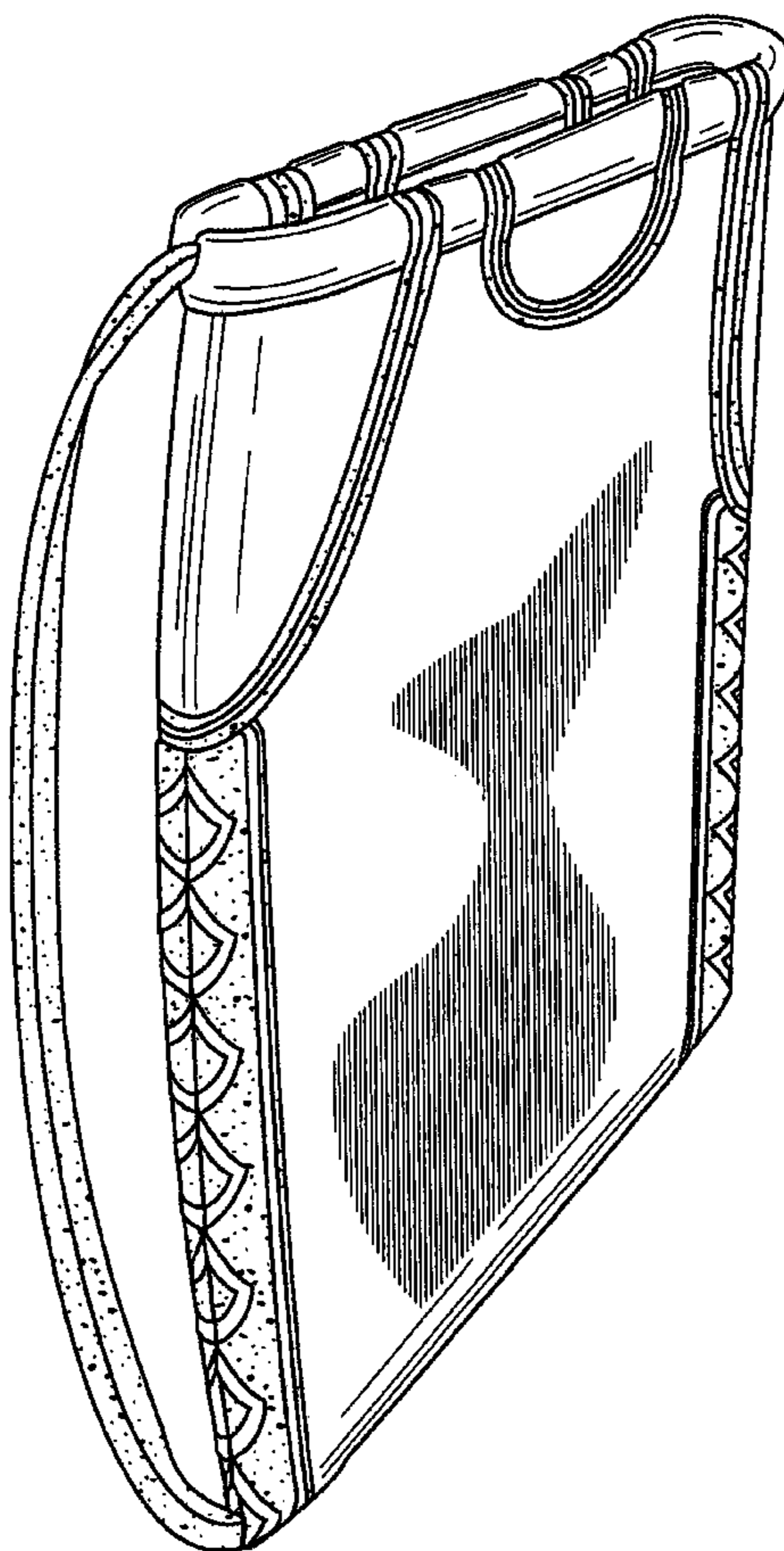
(57) **CLAIM**

The ornamental design for sports bag with simulated sports jersey, as shown and described.

DESCRIPTION

FIG. 1 is a perspective view of a sports bag with simulated sports jersey, showing my new design; FIG. 2 is a front elevational view thereof; FIG. 3 is a rear elevational view thereof; FIG. 4 is a right side view thereof; FIG. 5 is a left side view thereof; FIG. 6 is a top view thereof; and, FIG. 7 is a bottom view thereof.

1 Claim, 4 Drawing Sheets



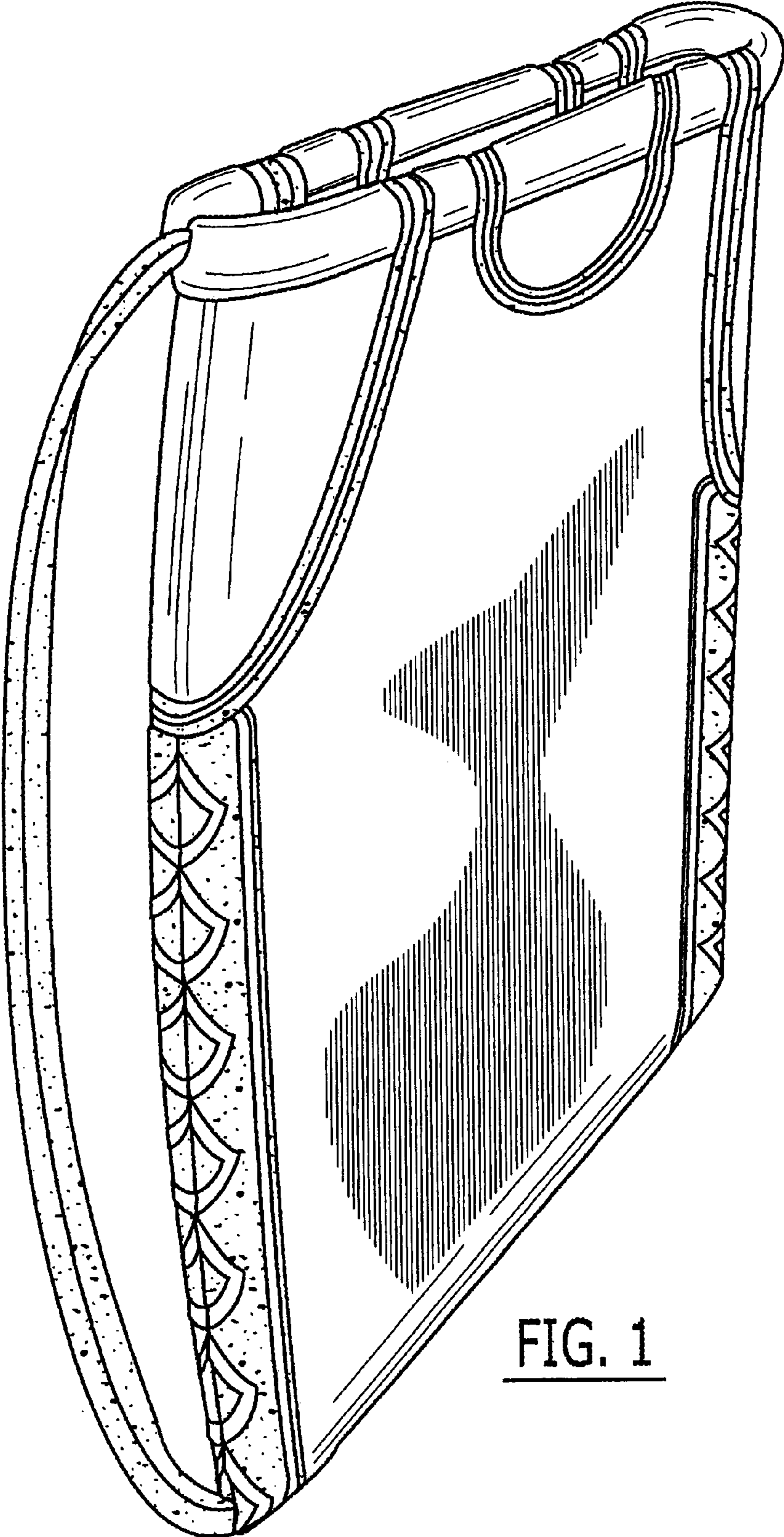


FIG. 1




FIG. 2




FIG. 3



FIG. 4



FIG. 5




FIG. 6




FIG. 7