



US00D516304S

(12) **United States Design Patent**
Feldman et al.

(10) **Patent No.:** **US D516,304 S**
(45) **Date of Patent:** **** Mar. 7, 2006**

(54) **SPORTS PACK FOR MINIATURE RF TRANSMITTER**

D465,323 S * 11/2002 Dancyger D3/226
D472,702 S * 4/2003 Hassett D3/218

(75) Inventors: **Todd Feldman**, Flourtown, PA (US);
Nate Stoffregen, Longmont, CO (US)

* cited by examiner

Primary Examiner—Catherine R. Oliver
(74) *Attorney, Agent, or Firm*—Johnson & Stainbrook LLP;
Craig M. Stainbrook; Larry D. Johnson

(73) Assignee: **Aerielle, Inc.**, Mountain View, CA (US)

(**) Term: **14 Years**

(57) **CLAIM**

(21) Appl. No.: **29/220,771**

The ornamental design for a sports pack for miniature RF transmitter, as shown and described.

(22) Filed: **Jan. 5, 2005**

DESCRIPTION

(51) **LOC (8) Cl.** **03-01**

(52) **U.S. Cl.** **D3/221; D3/218; D3/226**

(58) **Field of Classification Search** D3/221,
D3/226, 218, 224, 215, 228, 232–233; 224/240–241,
224/236, 245, 901, 904, 914

See application file for complete search history.

FIG. 1 is an upper left side perspective view;
FIG. 2 is a front elevation view;
FIG. 3 is a rear elevation view;
FIG. 4 is a top plan view;
FIG. 5 is a bottom plan view; and,
FIG. 6 is a right side elevation; the left side being a mirror image thereof.

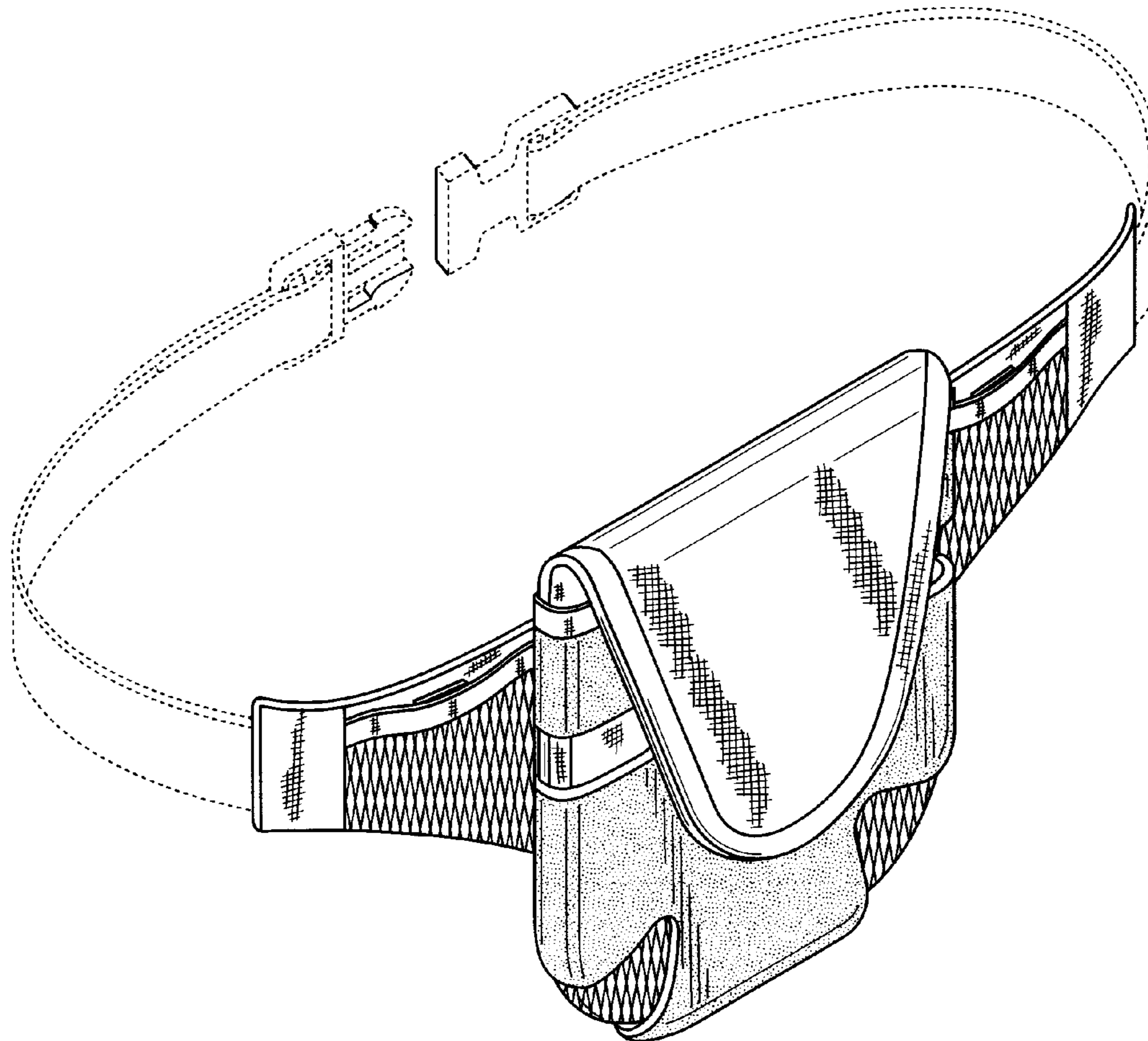
The broken line showing of environment in FIG. 1 is for illustrative purposes only and forms no part of the claimed design.

(56) **References Cited**

U.S. PATENT DOCUMENTS

D434,897 S * 12/2000 Hillman D3/218
D463,113 S * 9/2002 Hassett D3/218
D465,082 S * 11/2002 Hassett D3/218

1 Claim, 4 Drawing Sheets



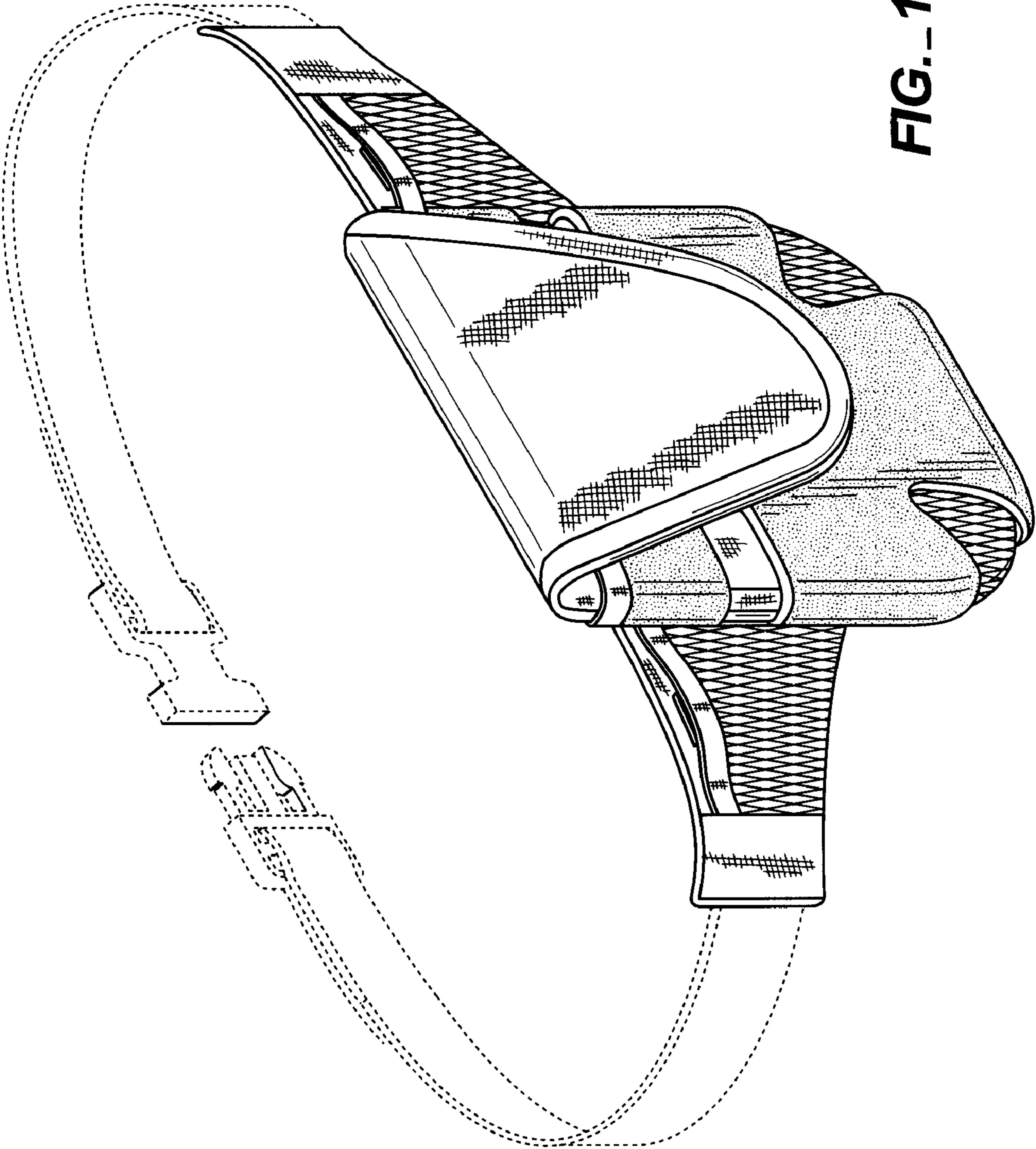


FIG. 1

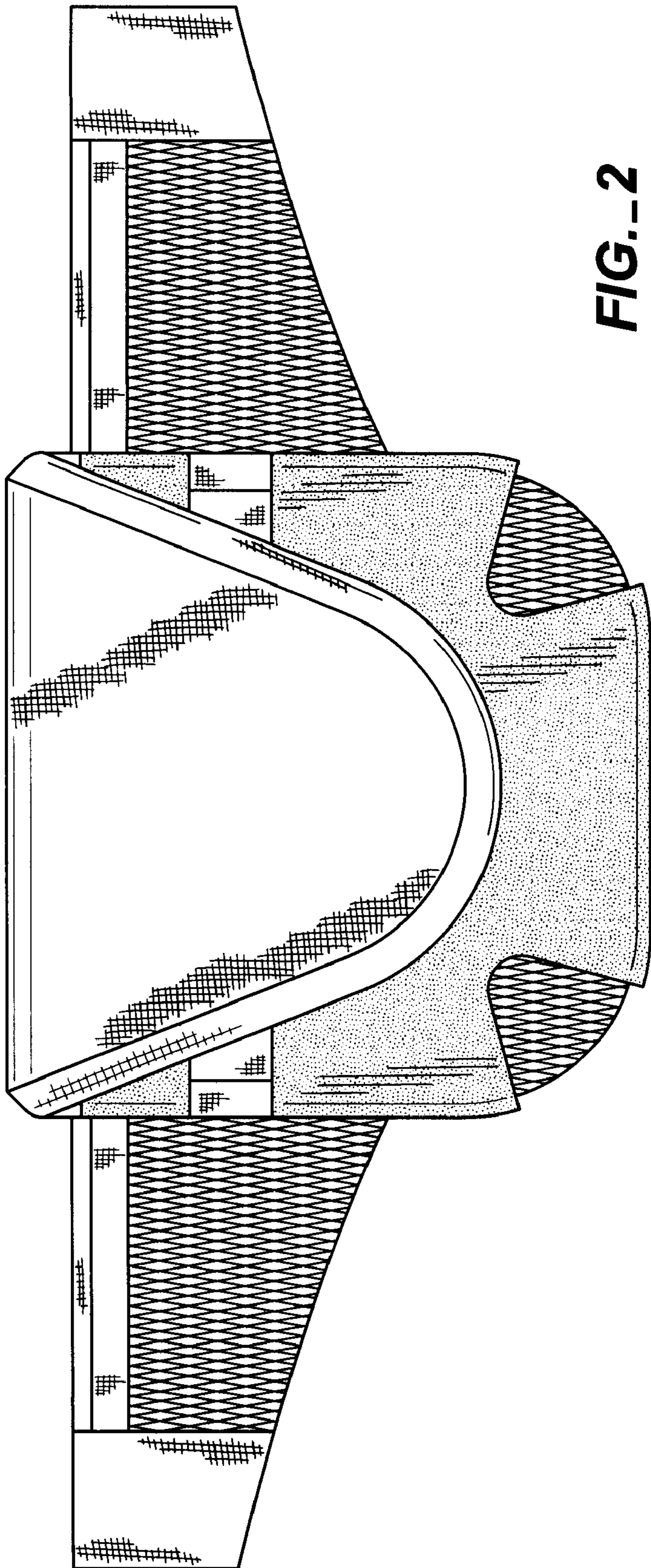


FIG. 2



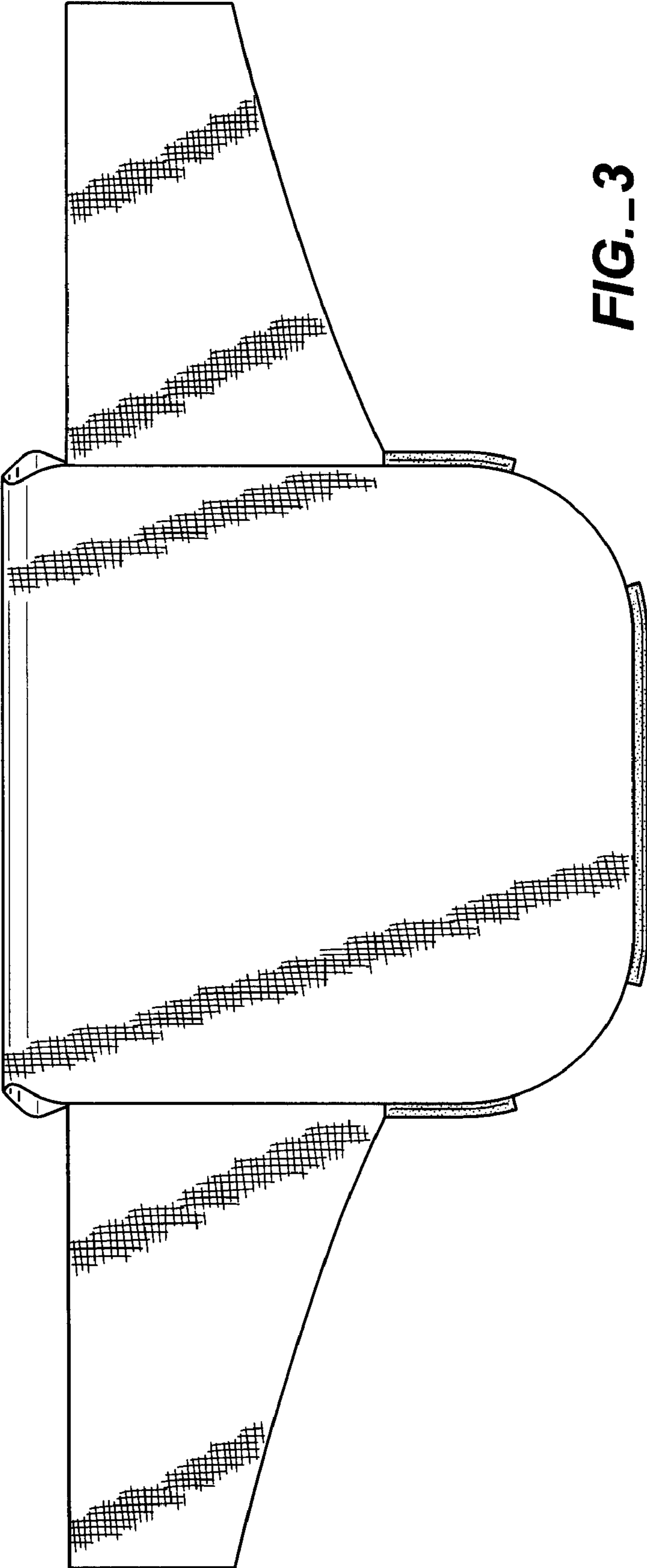


FIG. 4



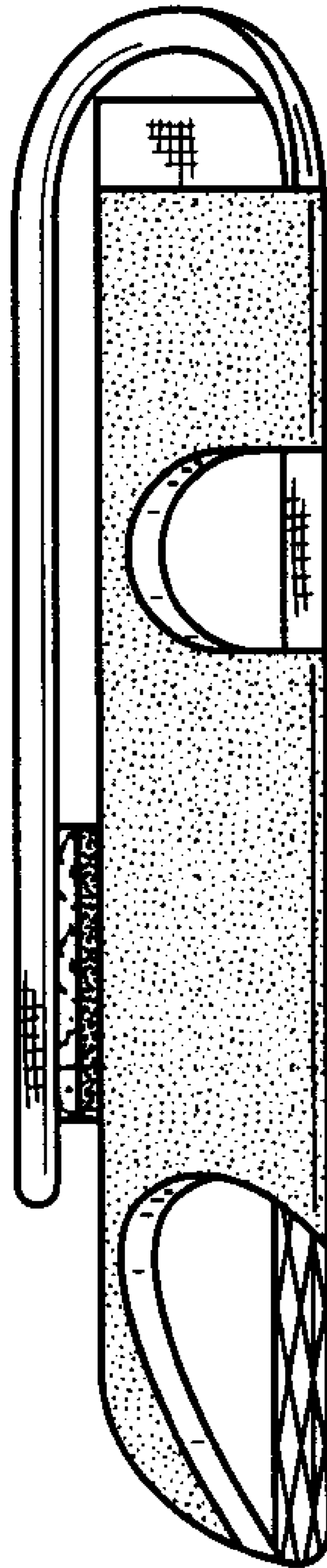


FIG. 6