



US00D516286S

(12) **United States Design Patent** (10) **Patent No.:** **US D516,286 S**
Hubbard (45) **Date of Patent:** **** Mar. 7, 2006**

(54) **PORTION OF A SHOE**

(75) Inventor: **Hanmi Hubbard**, Portland, OR (US)

(73) Assignee: **Nike, Inc.**, Beaverton, OR (US)

(**) Term: **14 Years**

(21) Appl. No.: **29/216,205**

(22) Filed: **Oct. 29, 2004**

(51) **LOC (8) Cl.** **02-99**

(52) **U.S. Cl.** **D2/972**

(58) **Field of Classification Search** D2/902,
D2/907, 908, 943, 944, 969, 972-974; 36/45,
36/50.1, 77 M, 77 R, 83, 88, 113, 114, 126-131
See application file for complete search history.

(56) **References Cited**

U.S. PATENT DOCUMENTS

124,257	A	3/1872	Cushman	
D47,238	S	4/1915	Miller	
1,663,319	A	3/1928	Snell	
D86,386	S	3/1932	Miller	
D93,907	S	11/1934	Bancroft	
D94,233	S	1/1935	Perugia	
D154,469	S	7/1949	Frederick	
D347,310	S	5/1994	Johnson et al.	
5,384,970	A	1/1995	Melton	
5,528,841	A	6/1996	Pozzobon	
5,555,650	A	9/1996	Longbottom et al.	
D377,412	S	1/1997	Longbottom et al.	
D415,882	S	11/1999	McDowell	
D418,280	S	1/2000	Kieler	
D422,128	S	4/2000	Adler	
D463,655	S	10/2002	Gerdy et al.	
D479,387	S	9/2003	Dal Magro	
D485,970	S	2/2004	Magro	
D496,152	S	* 9/2004	Doxey	D2/972
D499,249	S	* 12/2004	Hlavacs	D2/972
D500,199	S	* 12/2004	Clegg	D2/972

OTHER PUBLICATIONS

- “Nike Footwear Catalog,” Fall 1998, Published Nov. 1997 (M-31), Beaverton, Oregon.
- “Nike Footwear Catalog,” Fall 1998, Published Nov. 1997 (W95), Beaverton, Oregon.
- “Nike Footwear Catalog,” Spring 2000, Published Jul. 1999 (29), Beaverton, Oregon.
- “Nike Footwear Catalog,” Spring 2000, Published Jul. 1999 (79), Beaverton, Oregon.
- “Nike Footwear Catalog,” Spring 2001, Published Jun. 2000 (M110), Beaverton, Oregon.
- “Nike Footwear Catalog,” Spring 2002, Published Jun. 2001 (M23), Beaverton, Oregon.
- “Nike Footwear Catalog,” Spring 2004, Published Jun. 2003 (112), Beaverton, Oregon.

* cited by examiner

Primary Examiner—Dominic Simone
(74) *Attorney, Agent, or Firm*—TraskBritt

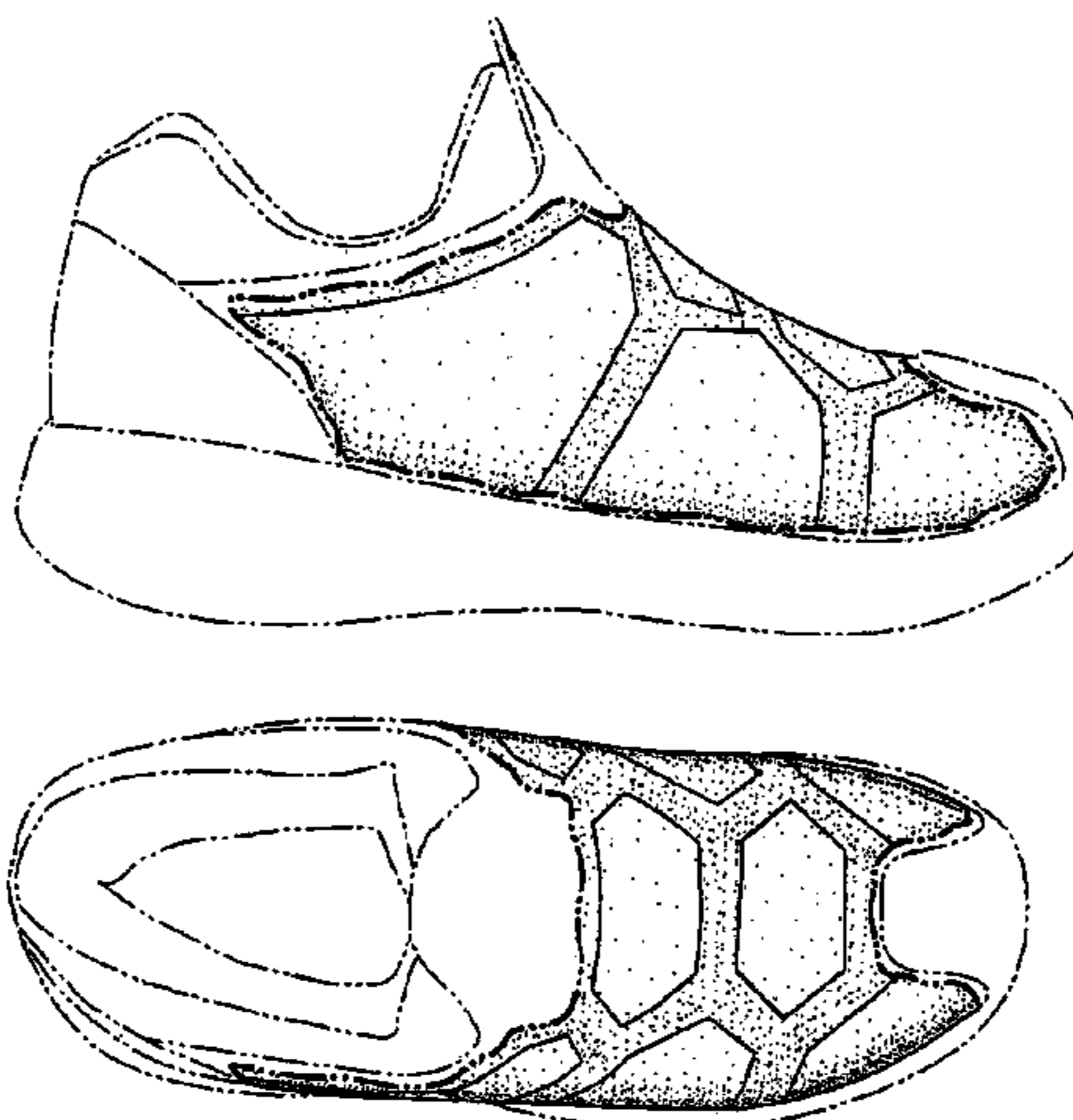
(57) **CLAIM**

The ornamental design for a portion of a shoe, as shown and described.

DESCRIPTION

FIG. 1 is a perspective view of a side element of a shoe upper showing my new design;
 FIG. 2 is a side view of the portion of a shoe shown in FIG. 1;
 FIG. 3 is another side view of the portion of a shoe shown in FIG. 1;
 FIG. 4 is a front view of the portion of a shoe shown in FIG. 1;
 FIG. 5 is a rear view of the portion of a shoe shown in FIG. 1; and,
 FIG. 6 is a top view of the portion of a shoe shown in FIG. 1.
 The uneven broken line immediately adjacent to the shaded area represents the bounds of the claimed design. All other uneven broken lines represent the remaining portion of the shoe. The uneven broken line representations in FIGS. 1-6 are for illustrative purposes only and form no part of the claimed design.

1 Claim, 3 Drawing Sheets



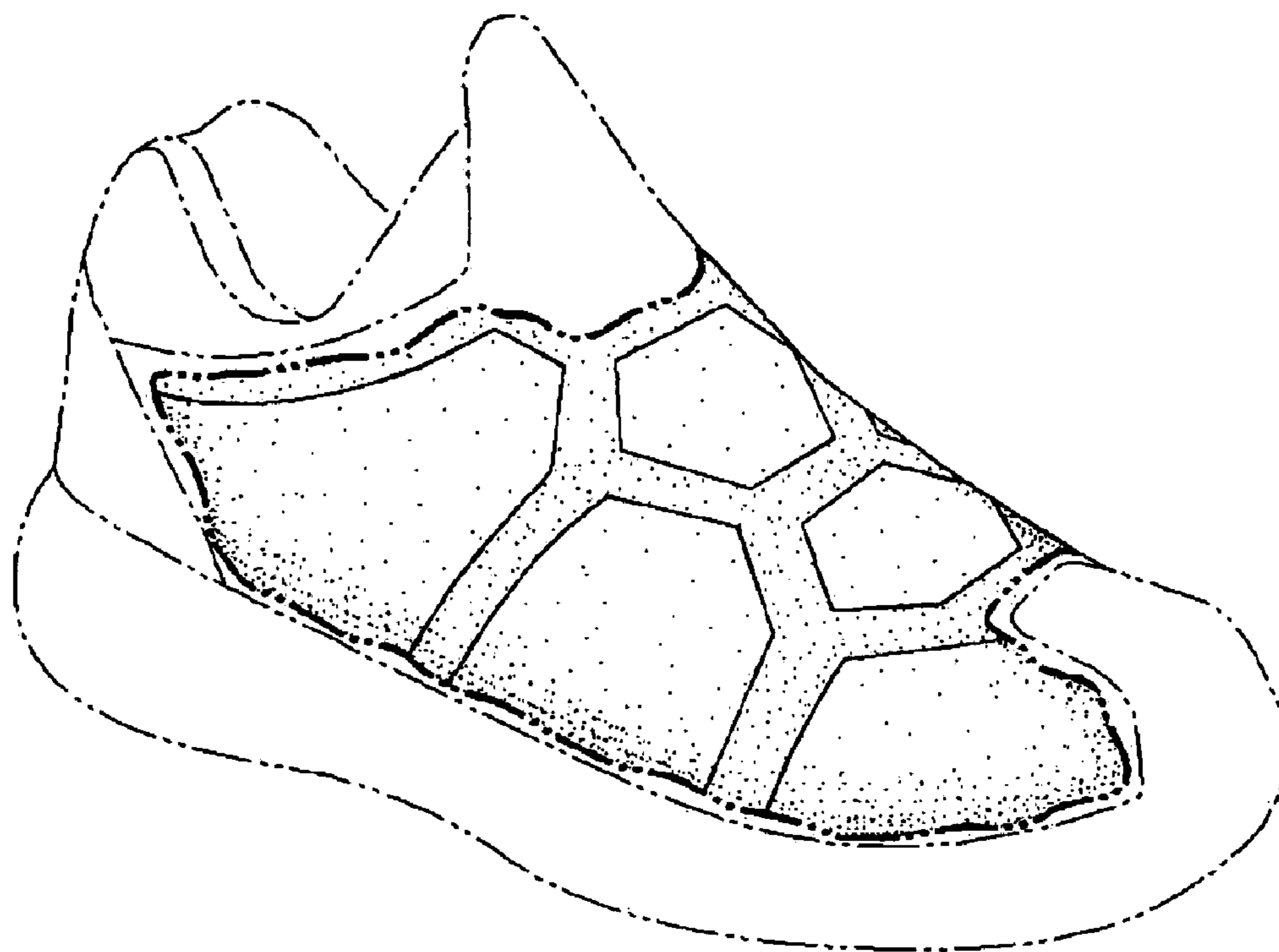


FIG. 1

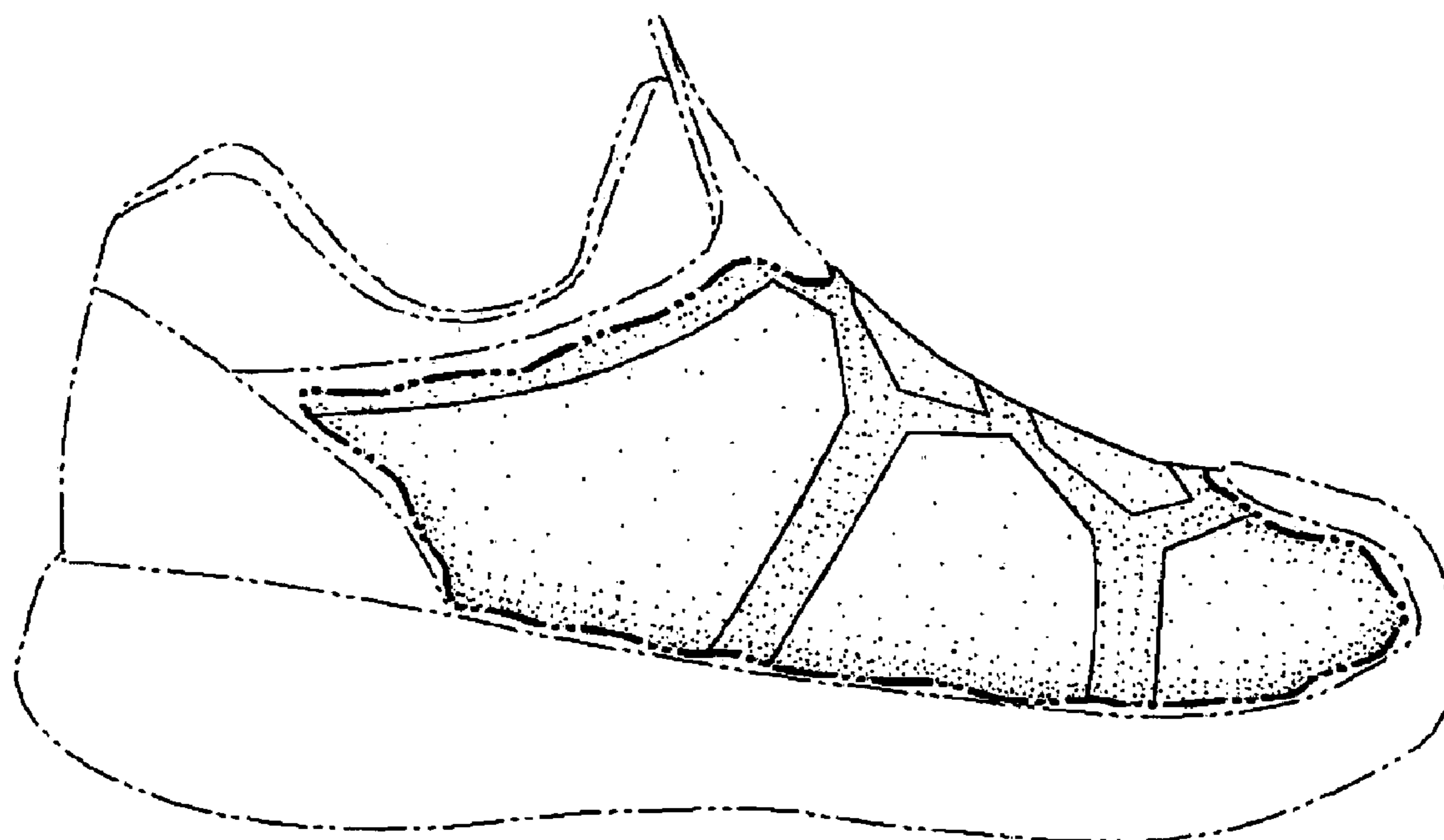


FIG. 2

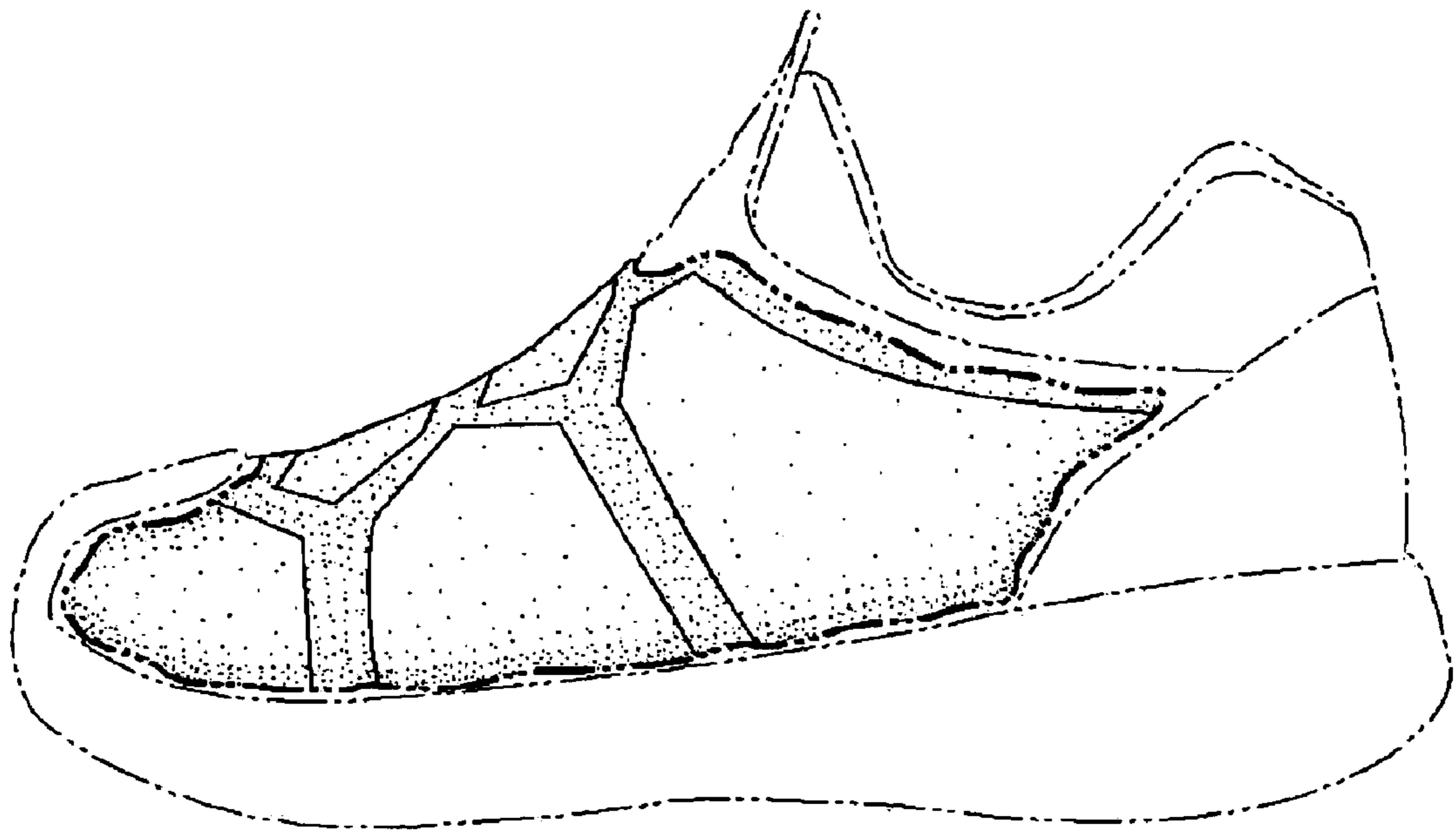


FIG. 3

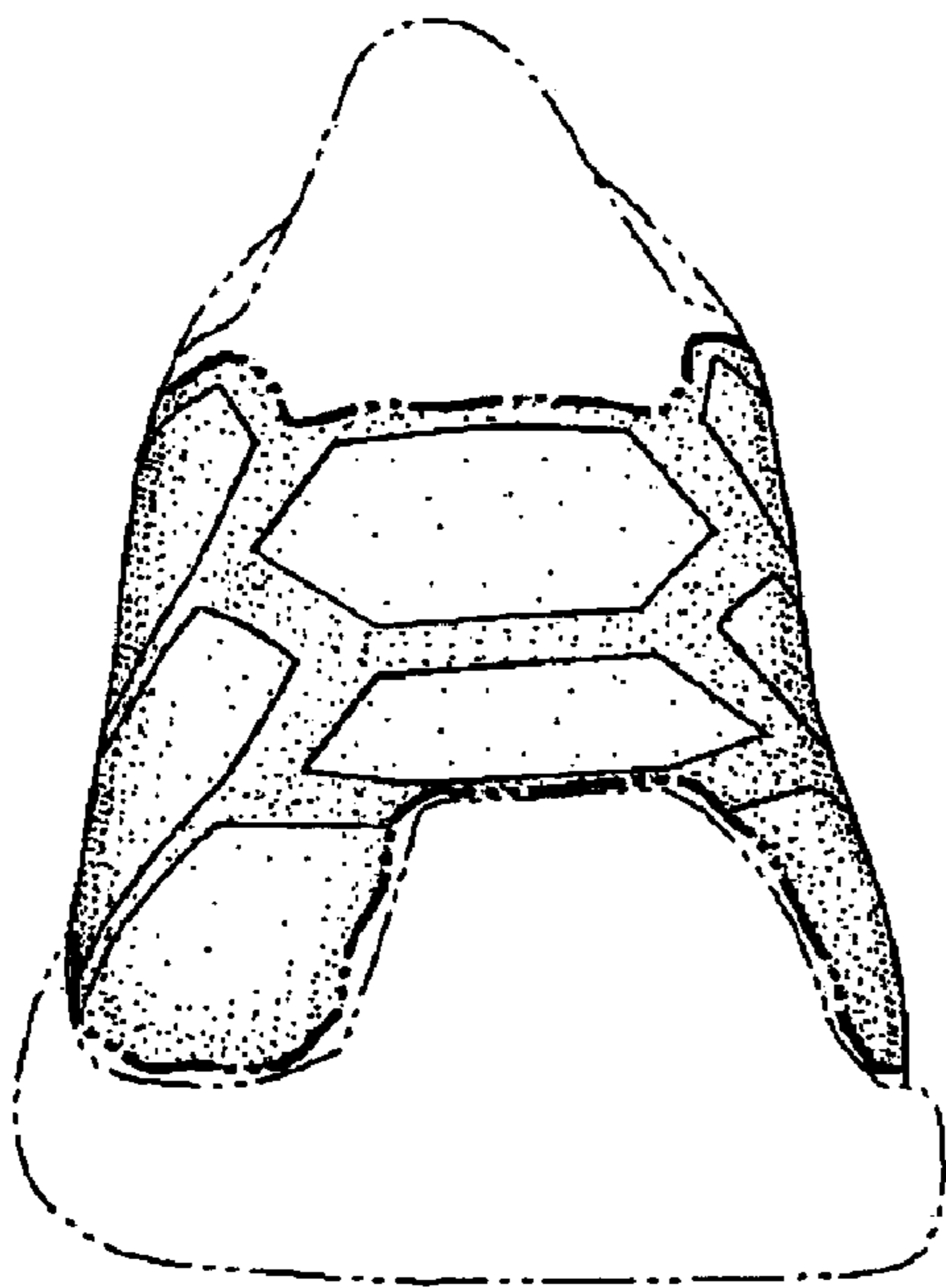


FIG. 4

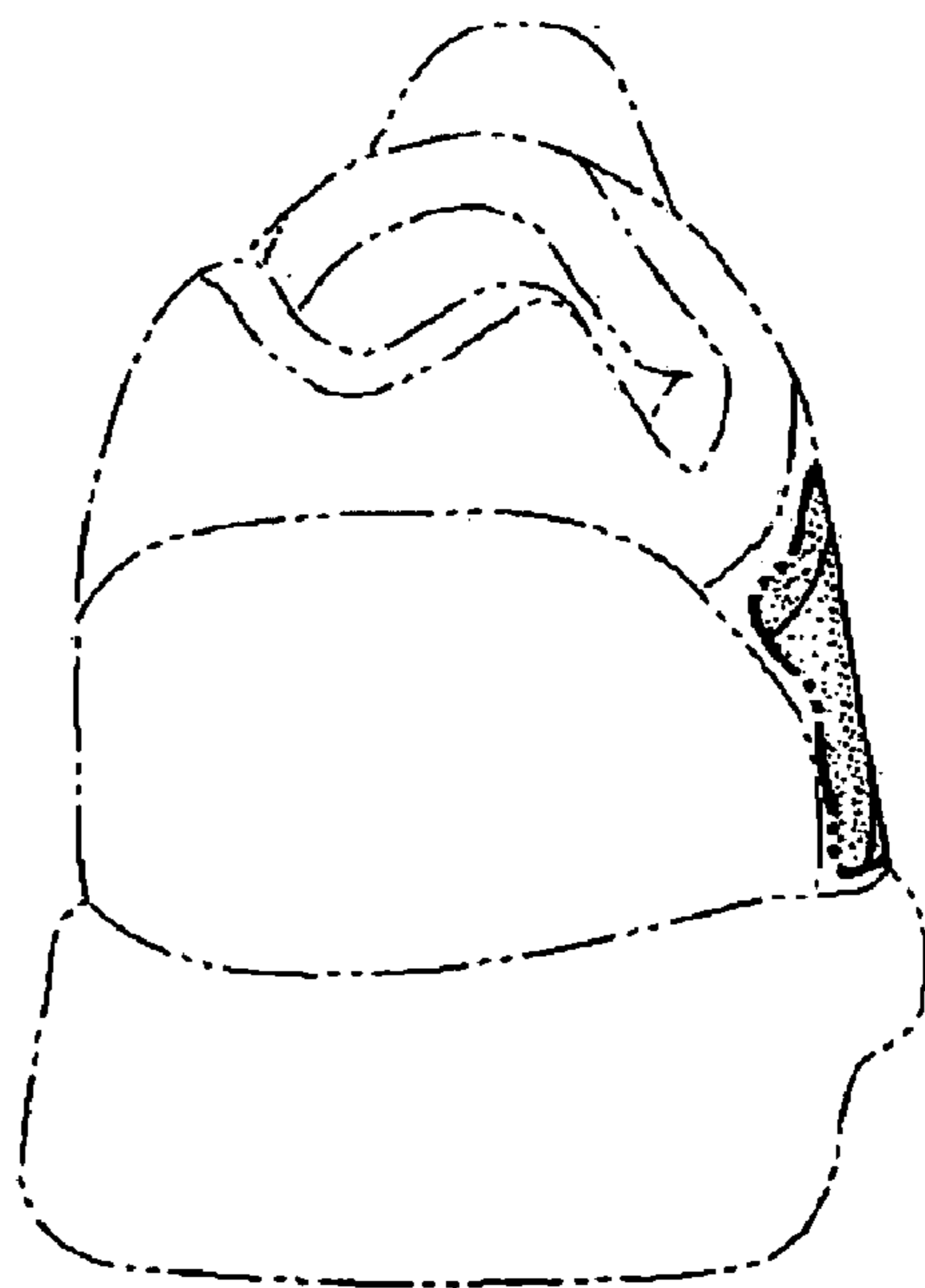


FIG. 5

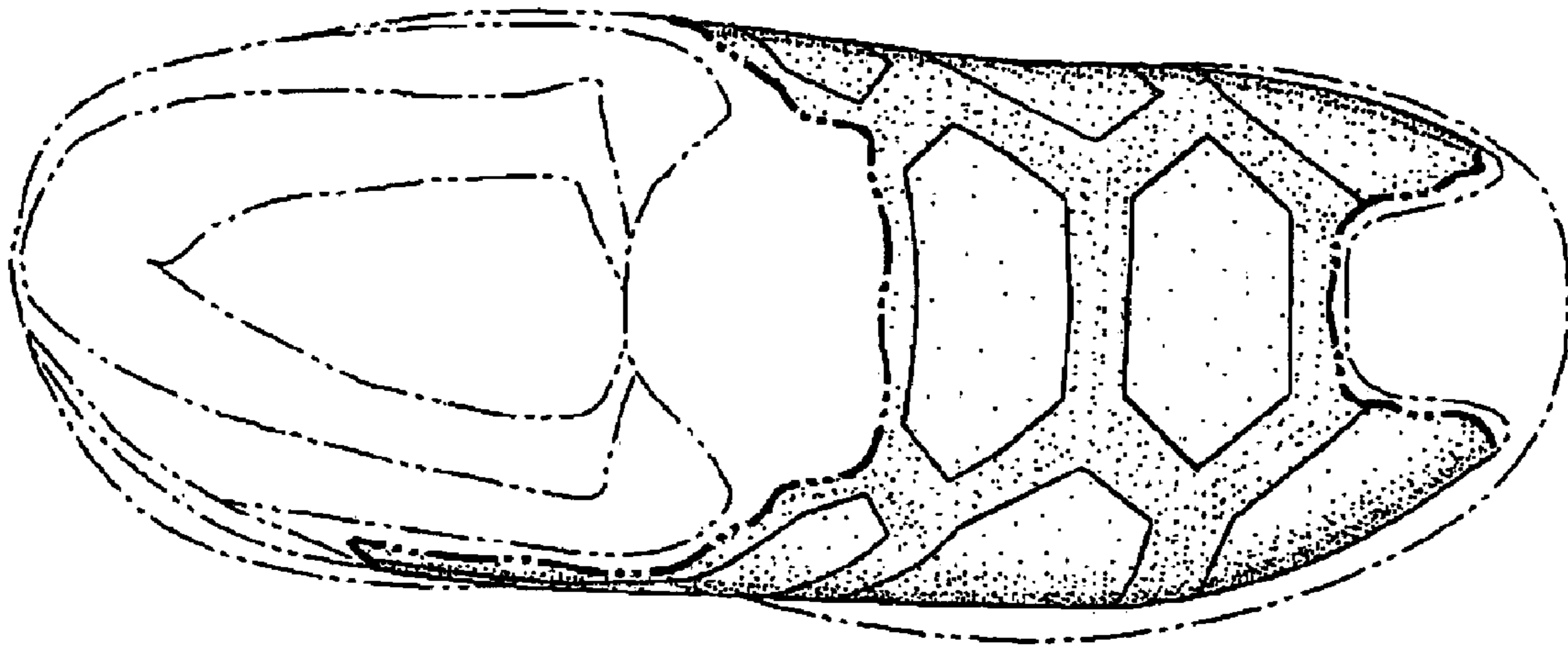


Fig. 6