



US00D516282S

(12) **United States Design Patent**
Ozio

(10) **Patent No.:** **US D516,282 S**
(45) **Date of Patent:** **** Mar. 7, 2006**

- (54) **HEEL FOR A SHOE**
- (75) **Inventor:** **David Ozio**, Beaumont, TX (US)
- (73) **Assignee:** **Columbia Insurance Company**,
Omaha, NE (US)
- (**) **Term:** **14 Years**
- (21) **Appl. No.:** **29/220,369**
- (22) **Filed:** **Dec. 29, 2004**
- (51) **LOC (8) Cl.** **02-99**
- (52) **U.S. Cl.** **D2/964; D2/954**
- (58) **Field of Classification Search** D2/946,
D2/954, 964; 36/34 R, 59 R
See application file for complete search history.

D223,078 S	*	3/1972	Jones	D2/964
D240,471 S	*	7/1976	Russell	D2/964
4,231,170 A		11/1980	Griswold		
4,366,629 A		1/1983	Scherz		
4,562,652 A		1/1986	Hensler		
D287,186 S	*	12/1986	Sironi	D2/964
4,908,963 A		3/1990	Krajcir et al.		
4,995,174 A		2/1991	Hong et al.		
5,048,203 A		9/1991	Kling		
D326,954 S	*	6/1992	Kiyosawa et al.	D2/968
5,185,944 A		2/1993	Okajima		
D356,674 S	*	3/1995	Lucarelli	D2/964
5,499,459 A		3/1996	Tomaro		
5,526,584 A		6/1996	Bleimhofer et al.		
5,738,937 A		4/1998	Baychar		

* cited by examiner

Primary Examiner—Dominic Simone
(74) *Attorney, Agent, or Firm*—St. Onge Steward Johnston
& Reens LLC

(56) **References Cited**

U.S. PATENT DOCUMENTS

1,974,543 A	9/1934	Reymond	
2,046,217 A	6/1936	Strauss	
2,079,237 A	5/1937	Allard	
2,160,768 A	5/1939	Wasser	
2,344,069 A	3/1944	Wasser	
D171,331 S	* 1/1954	Haines et al. D2/954
3,091,871 A	6/1963	Tronche	
3,175,310 A	3/1965	MacQuaid	
3,175,311 A	3/1965	MacQuaid	
3,191,321 A	6/1965	Brutting	
3,213,551 A	10/1965	Krauss	
3,299,544 A	* 1/1967	Hack 36/59 R
3,407,518 A	10/1968	MacQuaid	
3,525,165 A	8/1970	Randall	
3,561,142 A	2/1971	Streit et al.	

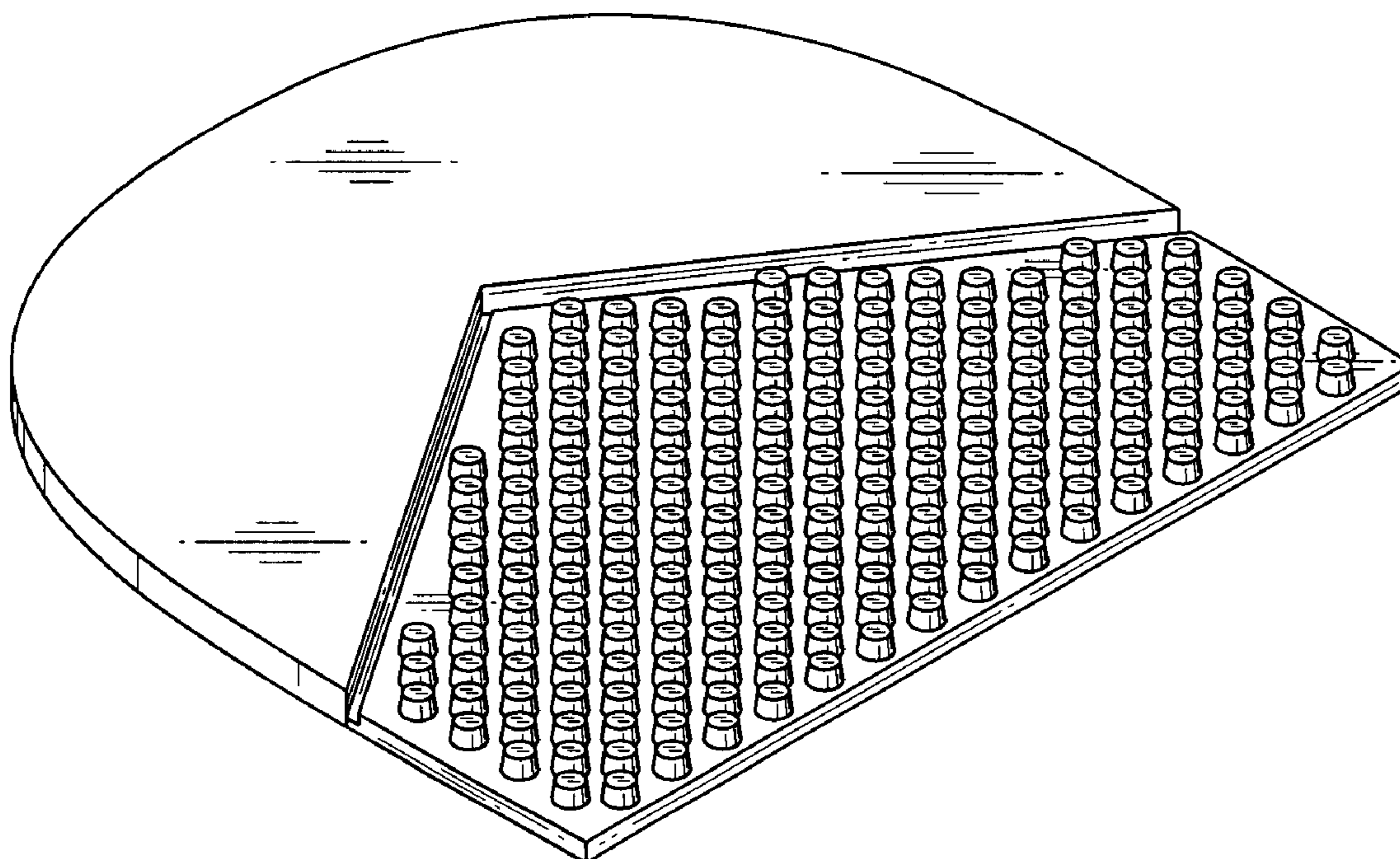
(57) **CLAIM**

I claim the ornamental design for the heel for a shoe, as shown and described in the drawings.

DESCRIPTION

FIG. 1 is a bottom perspective view of a heel for a shoe in accordance with the new design;
FIG. 2 is a bottom view thereof;
FIG. 3 is a front view thereof;
FIG. 4 is a right side view thereof;
FIG. 5 is a back view thereof; and,
FIG. 6 is a left side view thereof.

1 Claim, 2 Drawing Sheets



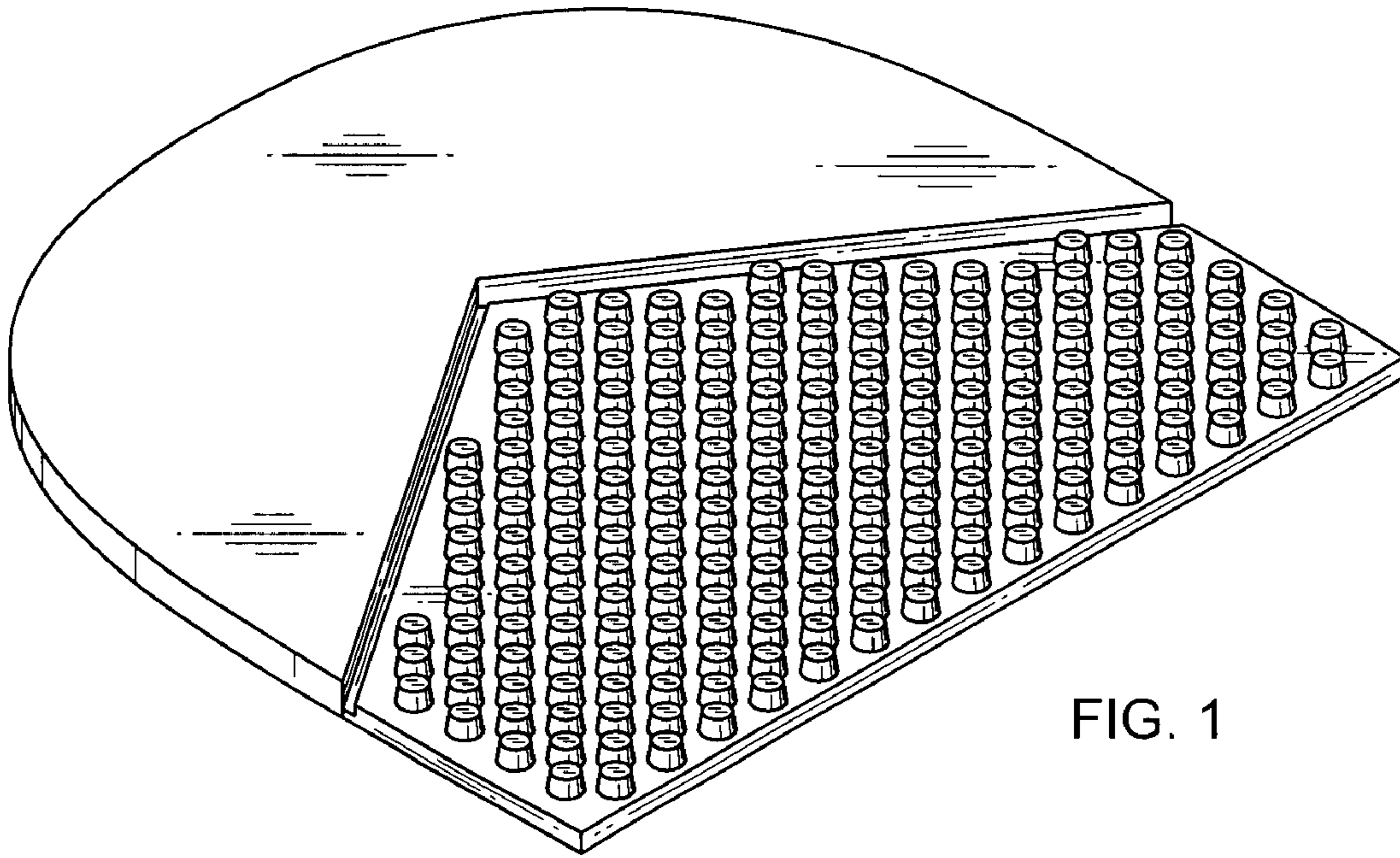


FIG. 1

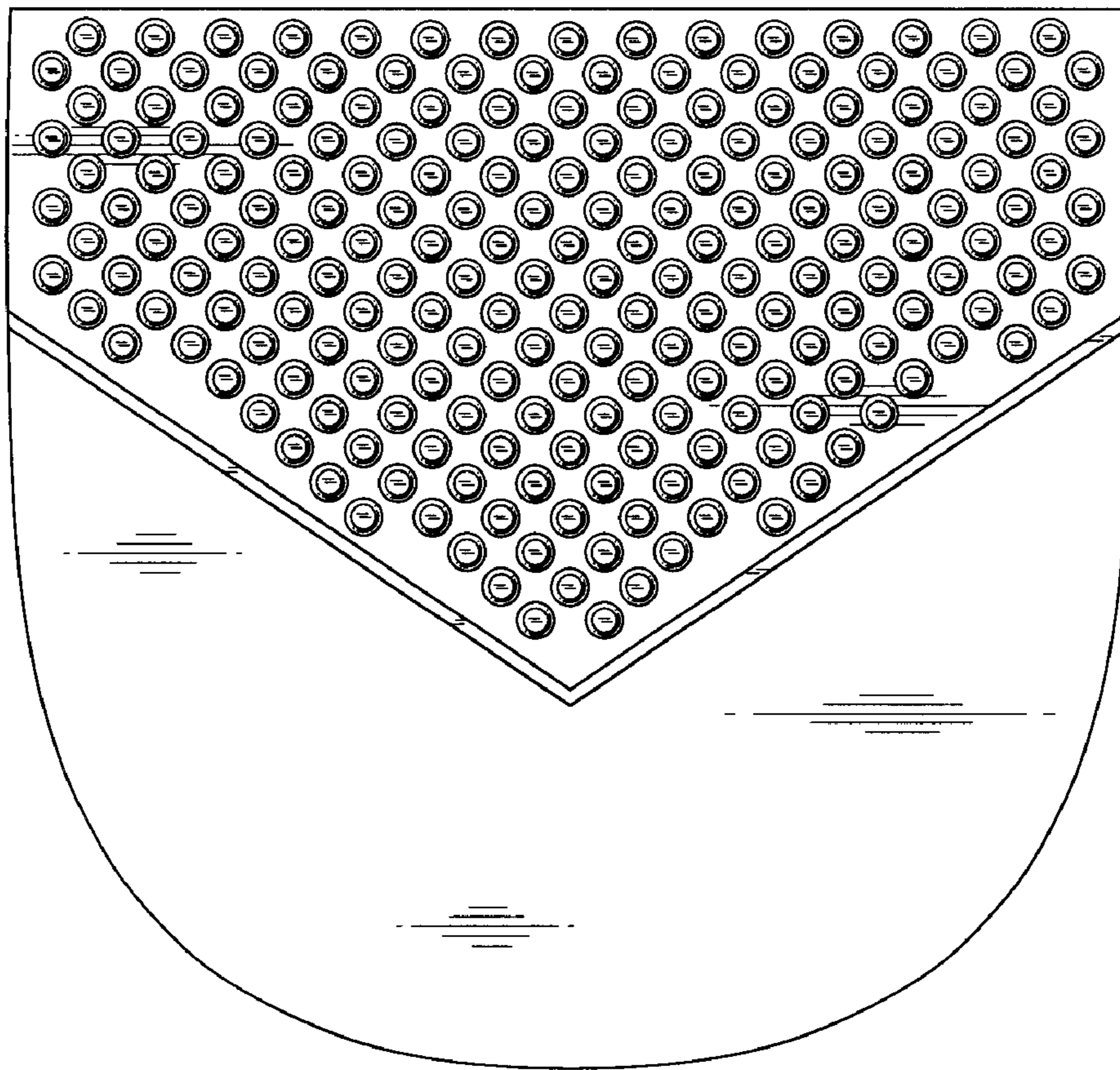


FIG. 2



FIG. 3



FIG. 4



FIG. 5



FIG. 6