

US00D516253S

(12) **United States Design Patent**  
**Wong**

(10) **Patent No.:** **US D516,253 S**  
(45) **Date of Patent:** **\*\* Feb. 28, 2006**

- (54) **JOCK CUP**
- (75) Inventor: **Jon G. Wong**, Long Beach, CA (US)
- (73) Assignee: **EZ Gard Industries, Inc.**, Plymouth, MN (US)
- (\*\*) Term: **14 Years**
- (21) Appl. No.: **29/221,221**
- (22) Filed: **Jan. 12, 2005**
- (51) **LOC (8) Cl.** ..... **02-01**
- (52) **U.S. Cl.** ..... **D29/101.5**
- (58) **Field of Classification Search** ..... D29/100,  
D29/101.5; D2/711; D24/190; 2/22, 78.1;  
128/846, 891; 602/67, 68, 70, 72, 73  
See application file for complete search history.

- D294,075 S \* 2/1988 Bernstein ..... D2/711
- 4,922,899 A \* 5/1990 Graff et al. .... 128/846
- 4,967,768 A 11/1990 Tatro
- 4,989,594 A 2/1991 Doherty et al.
- 5,274,854 A 1/1994 Wenner et al.
- D364,262 S \* 11/1995 Magidson et al. .... D2/711
- 5,479,942 A 1/1996 DiMatteo
- 5,819,323 A 10/1998 Edenfield
- 5,920,914 A 7/1999 Dempsey
- 6,041,441 A 3/2000 Counts
- 6,048,327 A 4/2000 Kieffer
- 6,319,219 B1 11/2001 Landi
- D457,690 S \* 5/2002 Griffiths ..... D29/101.5
- 2003/0163076 A1 8/2003 Lukens
- 2004/0024341 A1 2/2004 Jacobs
- 2004/0092851 A1 \* 5/2004 Littell ..... 602/3

\* cited by examiner

*Primary Examiner*—Gary D. Watson  
*Assistant Examiner*—T. Chase Nelson  
(74) *Attorney, Agent, or Firm*—Faegre & Benson, LLP

(56) **References Cited**  
U.S. PATENT DOCUMENTS

- 849,471 A \* 4/1907 Gamble ..... 602/72
- 1,688,676 A \* 10/1928 Whitley ..... 2/22
- 1,720,439 A \* 7/1929 Richardson ..... 2/22
- 1,830,572 A 11/1931 Taylor
- 2,283,684 A \* 5/1942 Matthews ..... 602/72
- 3,176,666 A 4/1965 Barnes
- 3,229,692 A 1/1966 Creed
- 3,782,375 A \* 1/1974 Donars ..... 602/73
- D246,011 S \* 10/1977 Eckman ..... D2/711
- 4,134,400 A 1/1979 DiMatteo
- D252,116 S \* 6/1979 DiMatteo ..... D2/711
- 4,257,414 A 3/1981 Gamm et al.
- 4,453,541 A 6/1984 Castelli et al.
- 4,471,772 A \* 9/1984 Miller, Jr. .... 602/67
- 4,660,554 A 4/1987 Wright

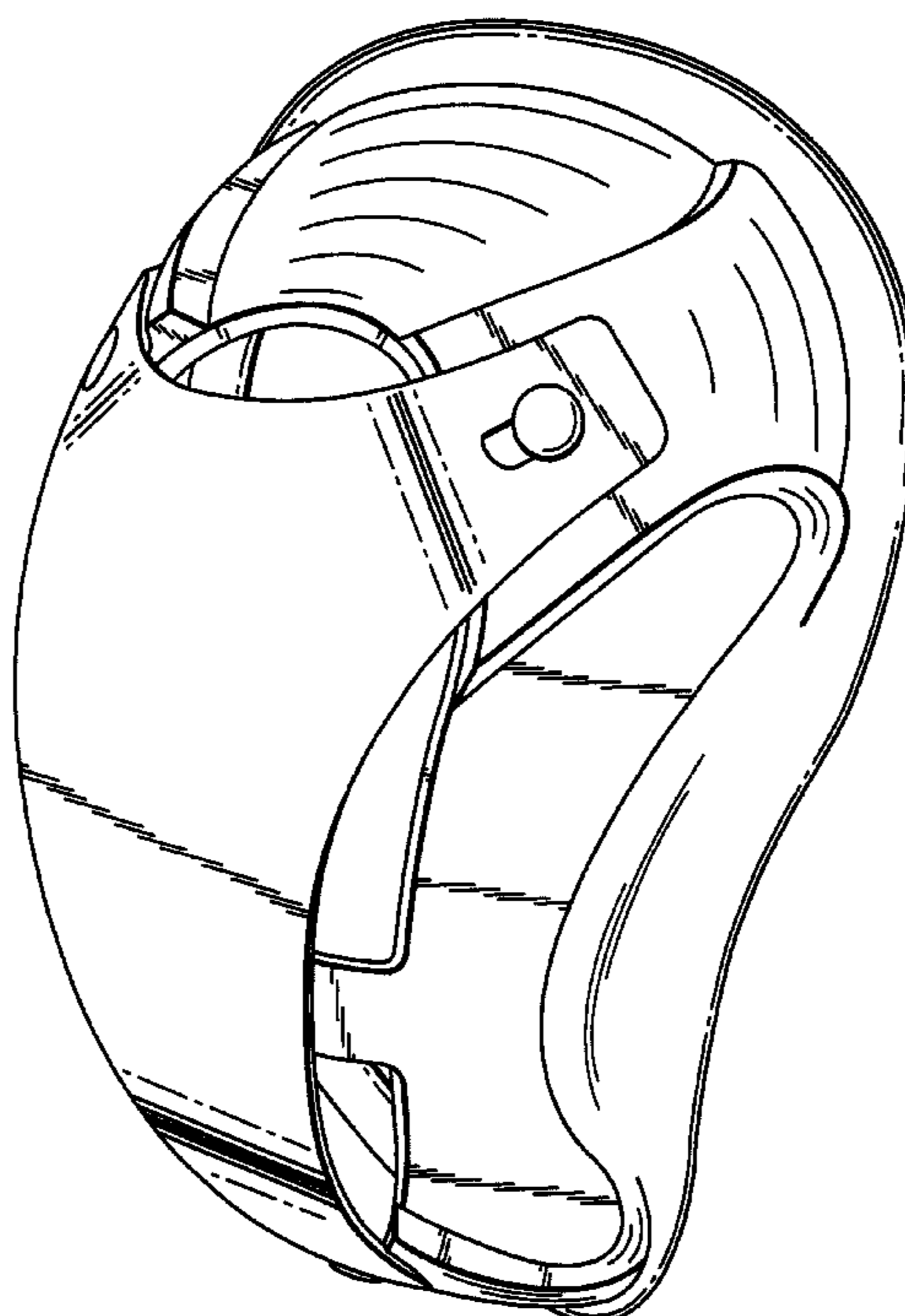
(57) **CLAIM**

The ornamental design for a jock cup, as shown and described.

**DESCRIPTION**

FIG. 1 is a perspective view of a jock cup embodying my new design;  
FIG. 2 is a front view of a jock cup embodying my design;  
FIG. 3 is a rear view of a jock cup embodying my design;  
and,  
FIG. 4 is a side view of a jock cup embodying my design, it being understood that the opposite side view is a mirror image thereof.

**1 Claim, 4 Drawing Sheets**



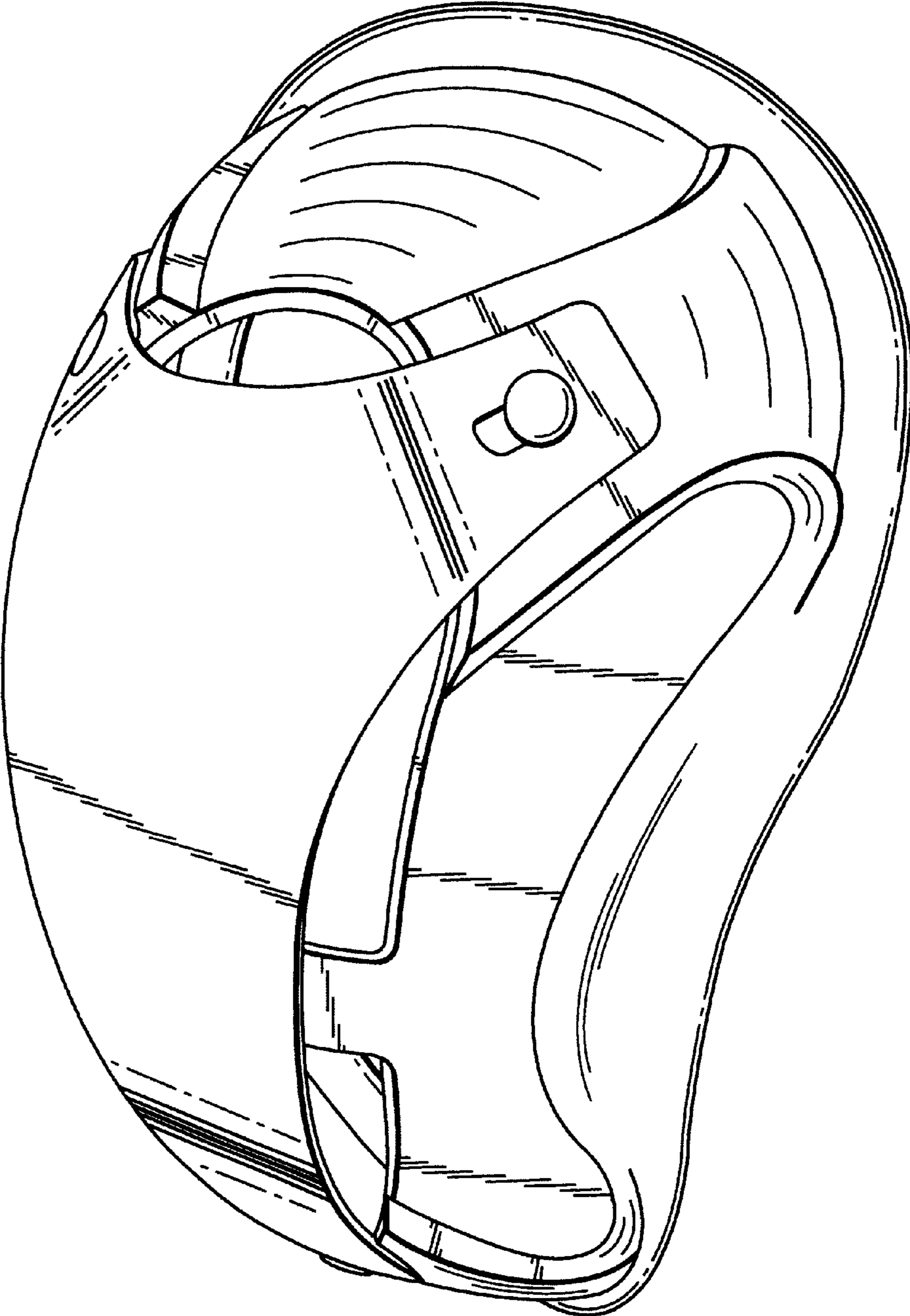


Fig. 1

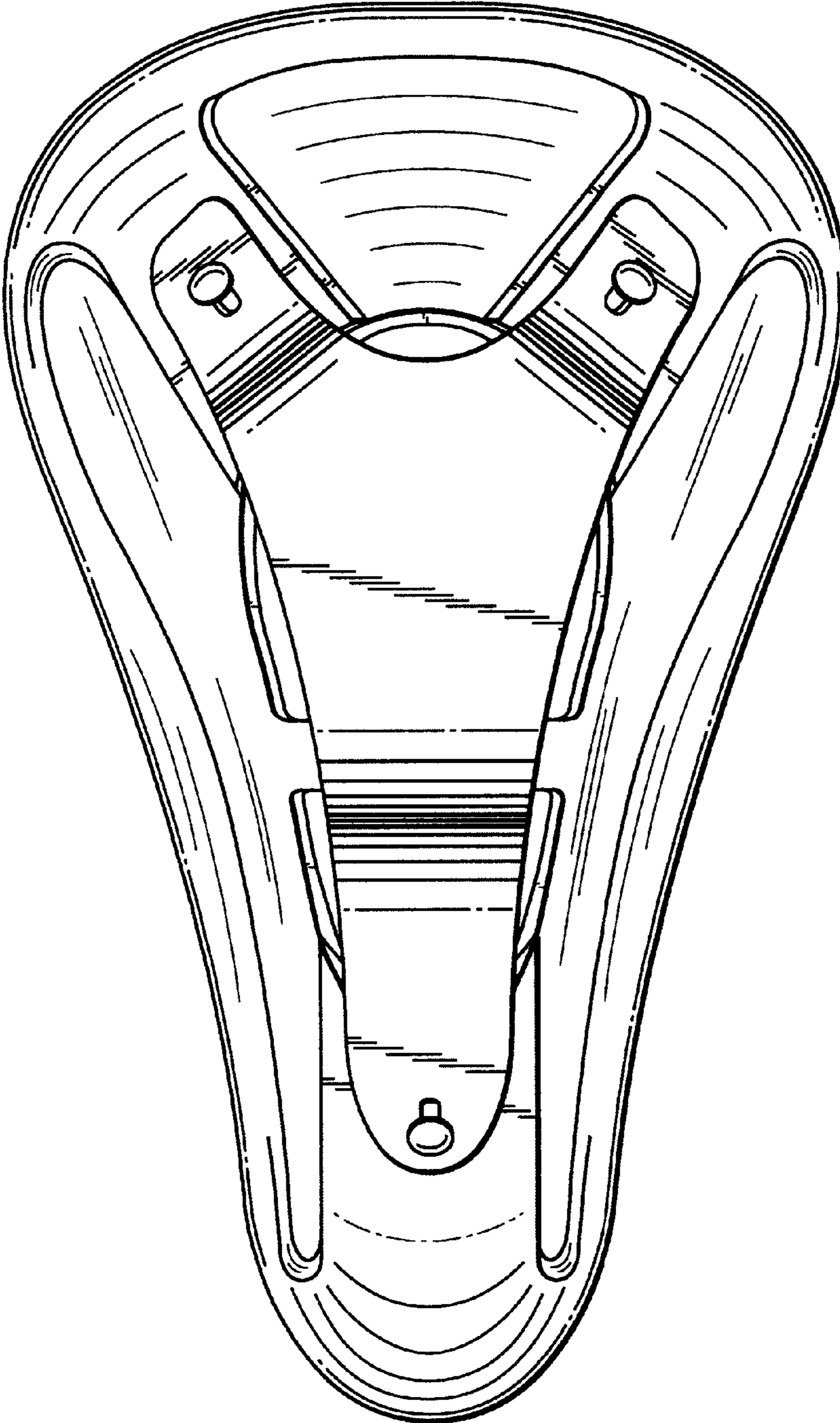


Fig. 2

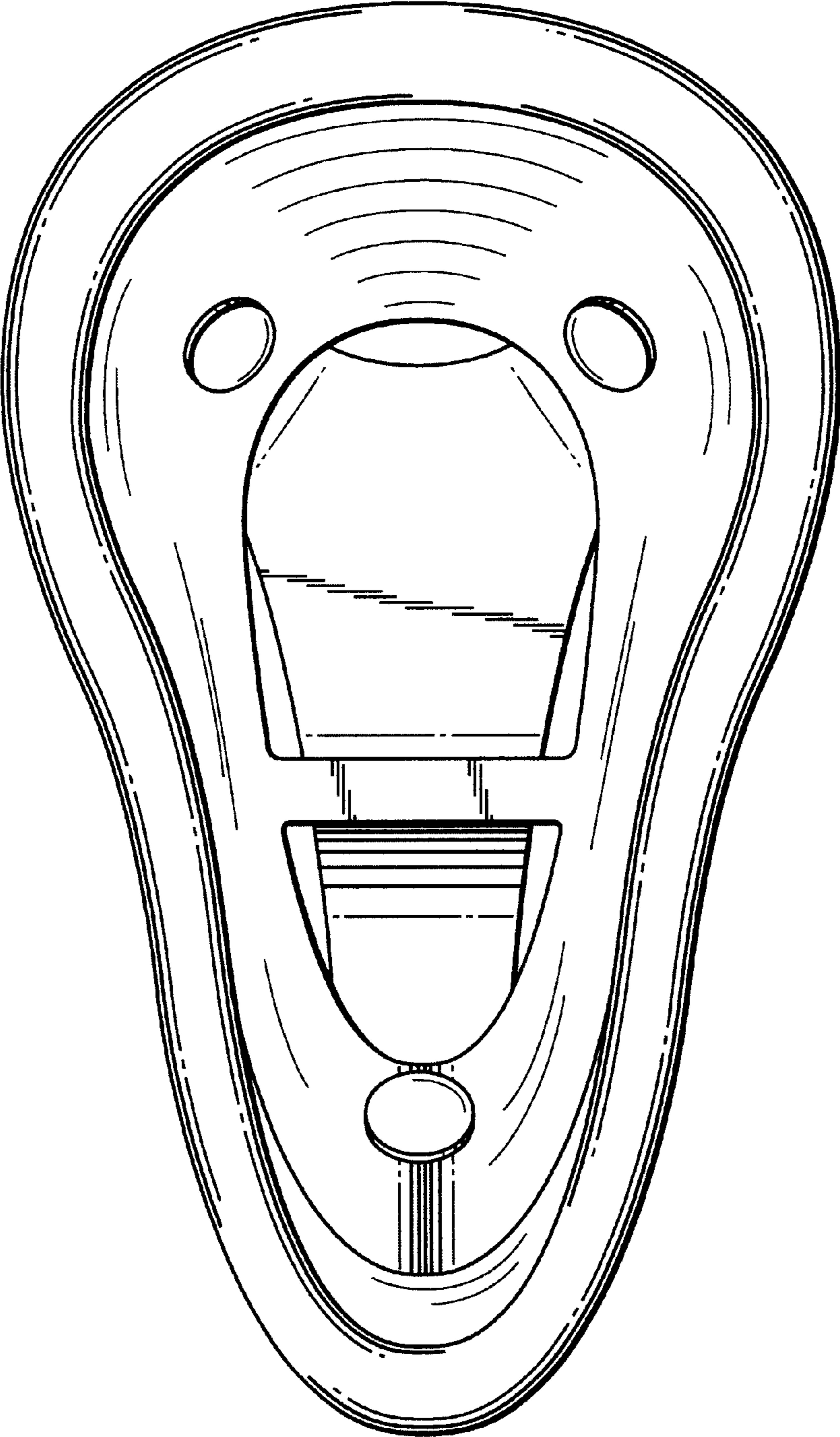


Fig. 3

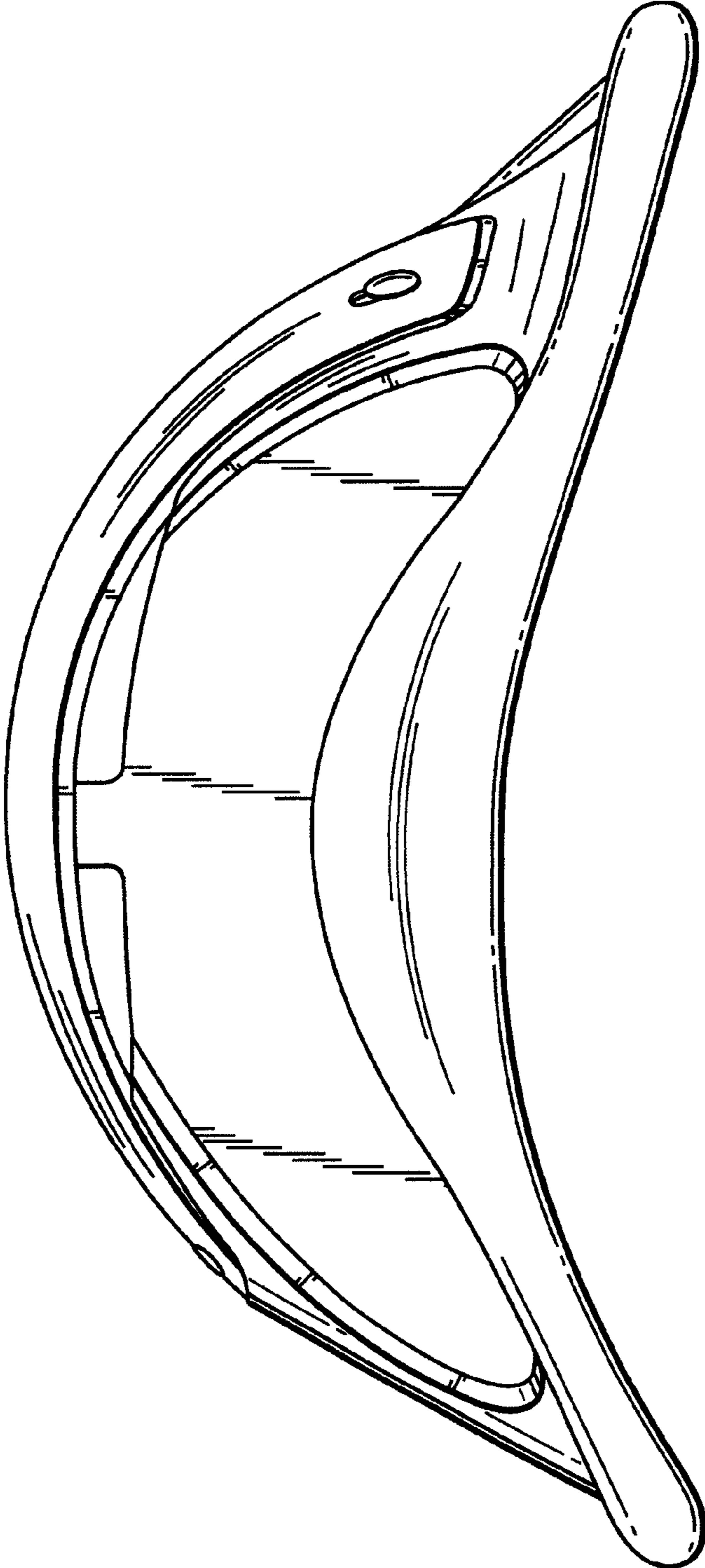


Fig. 4