



US00D516250S

(12) **United States Design Patent**
Merheje

(10) **Patent No.:** **US D516,250 S**
(45) **Date of Patent:** **** Feb. 28, 2006**

(54) **SINGLE LEVER NAIL CLIPPER**

D498,333 S * 11/2004 Di Bitonto et al. D28/60

(76) Inventor: **Michel Yamin Merheje**, Alameda
Caiapos 262, Barueri, Sao Paulo (BR),
06470-280

* cited by examiner

(**) Term: **14 Years**

Primary Examiner—Jennifer Rivard
(74) *Attorney, Agent, or Firm*—Akerman Senterfitt;
Michael C. Cesarano

(21) Appl. No.: **29/222,433**

(57) **CLAIM**

(22) Filed: **Jan. 28, 2005**

I claim the ornamental design for a single lever nail clipper,
as shown.

(30) **Foreign Application Priority Data**

Aug. 4, 2004 (BR) DI 6402633-7

DESCRIPTION

(51) **LOC (8) Cl.** **28-03**

(52) **U.S. Cl.** **D28/60**

(58) **Field of Classification Search** D28/60;
30/26-29; 132/75, 75.3, 75.4, 75.5, 75.6,
132/76.2

FIG. 1 is a perspective view from the top, front and side of
the single lever nail clipper.

FIG. 2 is a plan view of the single lever nail clipper.

FIG. 3 is a left side view of the single lever nail clipper.

FIG. 4 is a right side view of the single lever nail clipper;
and,

FIG. 5 is a bottom view of the single lever nail clipper.


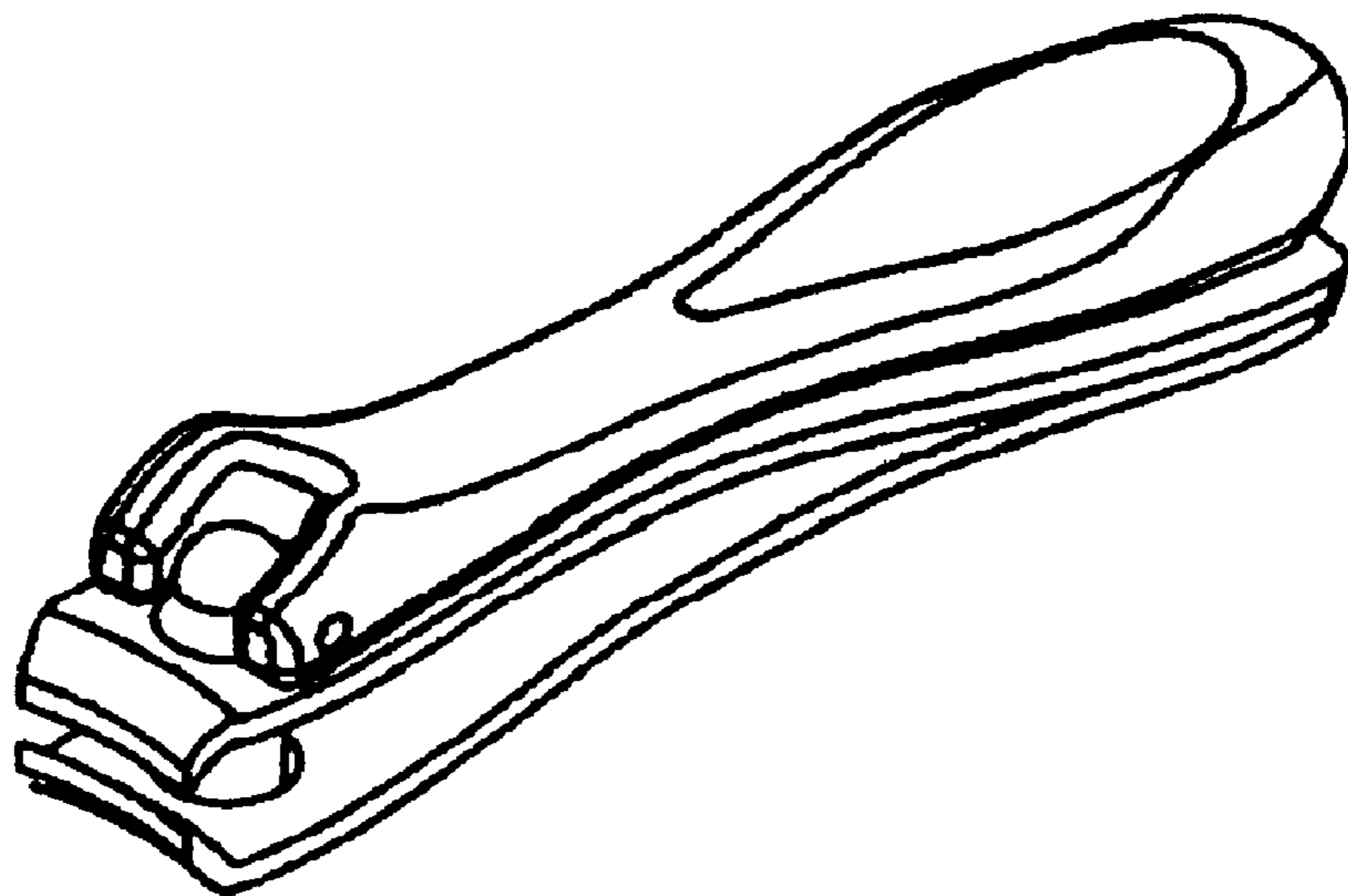
See application file for complete search history.

(56) **References Cited**

U.S. PATENT DOCUMENTS

D413,412 S * 8/1999 Chiu D28/60

1 Claim, 5 Drawing Sheets



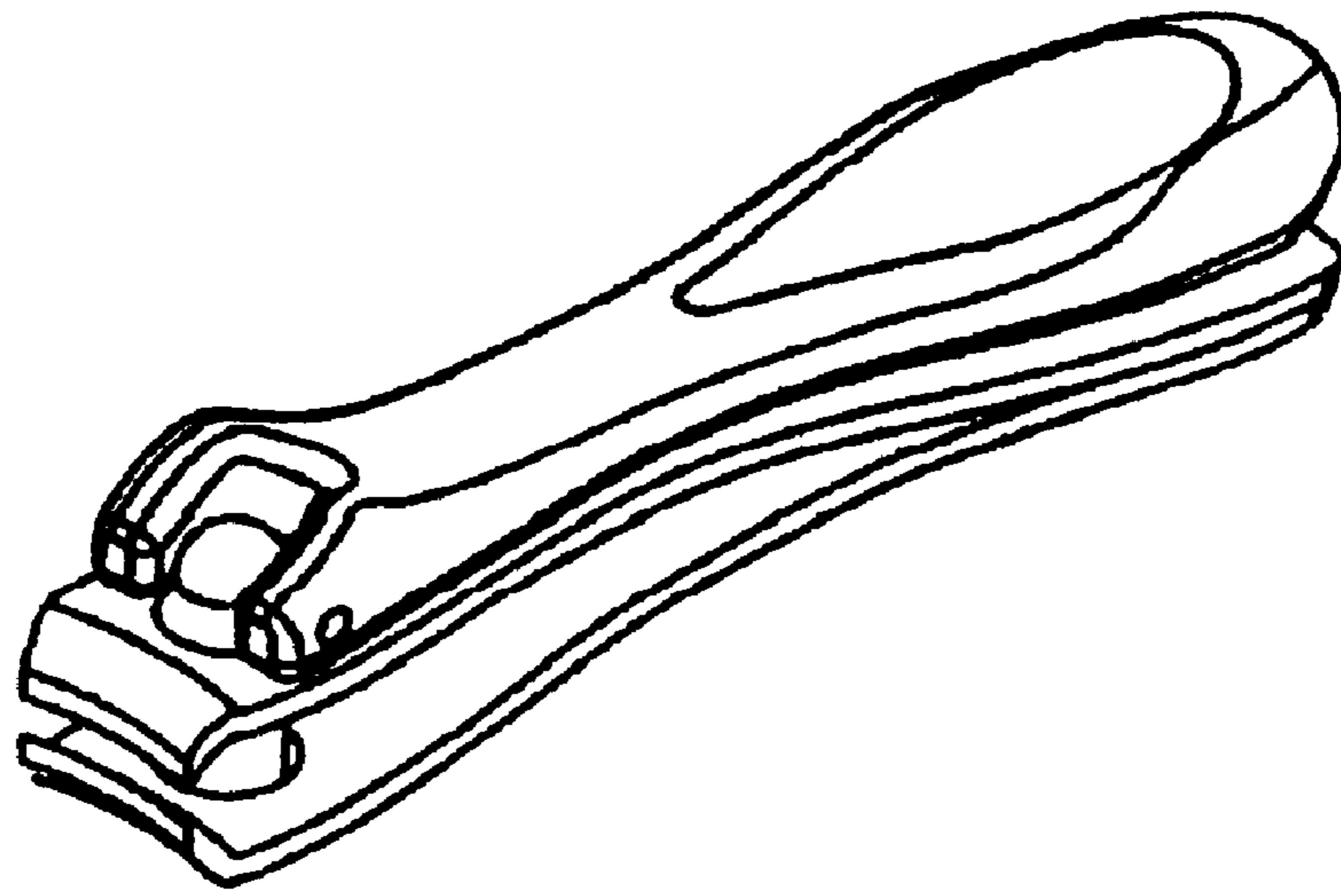


FIG. 1




FIG. 2

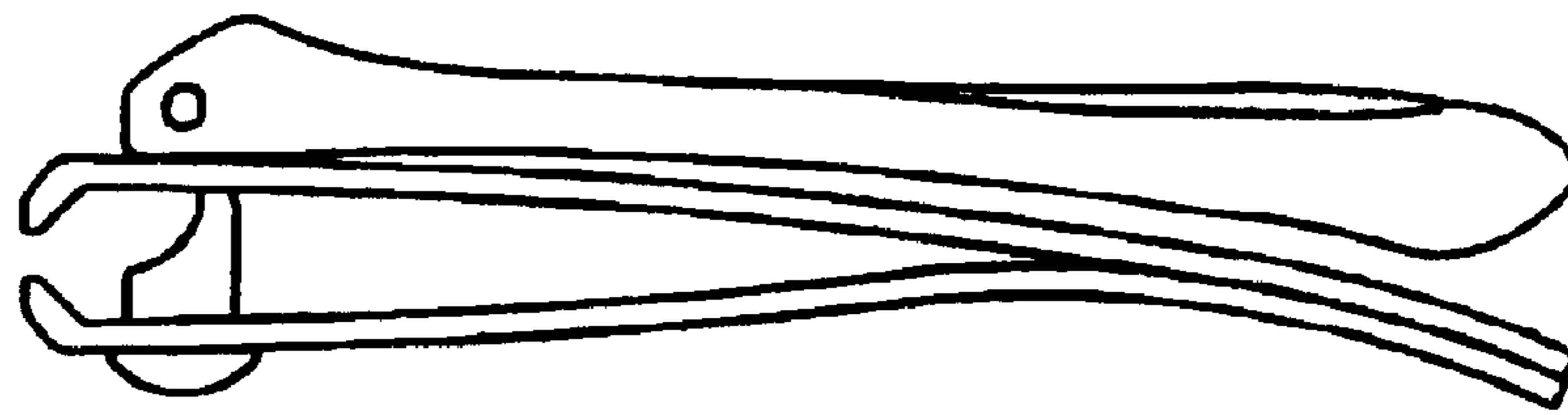


FIG. 3



FIG. 4




FIG. 5