



US00D516249S

(12) **United States Design Patent**  
**Merheje**

(10) **Patent No.:** **US D516,249 S**  
(45) **Date of Patent:** **\*\* Feb. 28, 2006**

(54) **DOUBLE LEVER NAIL CLIPPER**

D498,333 S \* 11/2004 Di Bitonto et al. .... D28/60  
D507,850 S \* 7/2005 Christianson ..... D28/59

(76) Inventor: **Michel Yamin Merheje**, Alameda  
Caiapos 262, Barueri, Sao Paulo (BR),  
06470-280

\* cited by examiner

(\*\*) Term: **14 Years**

*Primary Examiner*—Jennifer Rivard  
(74) *Attorney, Agent, or Firm*—Akerman Senterfitt;  
Michael C. Cesarano

(21) Appl. No.: **29/222,432**

(22) Filed: **Jan. 28, 2005**

(57) **CLAIM**

(30) **Foreign Application Priority Data**

I claim the ornamental design for a double lever nail clipper,  
as shown.

Aug. 4, 2004 (BR) ..... DI 6402634-5

(51) **LOC (8) Cl.** ..... **28-03**

**DESCRIPTION**

(52) **U.S. Cl.** ..... **D28/60**

(58) **Field of Classification Search** ..... D28/60;  
30/26-29; 132/75, 75.3, 75.4, 75.5, 75.6,  
132/76.2

FIG. 1 is a perspective view from the top, front and side of  
the double lever nail clipper.

See application file for complete search history.

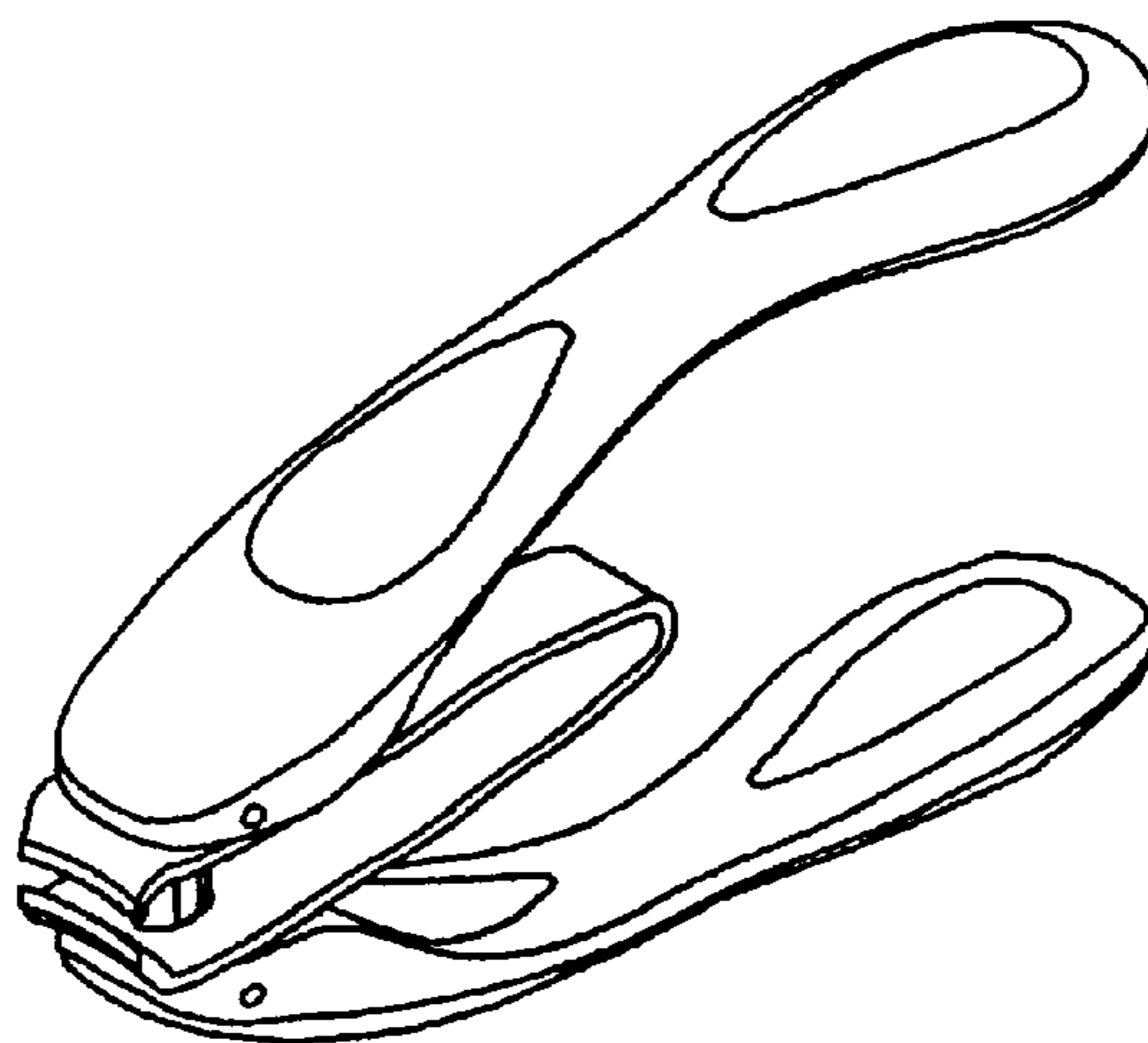
FIG. 2 is a plan view of the double lever nail clipper; and,  
FIG. 3 is a left side view of the double lever nail clipper.

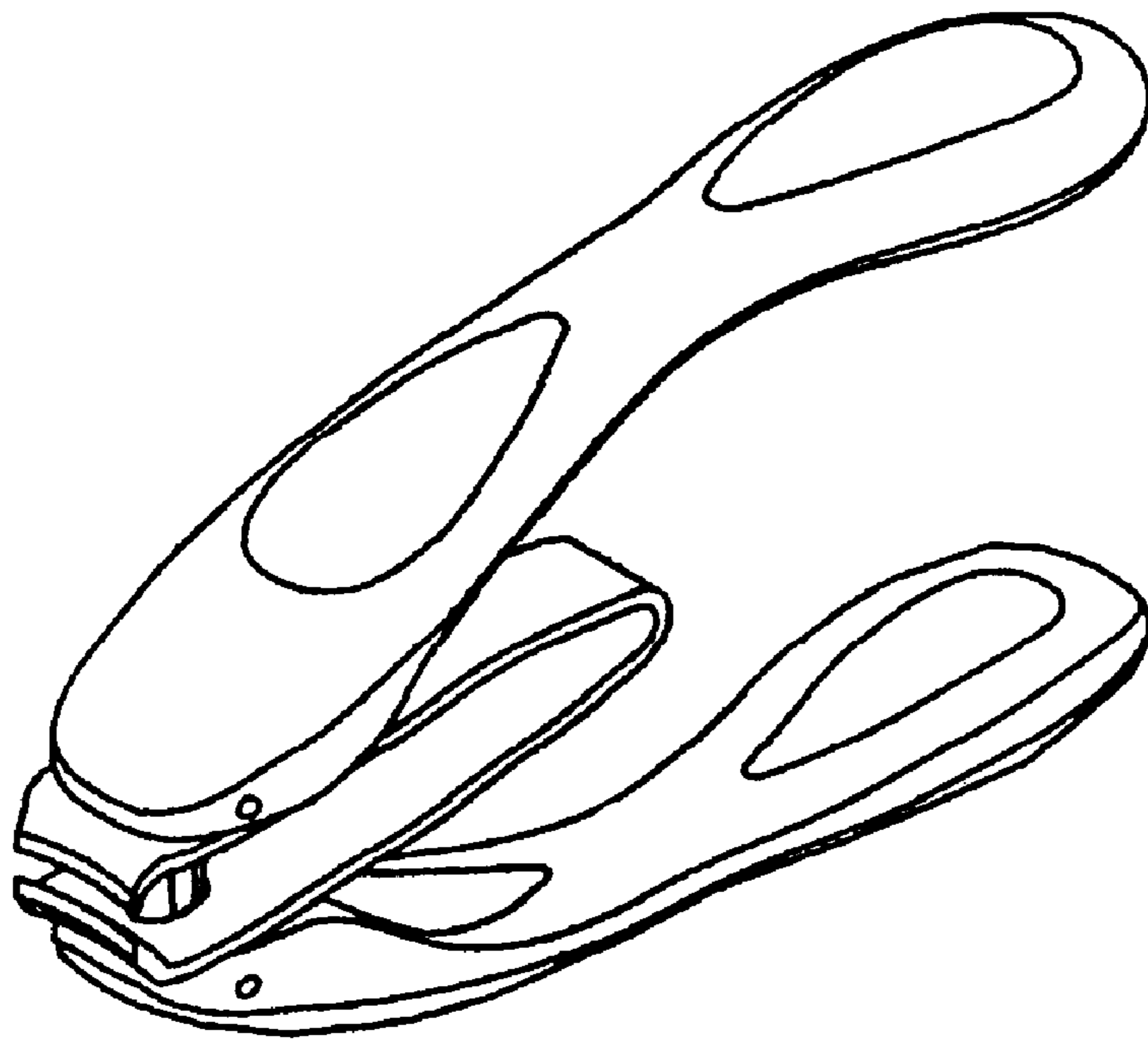
(56) **References Cited**

**U.S. PATENT DOCUMENTS**


6,173,497 B1 \* 1/2001 Domenge ..... 30/28

**1 Claim, 3 Drawing Sheets**

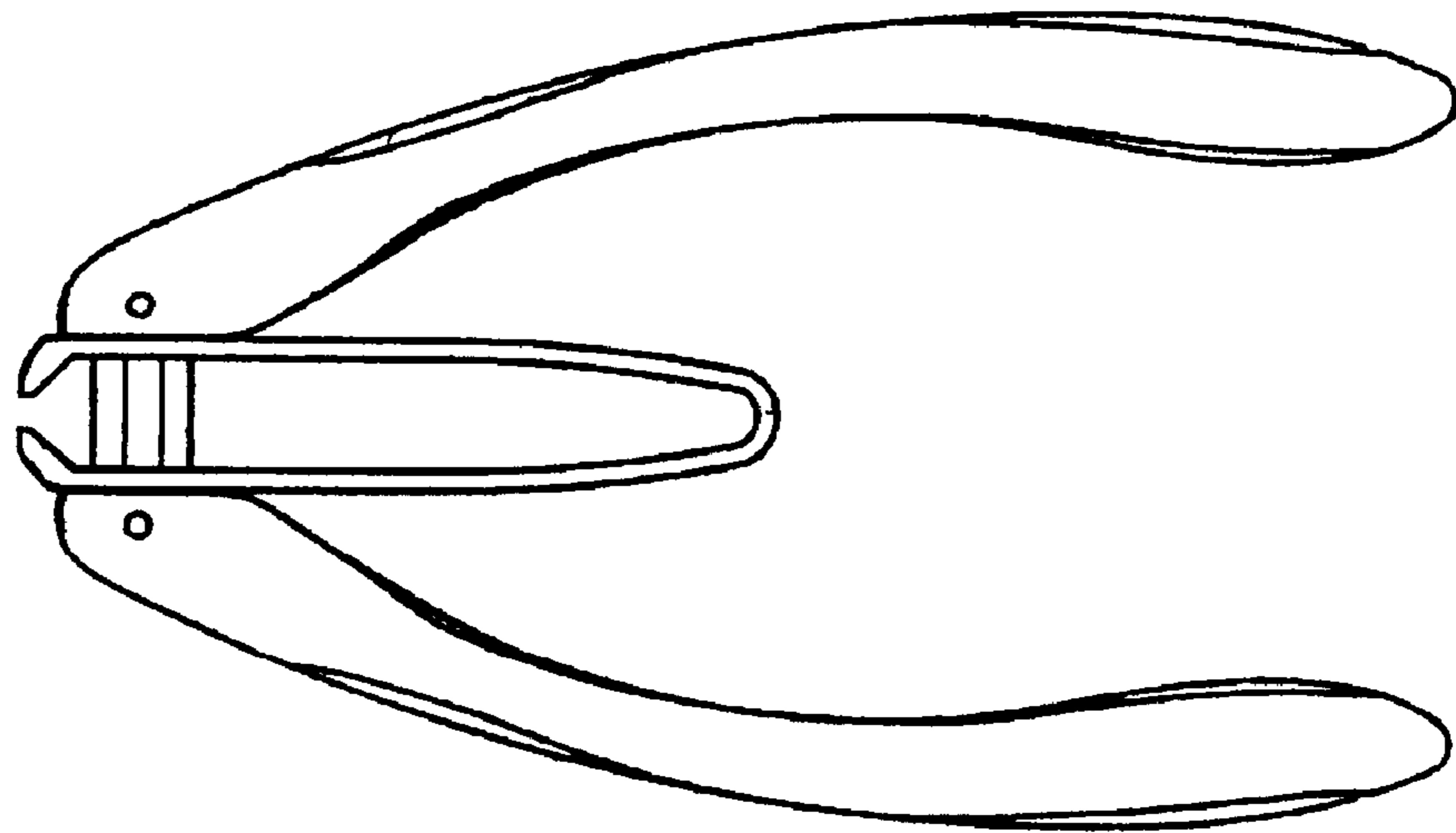




**FIG. 1**



*FIG. 2*



*FIG. 3*