



US00D516248S

(12) **United States Design Patent**  
**Lee**

(10) **Patent No.:** **US D516,248 S**

(45) **Date of Patent:** **\*\* Feb. 28, 2006**

(54) **NAIL FILE WITH INTEGRAL END STOPS**

(76) **Inventor:** **Susan Lee**, 939 Cherry St., Hammond,  
IN (US) 46324

(\*\*) **Term:** **14 Years**

(21) **Appl. No.:** **29/207,822**

(22) **Filed:** **Jun. 18, 2004**

(51) **LOC (8) Cl.** ..... **28-03**

(52) **U.S. Cl.** ..... **D28/59**

(58) **Field of Classification Search** ..... D28/56,  
D28/57, 58, 59; 132/73, 73.5, 75.3, 75.6,  
132/76.4, 76.5

See application file for complete search history.

(56) **References Cited**

**U.S. PATENT DOCUMENTS**

2,838,057 A \* 6/1958 Smith ..... 132/76.4  
D210,504 S \* 3/1968 Adams ..... D28/59

D244,485 S \* 5/1977 Bates ..... D28/59  
D378,444 S 3/1997 Atkinson ..... D28/59  
D418,251 S \* 12/1999 Steege ..... D28/59  
D468,864 S 1/2003 Rieser ..... D28/59

\* cited by examiner

*Primary Examiner*—Jennifer Rivard

(74) *Attorney, Agent, or Firm*—Thomas J. Schab

(57) **CLAIM**

The ornamental design for a nail file with integral end stops,  
as shown and described.

**DESCRIPTION**

FIG. 1 is a perspective view of a nail file with integral end  
stops showing the new design;

FIG. 2 is a top plan view thereof; and,

FIG. 3 is a left end elevational view thereof; the right end  
elevational view being a mirror image thereof.

**1 Claim, 1 Drawing Sheet**

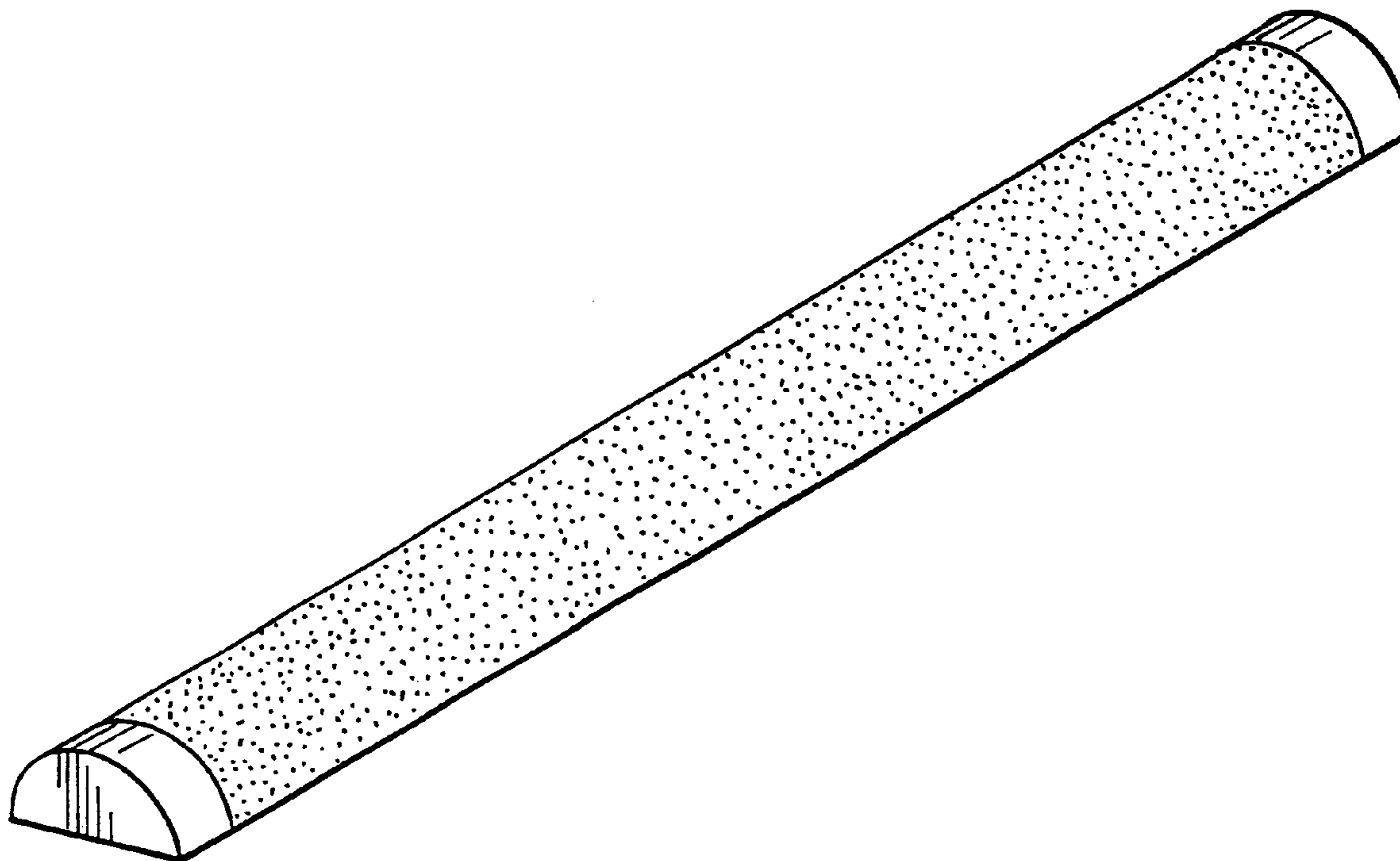


FIG.1

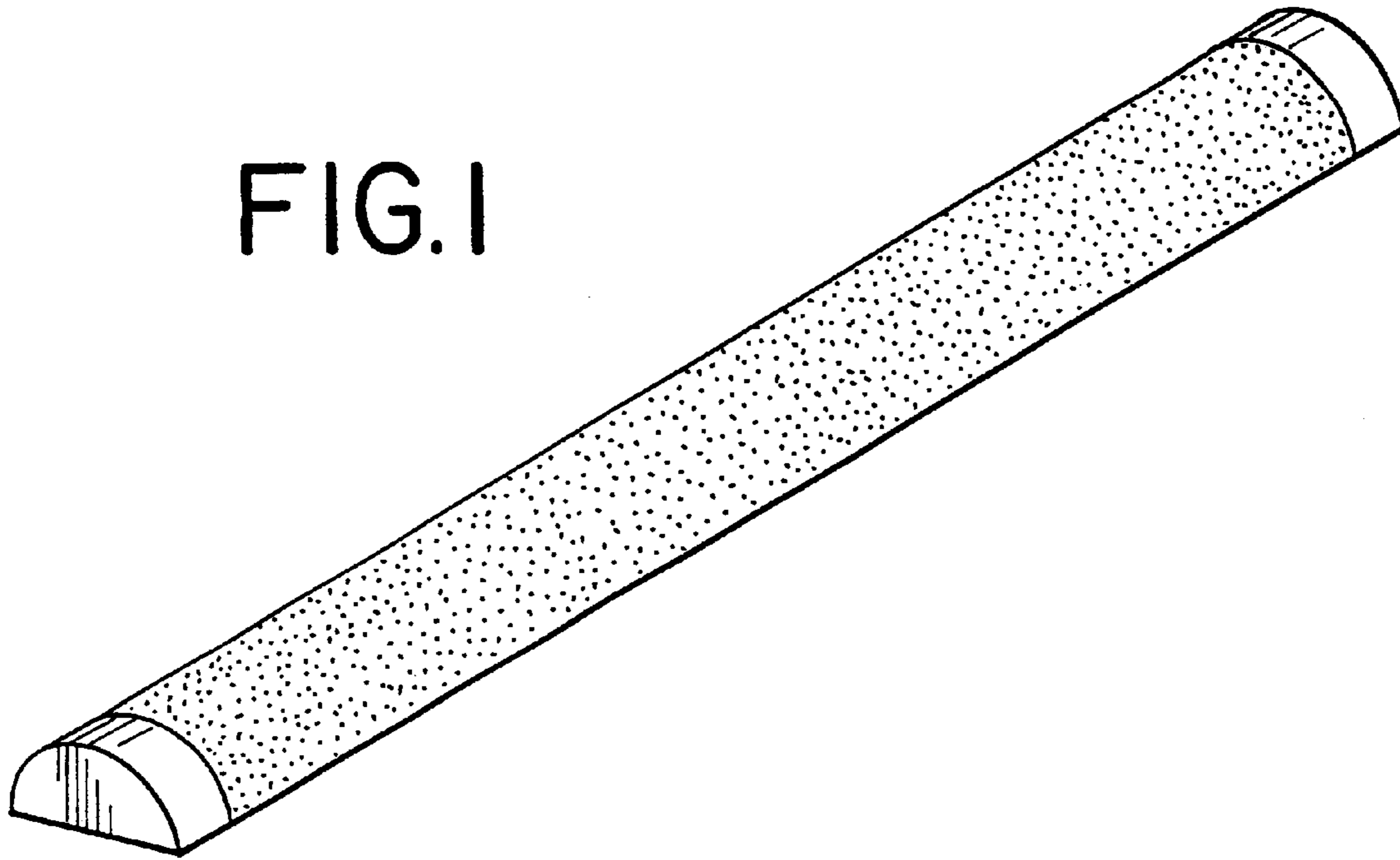


FIG.2

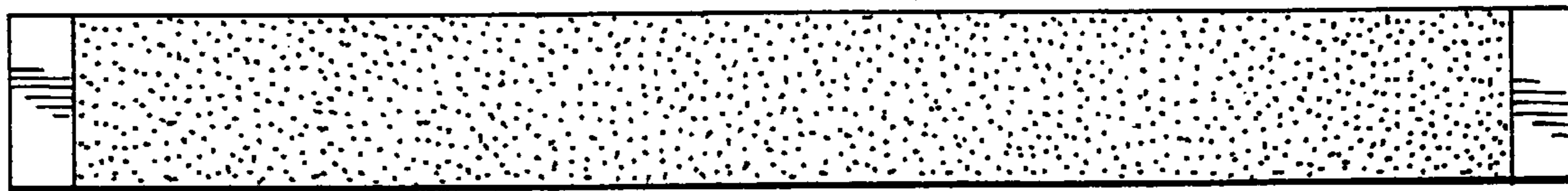


FIG.3

