



US00D516244S

(12) **United States Design Patent**  
**Efthimiadis et al.**

(10) **Patent No.:** **US D516,244 S**  
(45) **Date of Patent:** **\*\* Feb. 28, 2006**

(54) **SHAVER HANDLE**

(75) Inventors: **Dimitris Efthimiadis**, Athens (GR);  
**Spiros Gratsias**, Athens (GR); **Yiannis**  
**Marios Psimadas**, Vrillissia-Athens  
(GR)

(73) Assignee: **Societe BIC**, Clichy (FR)

(\*\*) Term: **14 Years**

(21) Appl. No.: **29/207,291**

(22) Filed: **Jun. 9, 2004**

(51) **LOC (8) Cl.** ..... **28-03**

(52) **U.S. Cl.** ..... **D28/48**

(58) **Field of Classification Search** ..... D28/44,  
D28/44.1, 45-48; 30/32, 34.05, 34.1, 34.2,  
30/47, 48, 50, 51, 57, 526, 527, 528, 532;  
D4/104

See application file for complete search history.

(56) **References Cited**

**U.S. PATENT DOCUMENTS**

375,773 A	1/1888	Rockwell
911,536 A	2/1909	Banke
D82,453 S	11/1930	Scully
2,118,498 A	5/1938	Drew
D138,834 S	9/1944	Anderson
2,370,815 A	3/1945	Ross
2,610,354 A	9/1952	Howell
D169,147 S	3/1953	Lamb
3,762,045 A	10/1973	Fitzpatrick, Jr.
D230,221 S	1/1974	Glaberson et al.
D230,222 S	1/1974	Glaberson et al.

3,971,094 A	7/1976	Solf et al.
D254,692 S	4/1980	Del Re
D260,944 S	9/1981	Gray
D275,532 S	9/1984	Solomon
5,027,511 A	7/1991	Miller
5,031,319 A	7/1991	Althaus et al.
5,365,881 A	11/1994	Sporn
D354,586 S	1/1995	Grange
D355,049 S	1/1995	Yasui
D368,163 S	3/1996	Overthun
5,740,586 A	4/1998	Gomas
5,784,790 A	7/1998	Carson, III et al.

(Continued)

*Primary Examiner*—Jennifer Rivard

(74) *Attorney, Agent, or Firm*—Jones Day

(57) **CLAIM**

The ornamental design for a shaver handle, as shown and described.

**DESCRIPTION**

FIG. 1 is a top, back perspective view of our new design for a shaver handle, the shaver head being shown in broken lines and thus not forming a part of the claimed design;

FIG. 2 is a back elevational view thereof;

FIG. 3 is a left side elevational view thereof;

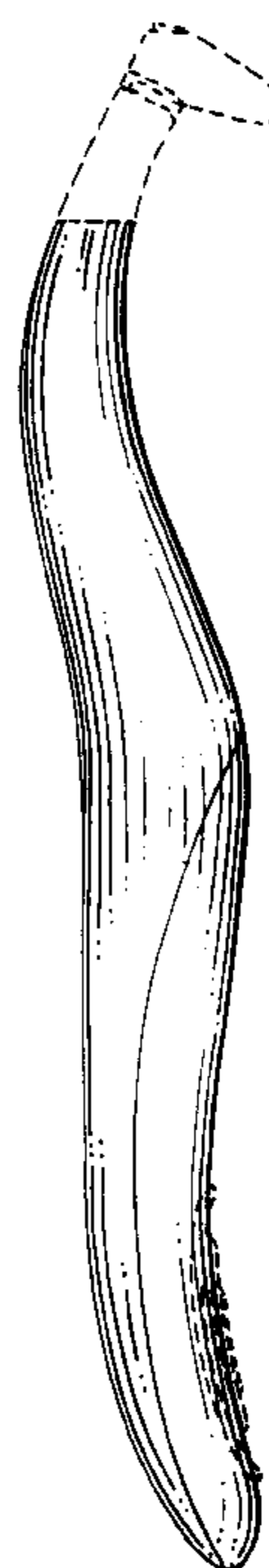
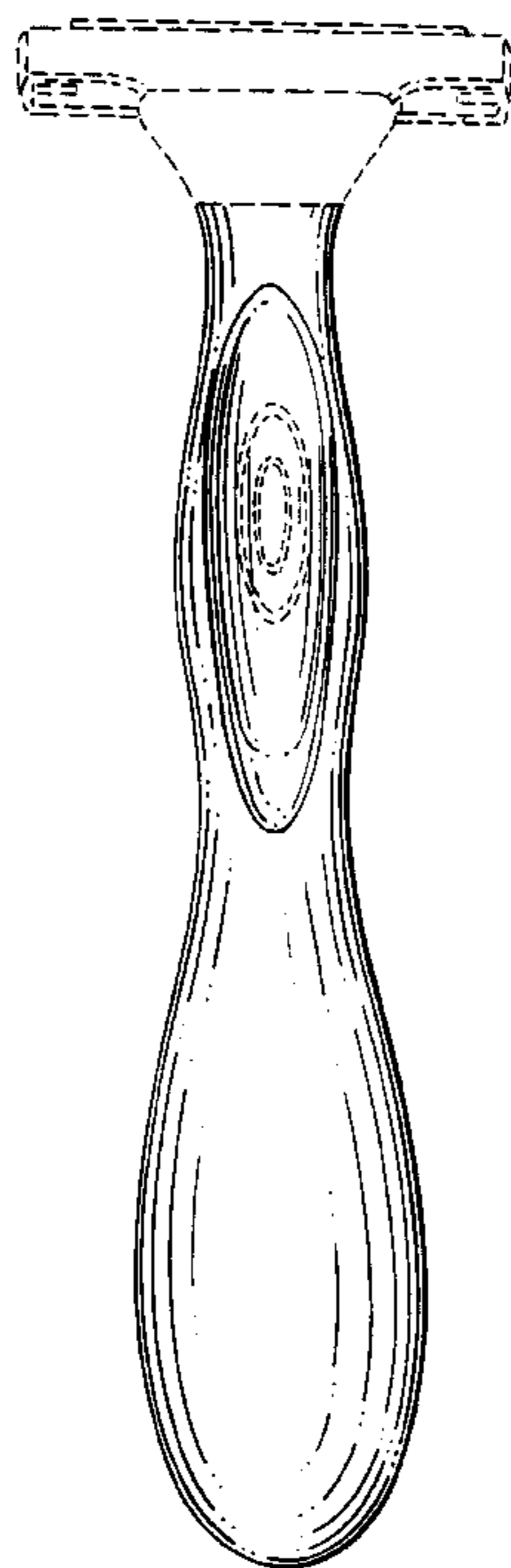
FIG. 4 is a top plan view thereof;

FIG. 5 is a bottom plan view thereof; and,

FIG. 6 is a front elevational view thereof.

The broken lines immediately adjacent the shaded areas represent the bounds of the claims. All other broken lines are for illustrative purposes only. None of the broken lines form a part of the claimed design.

**1 Claim, 3 Drawing Sheets**



# US D516,244 S

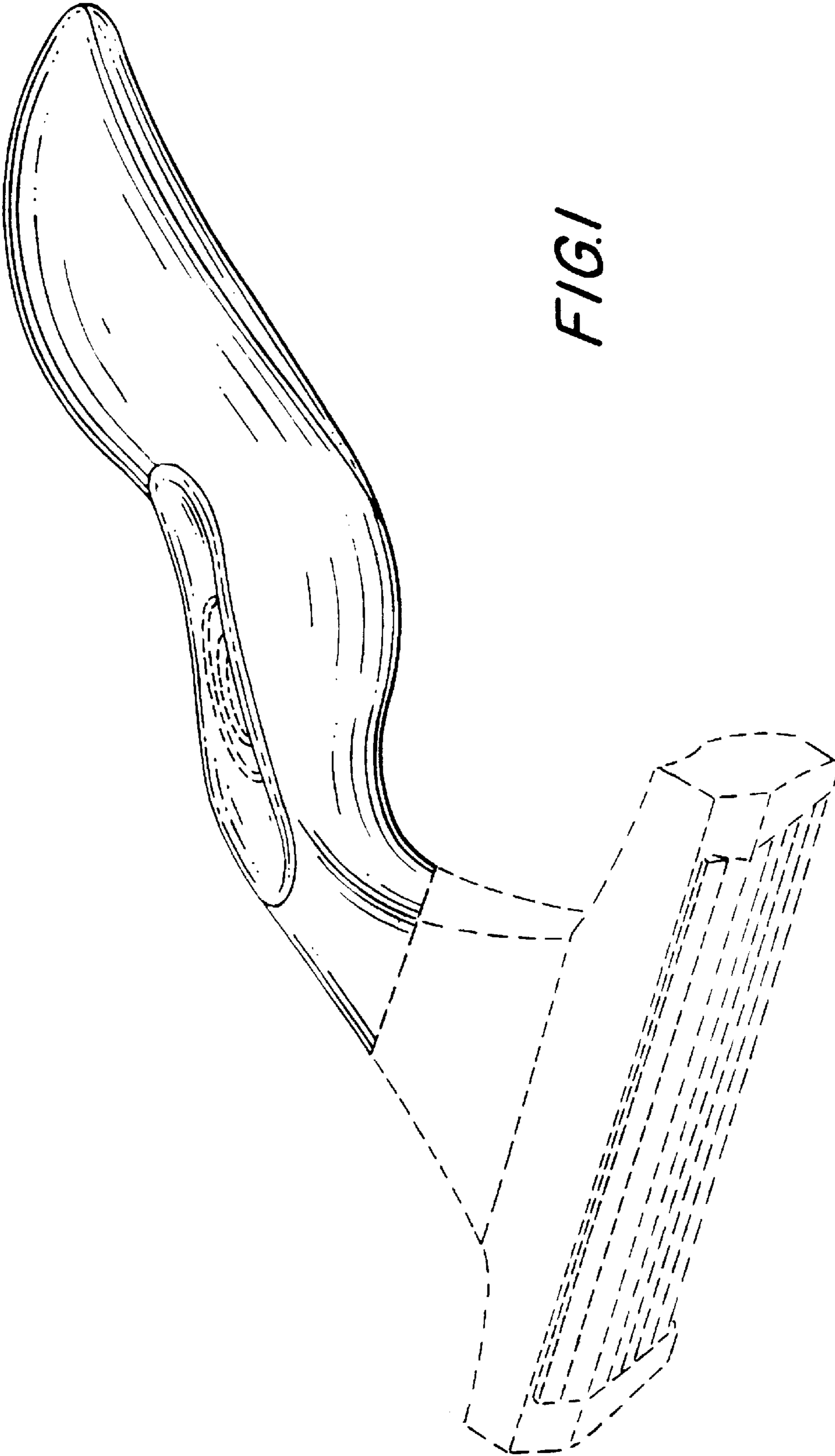
Page 2

---

## U.S. PATENT DOCUMENTS

D403,114 S	12/1998	Shurtleff	6,145,151 A	11/2000	Herron et al.	
D407,529 S	3/1999	May	D435,144 S	12/2000	Chenvainu et al.	
D407,851 S	4/1999	Shurtleff	D435,315 S	12/2000	Coffin et al.	
D408,101 S	4/1999	Shurtleff	D435,316 S	12/2000	Chenvainu et al.	
D414,897 S	10/1999	Prochaska	6,305,052 B1	10/2001	Sinclair	
D415,316 S	10/1999	Prochaska	6,308,416 B1	10/2001	Bosy et al.	
D415,317 S	10/1999	Alston	D451,642 S	12/2001	Wagstaff	
D416,108 S	11/1999	Shurtleff et al.	D453,396 S	2/2002	Grange	
D417,034 S	11/1999	Shurtleff	D454,413 S	3/2002	Shepperson	
D419,722 S	1/2000	Prochaska	D458,410 S	6/2002	Shepperson	
D421,155 S	2/2000	Grange	6,401,291 B1	6/2002	Lee	
D421,666 S	3/2000	Lyons et al.	D463,668 S	10/2002	Yoshimoto et al.	
D425,250 S	5/2000	Gray	D464,172 S	10/2002	Shepperson	
D425,251 S	5/2000	Gray	D478,687 S	* 8/2003	Provost .....	D28/48
6,065,188 A	5/2000	Wold et al.	D482,161 S	* 11/2003	Yamagishi et al. ....	D28/48
D427,437 S	7/2000	Vonarburg				

\* cited by examiner



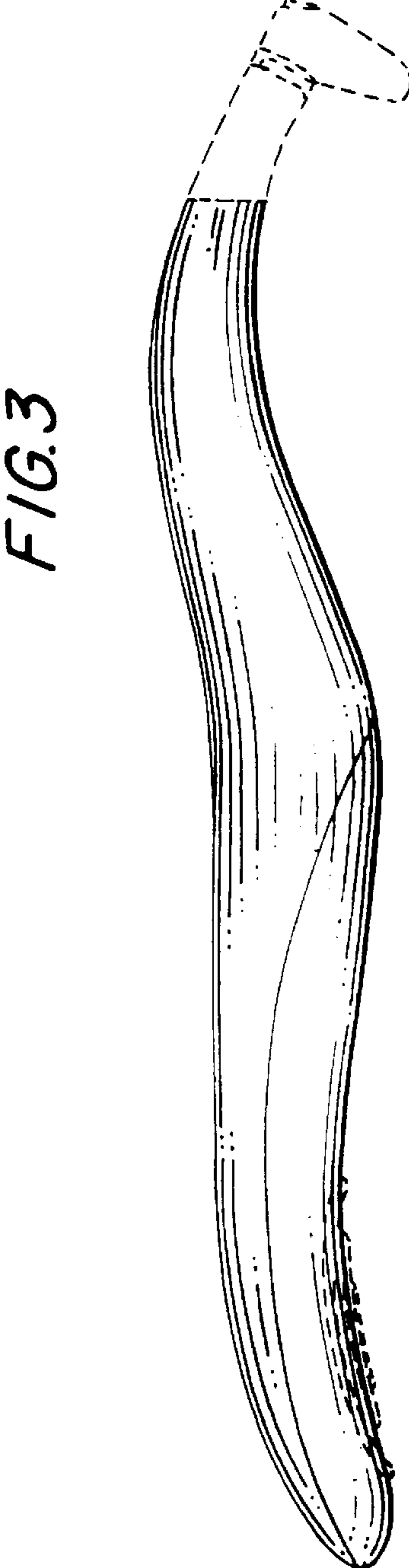
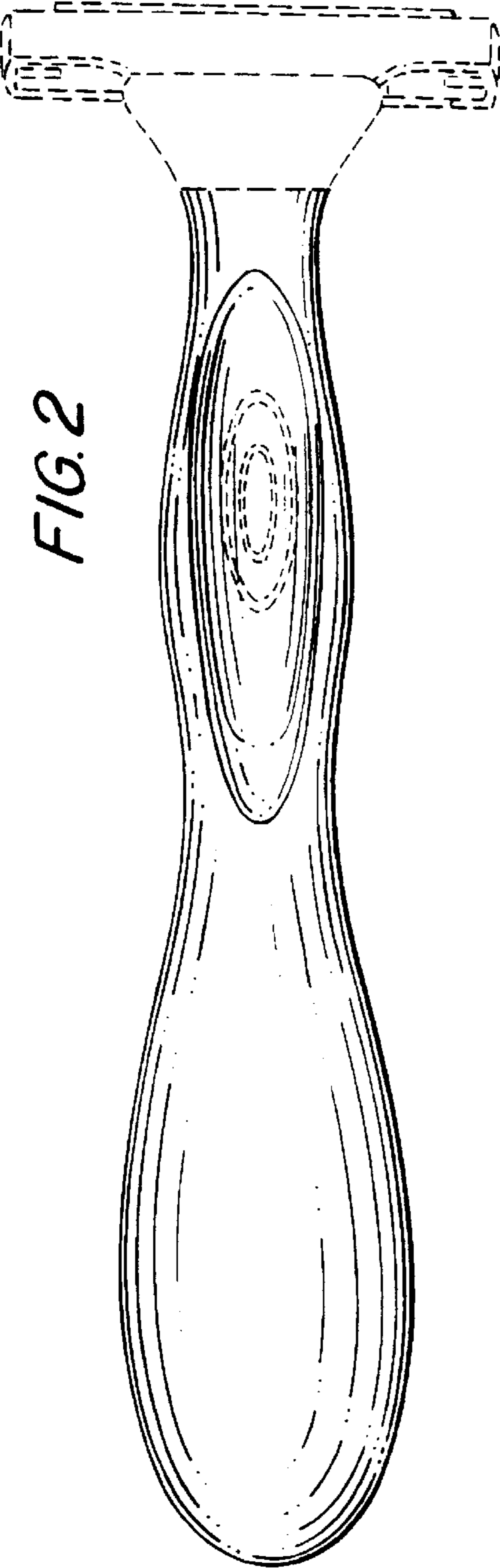


FIG. 4

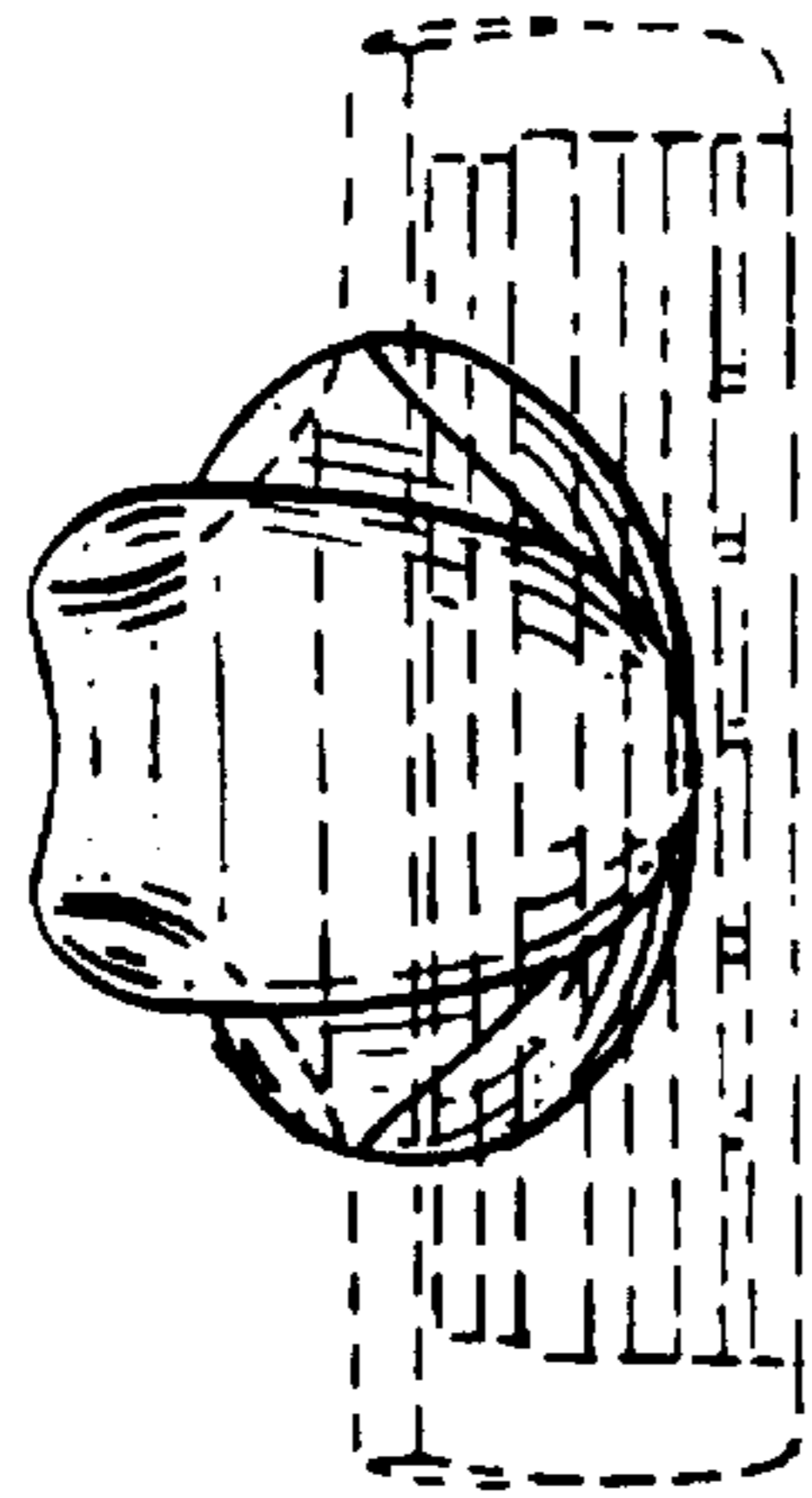


FIG. 5

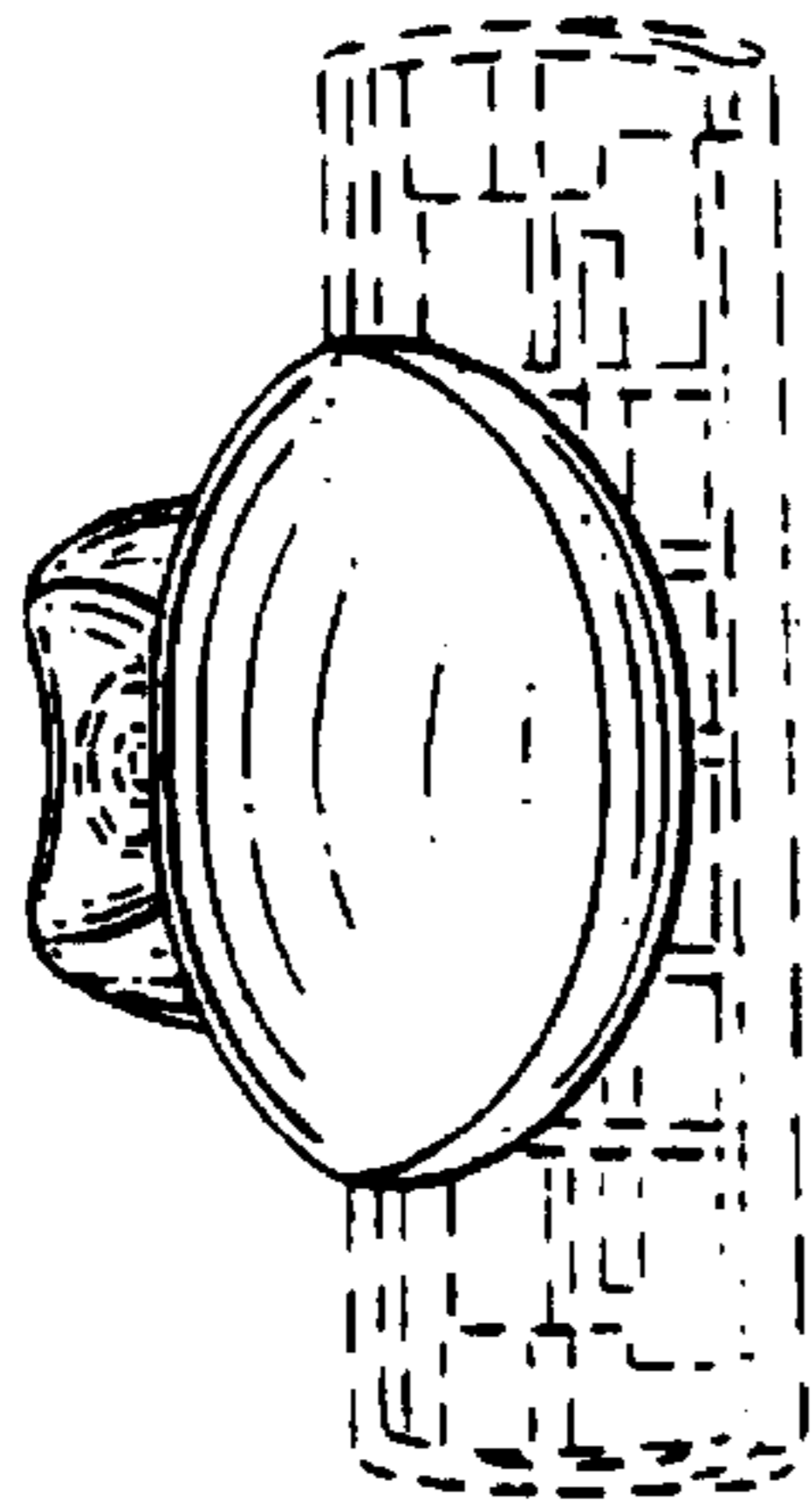


FIG. 6

