



US00D516241S

(12) **United States Design Patent**
Gaines et al.

(10) **Patent No.:** **US D516,241 S**
(45) **Date of Patent:** **** Feb. 28, 2006**

(54) **RETRACTABLE LIGHTER HOLDER WITH BELT CLIP**

(76) Inventors: **Scott B. Gaines**, 3680 Oak St., Jacksonville, FL (US) 32205; **Clay Tallon**, 3680 Oak St., Jacksonville, FL (US) 32205

(**) **Term:** **14 Years**

(21) **Appl. No.:** **29/206,458**

(22) **Filed:** **Jun. 1, 2004**

(51) **LOC (8) Cl.** **27-05**

(52) **U.S. Cl.** **D27/161; D3/215**

(58) **Field of Classification Search** D27/161, D27/172; D3/207-210, 215; 431/253; 206/85-89
See application file for complete search history.

(56) **References Cited**

U.S. PATENT DOCUMENTS

2,737,036 A	3/1956	Simpson	
4,082,496 A	4/1978	Johnson	
4,363,432 A	12/1982	Warthen	
4,898,532 A *	2/1990	Bercik	431/253
D307,061 S	4/1990	Nitta	
4,927,354 A	5/1990	Sanford	

D324,955 S	3/1992	Coffey et al.	
D402,401 S *	12/1998	Duke	D27/161
D465,645 S *	11/2002	Lombardo et al.	D3/215
D471,316 S *	3/2003	Budde	D27/161
6,641,390 B1 *	11/2003	Genuise	431/253
D485,981 S *	2/2004	Romero	D3/215

* cited by examiner

Primary Examiner—Jennifer Rivard

(74) *Attorney, Agent, or Firm*—Donald R. Schoonover

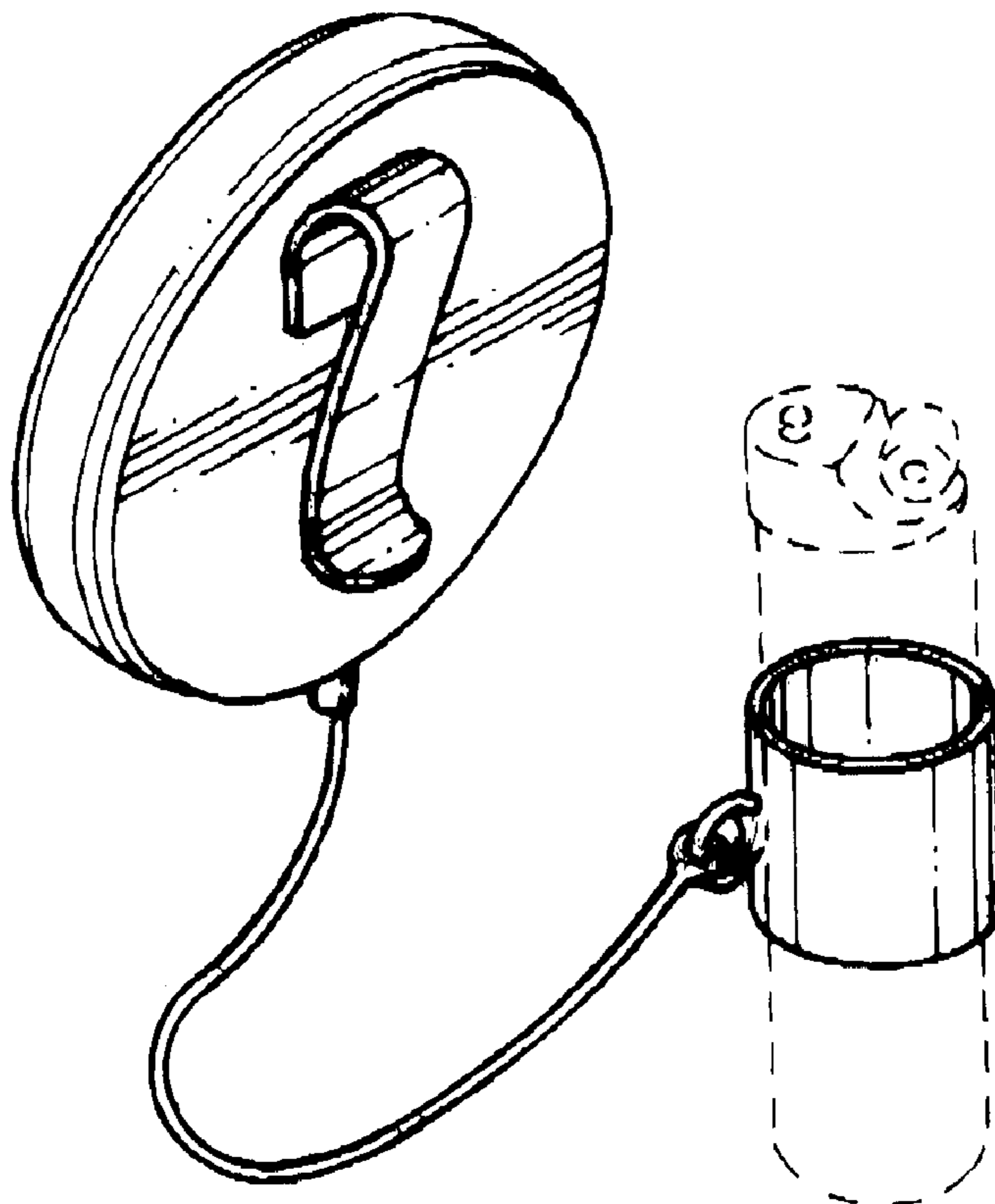
(57) **CLAIM**

We claim the ornamental design for a retractable lighter holder with belt clip, as shown and described.

DESCRIPTION

FIG. 1 is a perspective view of a retractable lighter holder with belt clip showing our new design; the broken lines depict environmental structure for illustrative purposes only and form no part of the claimed design; FIG. 2 is a rear elevational view thereof; FIG. 3 is a front elevational view thereof; FIG. 4 is a side elevational view thereof, the elevational view of the opposing side being a mirror image thereof; FIG. 5 is a top plan view thereof; and, FIG. 6 is a bottom plan view thereof.

1 Claim, 3 Drawing Sheets



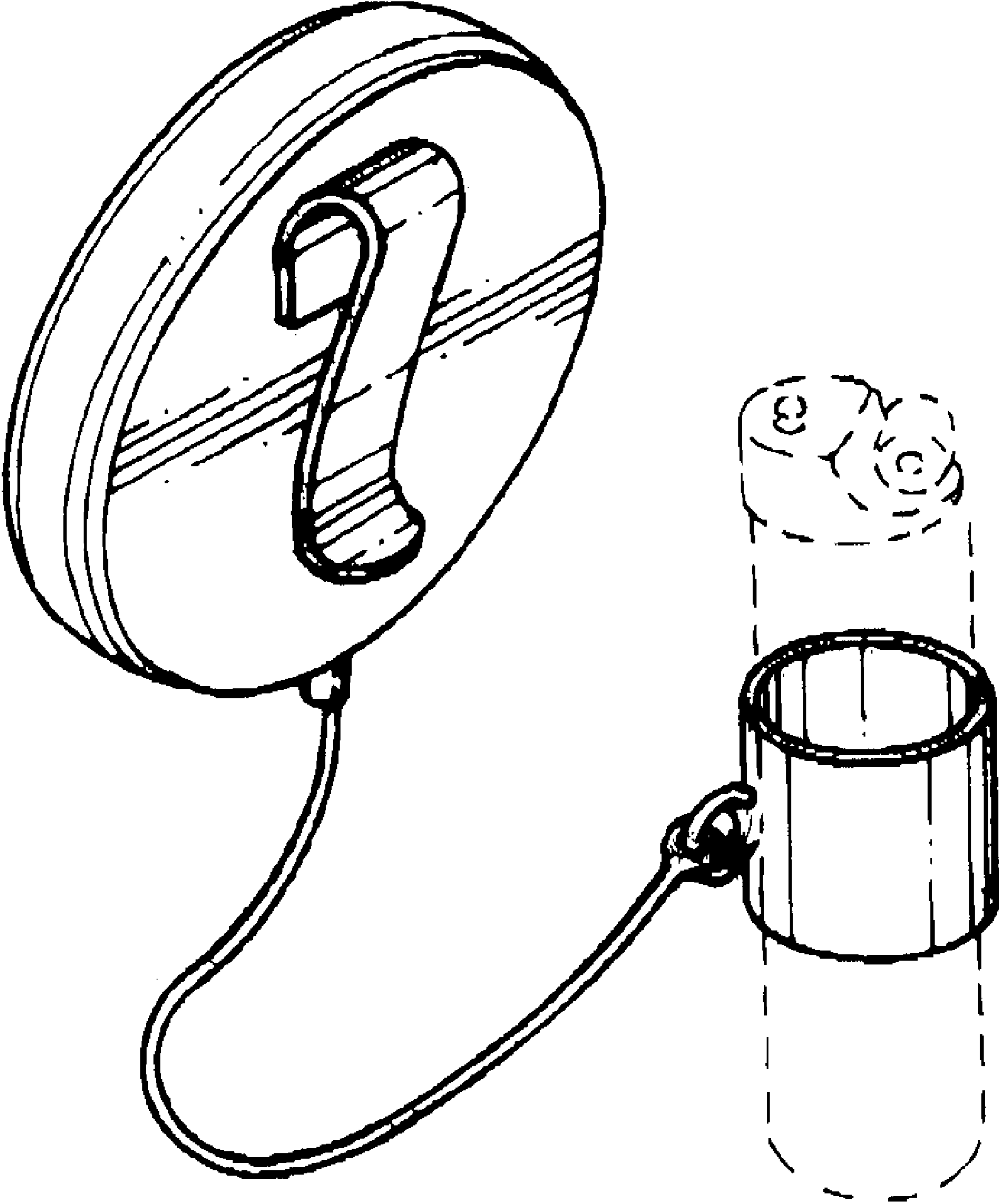


FIG. 1.

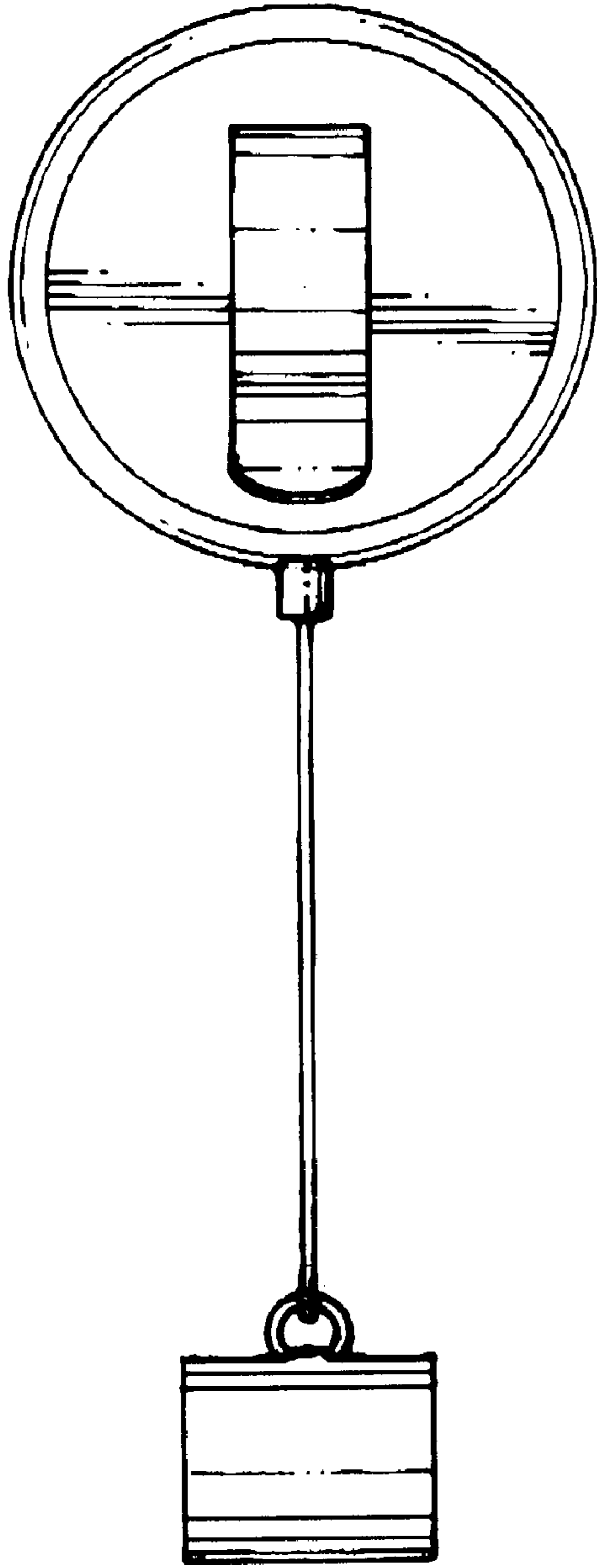


FIG. 2.

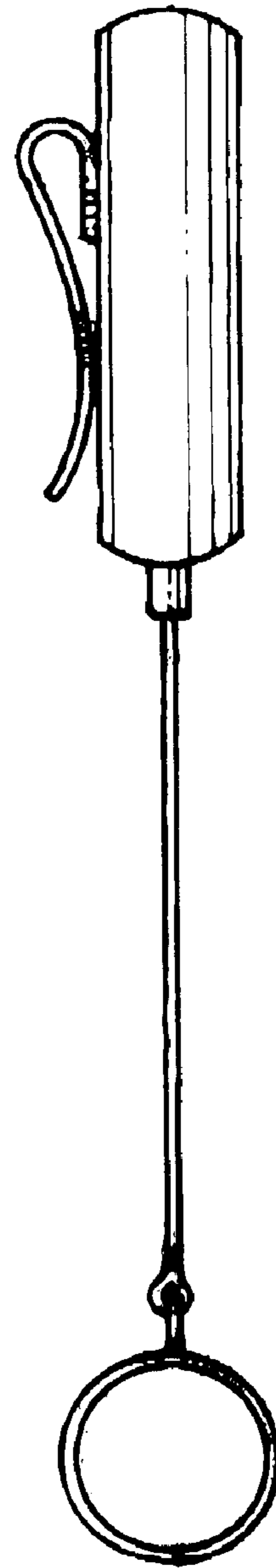


FIG. 4.

