

US00D516230S

(12) **United States Design Patent** (10) **Patent No.:** **US D516,230 S**  
**Vakil** (45) **Date of Patent:** **\*\* Feb. 28, 2006**

(54) **LIGHT BULB**

D498,311 S \* 11/2004 Leung et al. .... D26/3  
D498,547 S \* 11/2004 Leung et al. .... D26/3

(75) Inventor: **Usman Vakil**, Walnut, CA (US)

\* cited by examiner

(73) Assignee: **Lights of America, Inc.**, Walnut, CA (US)

*Primary Examiner*—Marcus A. Jackson

(74) *Attorney, Agent, or Firm*—Bergman Kuta LLP

(\*\*) Term: **14 Years**

(57) **CLAIM**

(21) Appl. No.: **29/189,366**

The ornamental design for a light bulb, as shown and described.

(22) Filed: **Sep. 2, 2003**

(51) **LOC (8) Cl.** ..... **26-04**

(52) **U.S. Cl.** ..... **D26/3**

(58) **Field of Classification Search** ..... D26/1-4;  
313/313, 315, 317, 318, 493; 315/52, 53,  
315/56, 57, 58, 324

See application file for complete search history.

### DESCRIPTION

FIG. 1 is a upper- front prospective view of the light bulb.  
FIG. 2 is a front or rear view of the light bulb of FIG. 1, with the broken line showing for illustrative purposes only and forming no part of the claimed design;

FIG. 3 is a top view of the light bulb of FIG. 1.

FIG. 4 is a bottom view of the light bulb of FIG. 1; and,

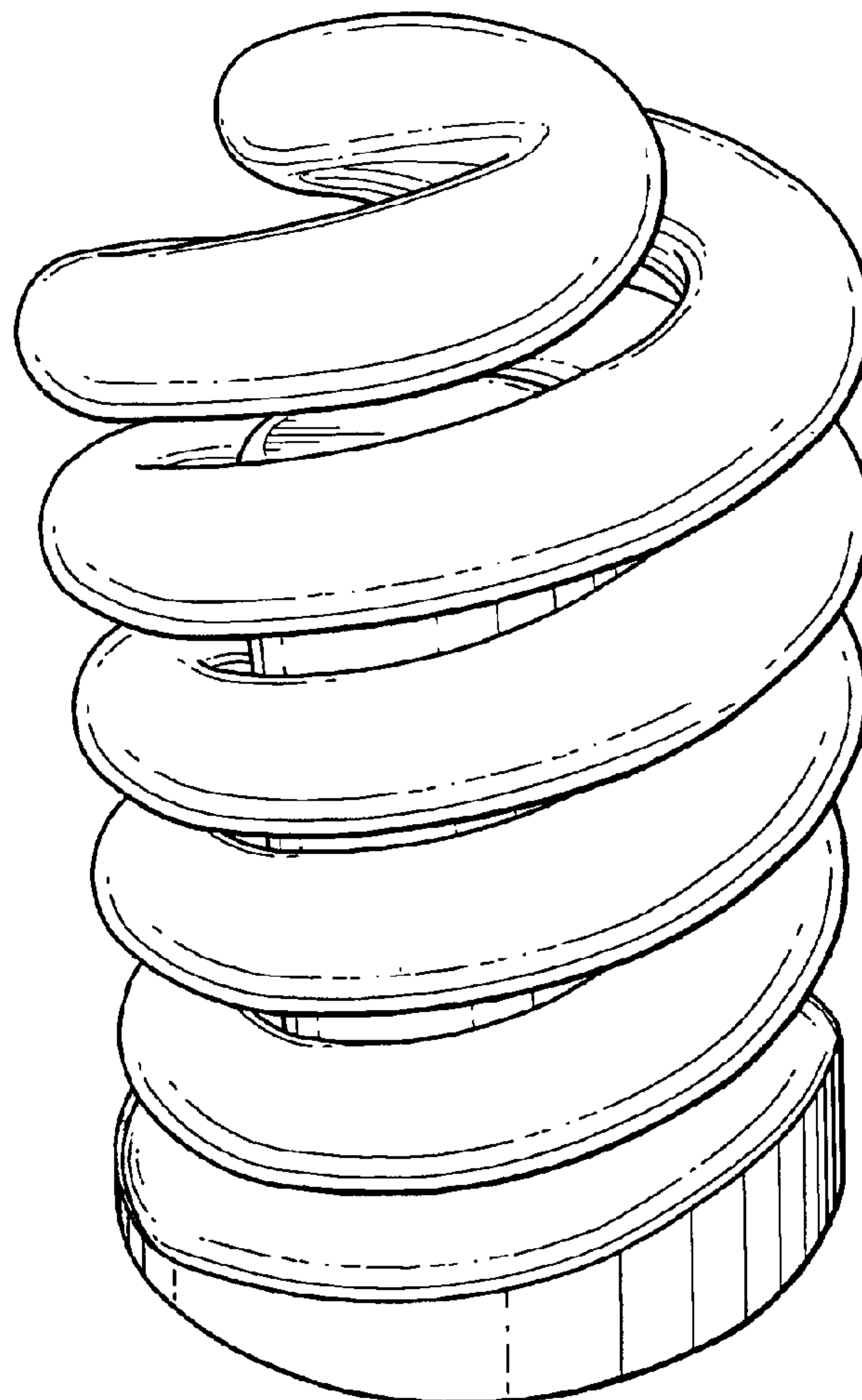
FIG. 5 is a side view of the light bulb of FIG. 1.

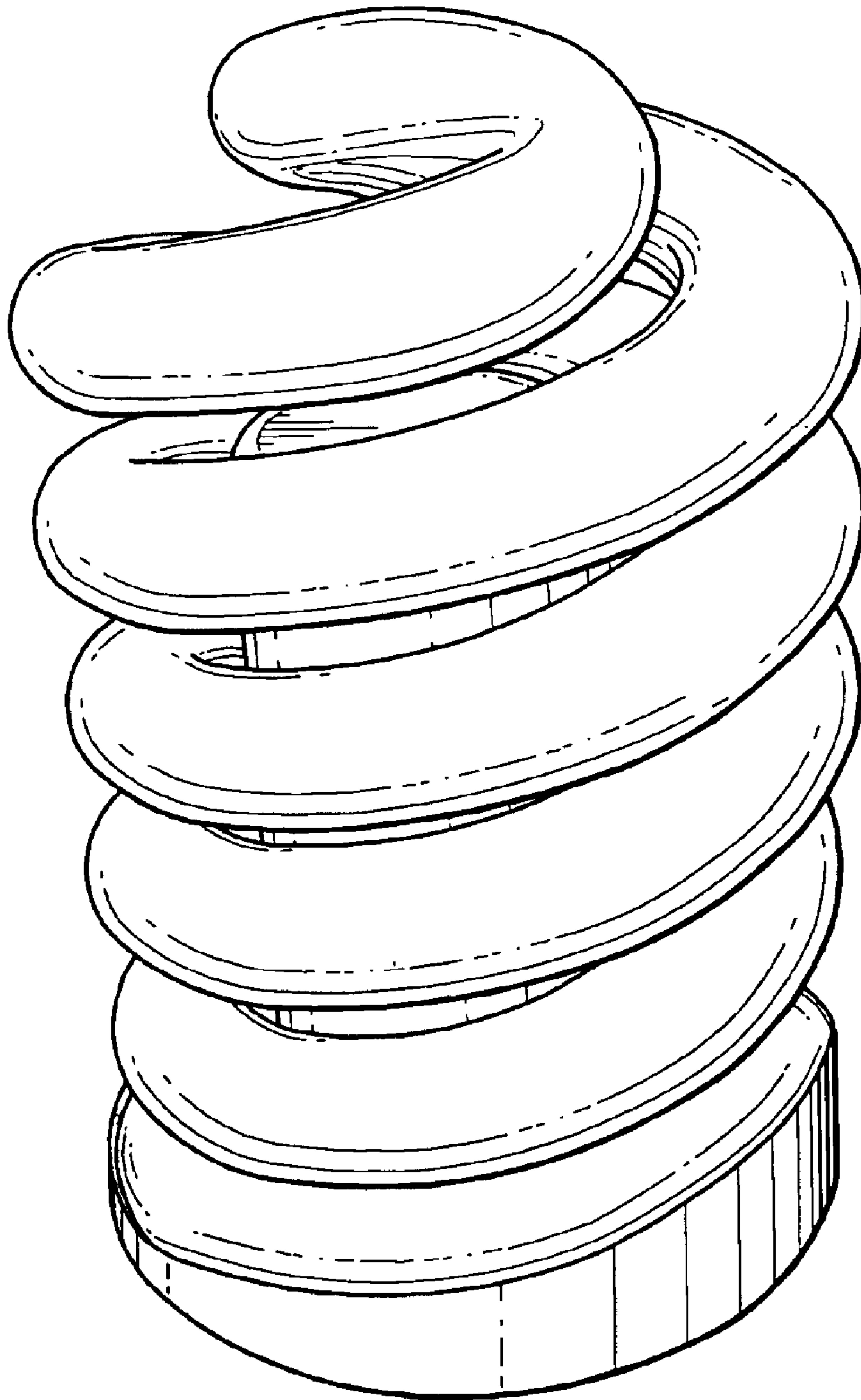
(56) **References Cited**

### U.S. PATENT DOCUMENTS

D493,546 S \* 7/2004 Kim ..... D26/3

**1 Claim, 2 Drawing Sheets**





*FIG. 1*

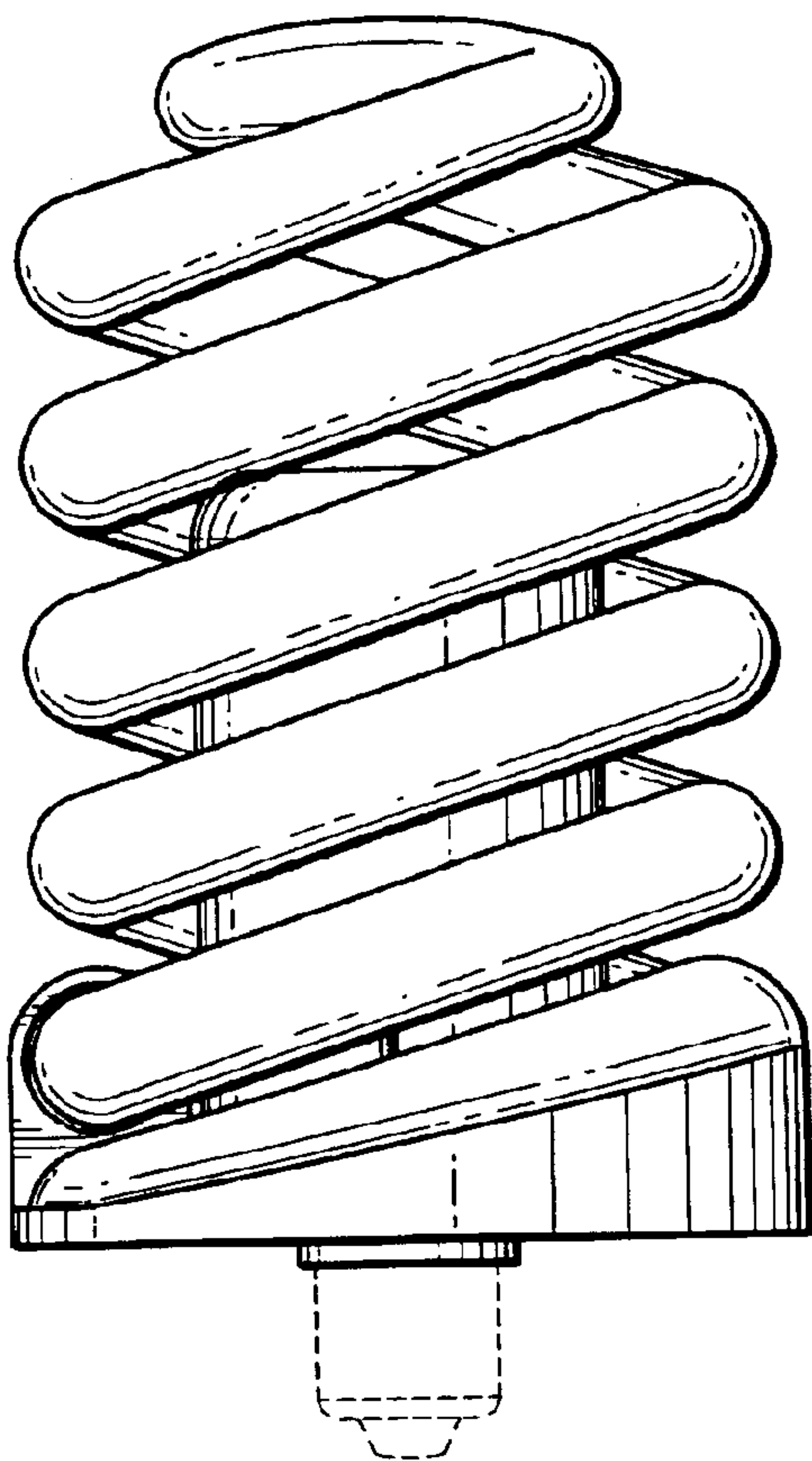


FIG. 2




FIG. 5




FIG. 3

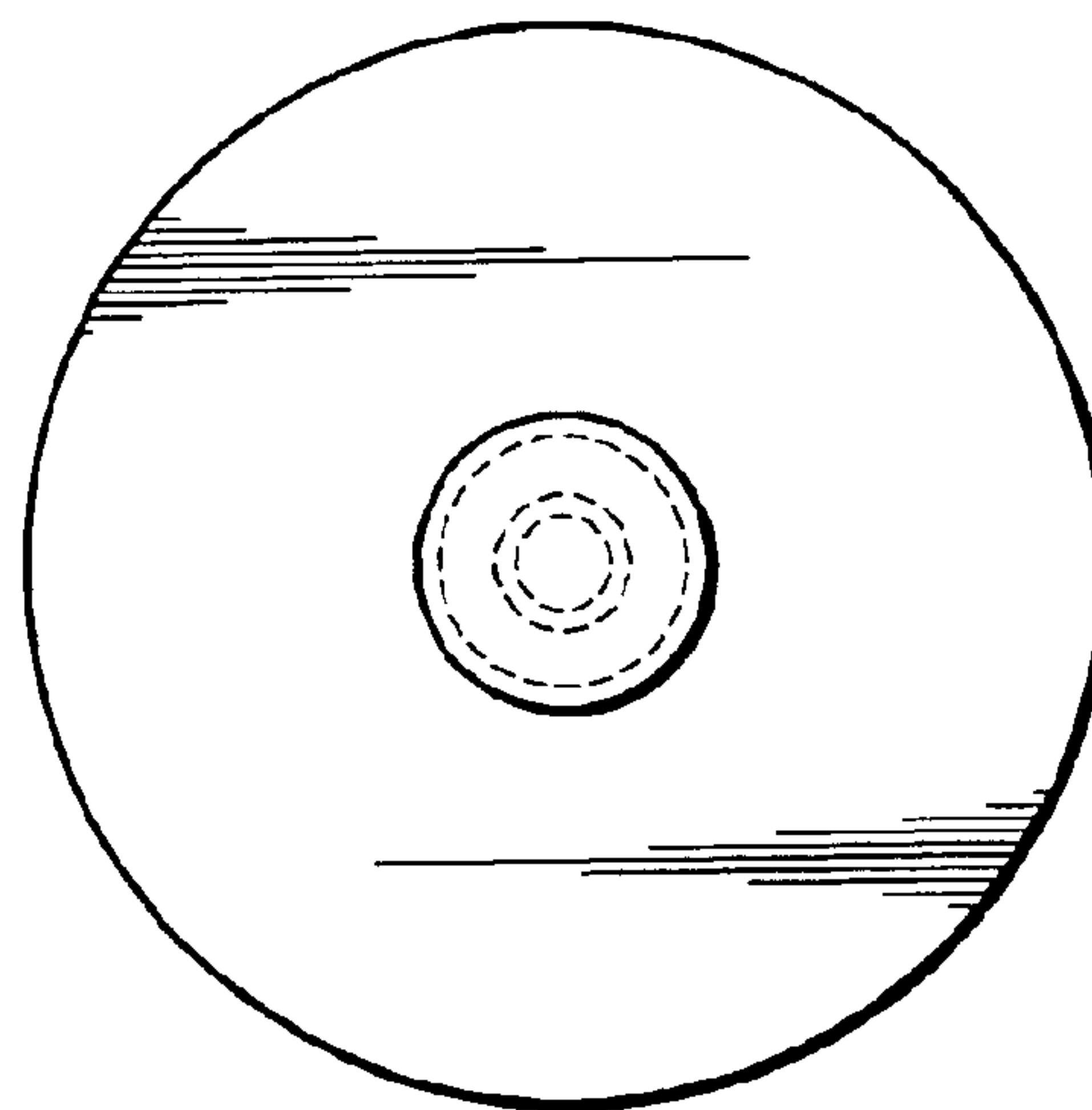


FIG. 4