



US00D516205S

(12) **United States Design Patent**
Pickett

(10) **Patent No.:** **US D516,205 S**

(45) **Date of Patent:** **** Feb. 28, 2006**

(54) **FAN BLADE**

(76) **Inventor:** **Mark Pickett**, 1419 E. Palm St.,
Altadena, CA (US) 91001

(**) **Term:** **14 Years**

(21) **Appl. No.:** **29/220,965**

(22) **Filed:** **Jan. 7, 2005**

(51) **LOC (8) Cl.** **23-04**

(52) **U.S. Cl.** **D23/413**

(58) **Field of Classification Search** **D23/377,**
D23/379, 385, 411, 413; 416/5

See application file for complete search history.

(56) **References Cited**

U.S. PATENT DOCUMENTS

D329,285 S * 9/1992 Taylor, III D23/413

D433,119 S * 10/2000 Frampton D23/413

* cited by examiner

Primary Examiner—Lisa Lichtenstein

(74) *Attorney, Agent, or Firm*—Parsons & Goltry; Michael
W. Goltry; Robert A. Parsons

(57) **CLAIM**

The ornamental design for a fan blade, as shown and
described.

DESCRIPTION

FIG. 1 is a bottom perspective view of a fan blade showing
my new design;

FIG. 2 is bottom plan view thereof;

FIG. 3 is a front elevational view thereof;

FIG. 4 is a left side elevational view thereof;

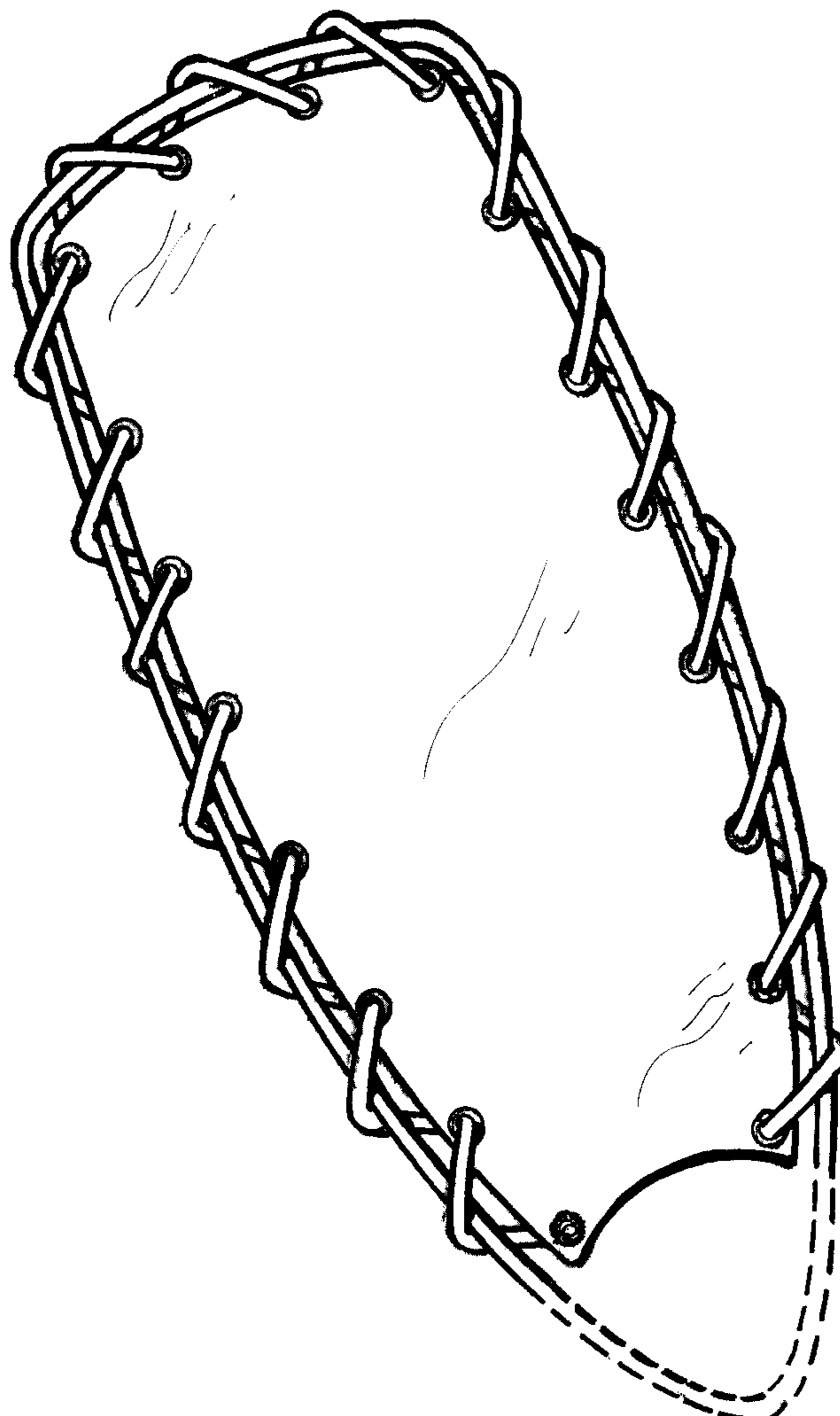
FIG. 5 is a top plan view thereof; and

FIG. 6 is a right side elevational view thereof; and,

FIG. 7 is a rear elevational view thereof.

The broken lines in FIGS. 1, 2, 4, 5, 6, and 7 show
environmental features, which are for illustrative purposes
only and form no part of the claimed design.

1 Claim, 2 Drawing Sheets



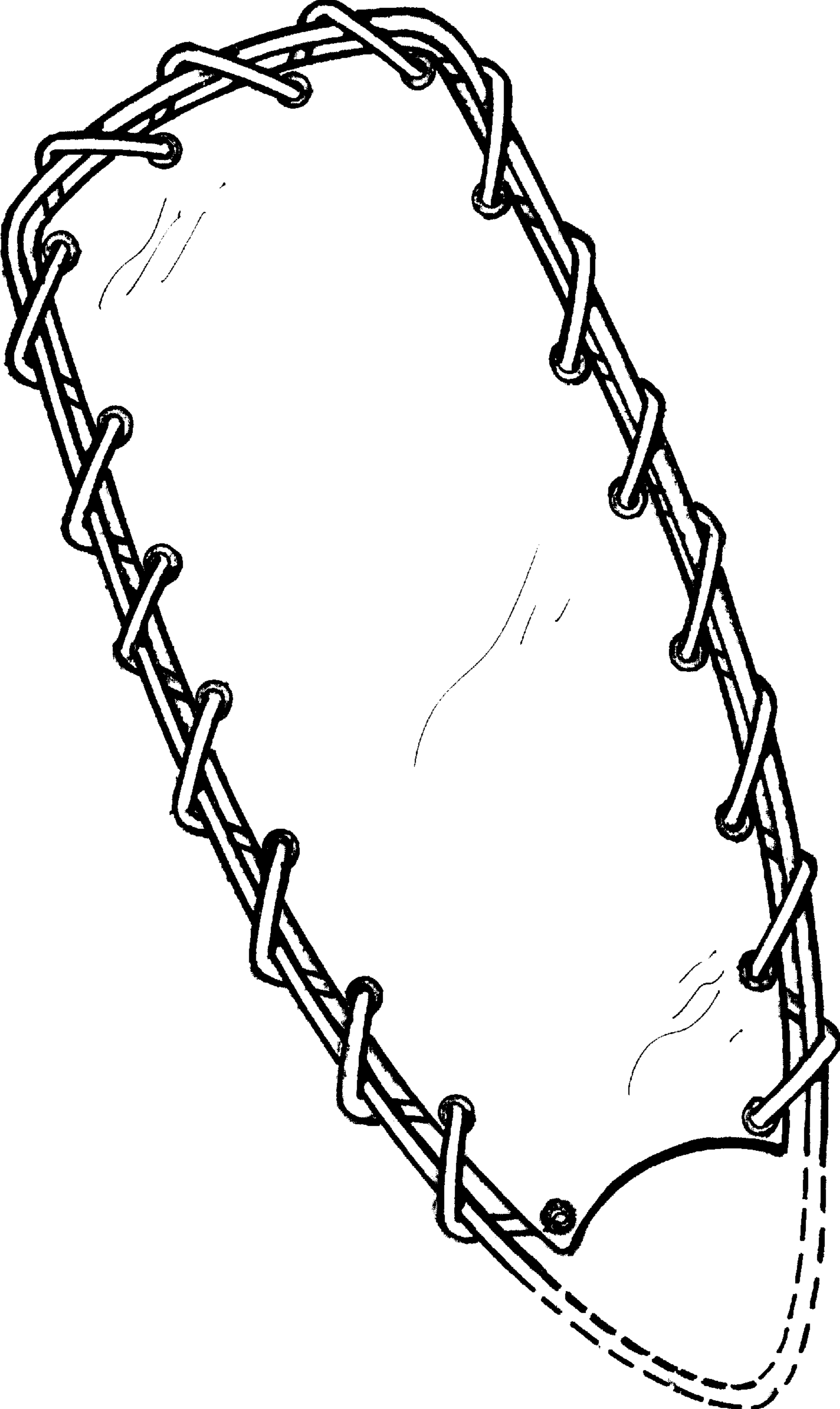


FIGURE 1

FIGURE 3



FIGURE 2




FIGURE 5




FIGURE 6



FIGURE 7



FIGURE 4

