



US00D516189S

(12) **United States Design Patent**
Grohe

(10) **Patent No.:** **US D516,189 S**

(45) **Date of Patent:** **** Feb. 28, 2006**

(54) **SHOWER WALLBAR**

D498,294 S * 11/2004 Dusat D23/304

(75) Inventor: **Klaus Grohe**, Schiltach (DE)

* cited by examiner

(73) Assignee: **Hansgrohe AG** (DE)

Primary Examiner—Robert A. Delehanty

(**) Term: **14 Years**

(74) *Attorney, Agent, or Firm*—Lloyd D. Doigan; Kwadjo Adusei-Poku

(21) Appl. No.: **29/209,202**

(57) **CLAIM**

(22) Filed: **Jul. 12, 2004**

The ornamental design for a shower wallbar, as shown and described.

(30) **Foreign Application Priority Data**

Jan. 14, 2004 (EP) 125026-0001

DESCRIPTION

(51) **LOC (8) Cl.** **23-02**

FIG. 1 is a front perspective view of a shower wallbar showing my new design;

(52) **U.S. Cl.** **D23/304**

FIG. 2 is a rear perspective view thereof;

(58) **Field of Classification Search** D23/270–271,

FIG. 3 is a left side elevational view thereof;

D23/275, 283, 303–304, 213, 266, 228–229;

FIG. 4 is a right side elevational view thereof;

4/546, 552, 605, 596–597, 615, 617, 601;

FIG. 5 is a rear elevational view thereof;

D8/354–356, 373; 248/229.1

FIG. 6 is a front elevational view thereof;

See application file for complete search history.

FIG. 7 is a top plan view thereof; and,

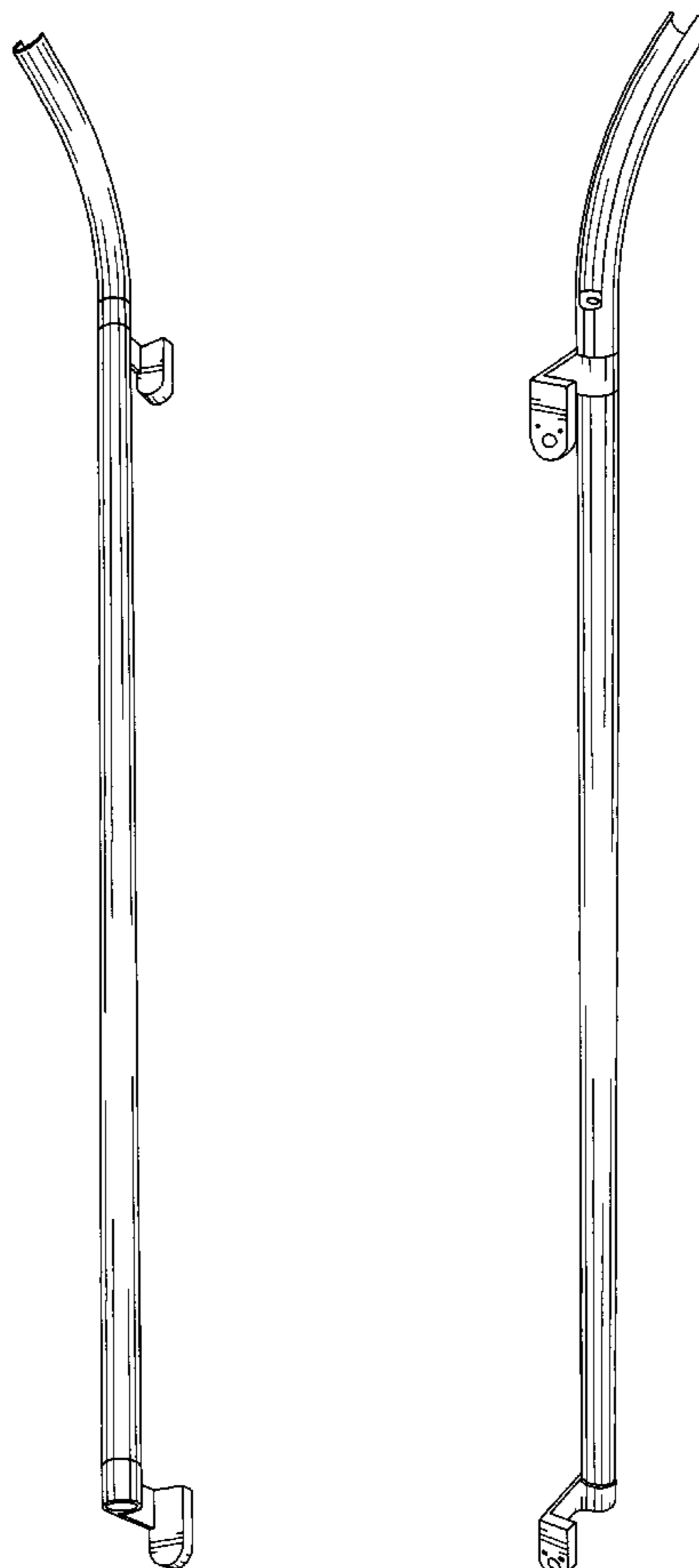
FIG. 8 is a bottom plan view thereof.

(56) **References Cited**

U.S. PATENT DOCUMENTS

1 Claim, 4 Drawing Sheets

D456,496 S * 4/2002 Warshawsky D23/283



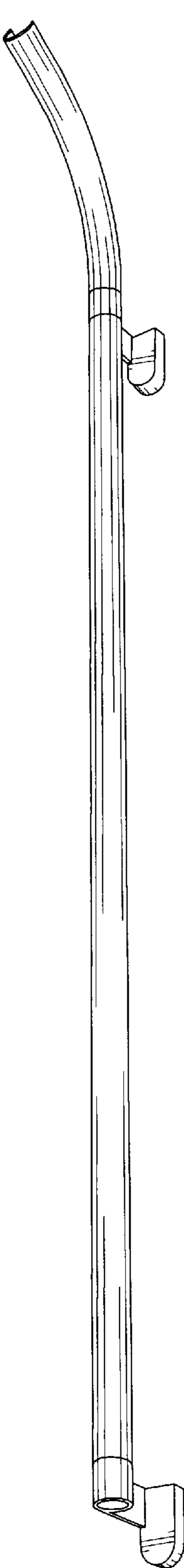


FIG - 1

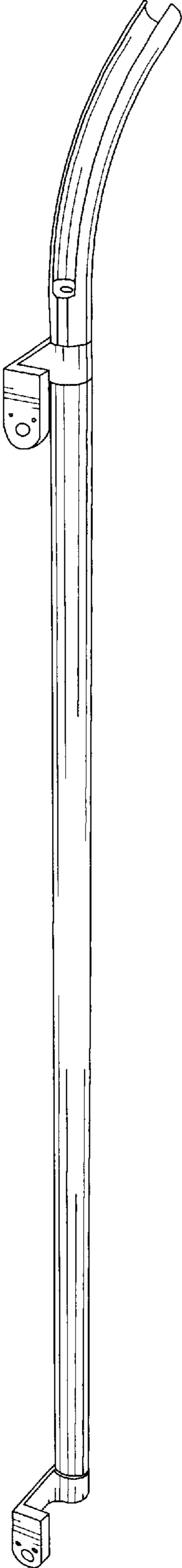


FIG - 2

FIG - 3

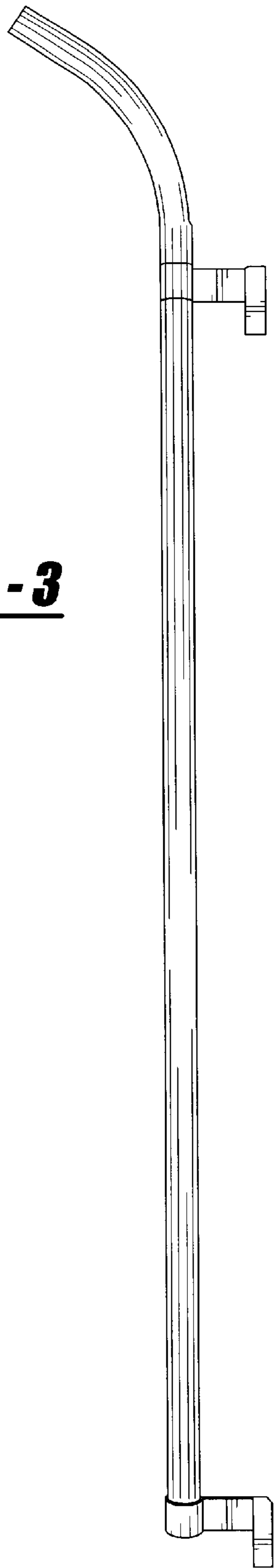


FIG - 4

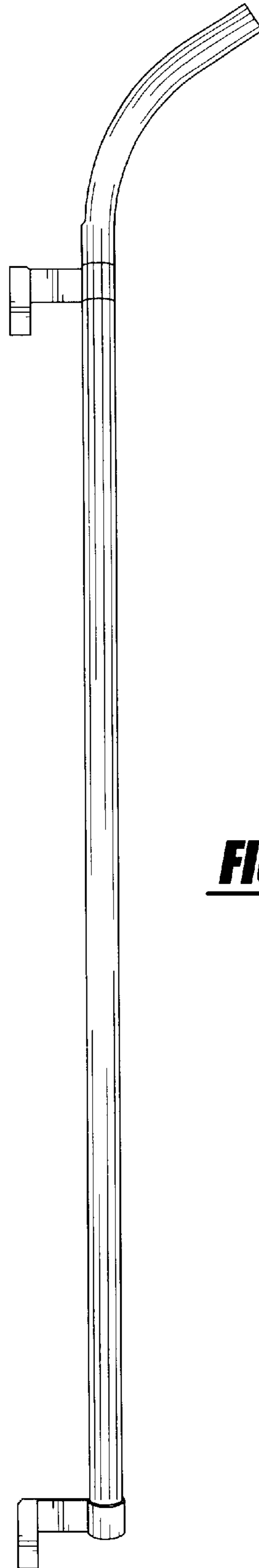
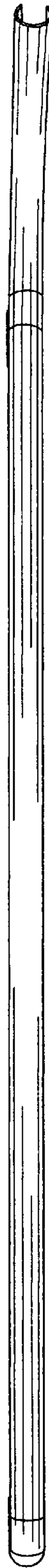


FIG - 5



FIG - 6



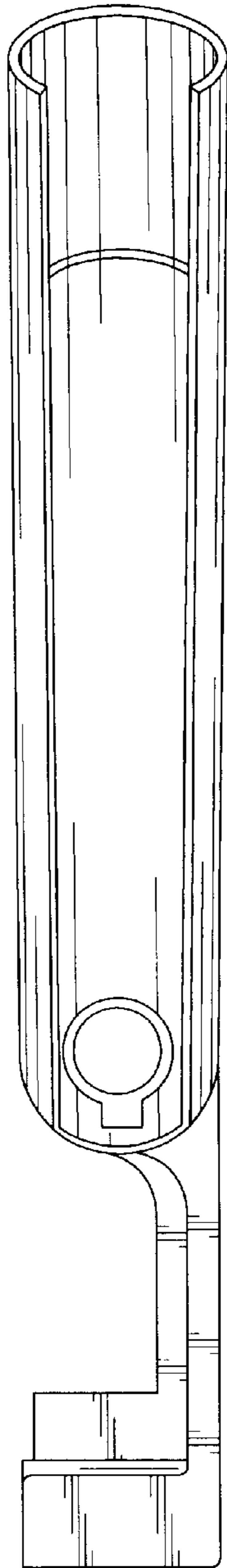


FIG - 7

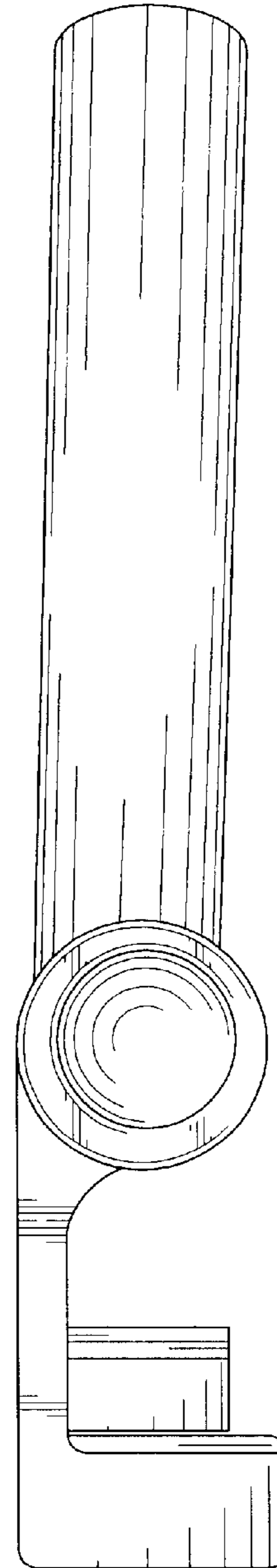


FIG - 8