



US00D516176S

(12) **United States Design Patent**
Hanna

(10) **Patent No.:** **US D516,176 S**
(45) **Date of Patent:** **** Feb. 28, 2006**

(54) **FAUCET**

(75) **Inventor:** **Aaron E. Hanna, Corona, CA (US)**

(73) **Assignee:** **Newfrey LLC, Newark, DE (US)**

(**) **Term:** **14 Years**

(21) **Appl. No.:** **29/217,938**

(22) **Filed:** **Nov. 23, 2004**

(51) **LOC (8) Cl. 23-01**

(52) **U.S. Cl. D23/238**

(58) **Field of Classification Search D23/238-257;**
4/675-678; 137/801

See application file for complete search history.

(56) **References Cited**

U.S. PATENT DOCUMENTS

D318,099 S	7/1991	Reid et al.
D349,326 S	8/1994	Bollenbacher
D387,130 S	12/1997	Warshawsky
D417,490 S	12/1999	Formgren
D424,663 S	5/2000	Mark et al.
D458,666 S	6/2002	Mark et al.
D465,265 S	11/2002	Czerwinski, Jr. et al.
D470,917 S	2/2003	Friedrich
D472,608 S	4/2003	Shieh
D473,929 S	4/2003	Warshawsky et al.
D474,264 S	5/2003	Warshawsky et al.
D474,834 S	5/2003	Czerwinski, Jr. et al.

D478,371 S	8/2003	Ouyoung
D479,584 S	9/2003	Shieh
D487,799 S	3/2004	Czerwinski, Jr. et al.
D487,916 S	3/2004	Lord
D487,917 S	3/2004	Lord
D489,795 S	5/2004	Kulig et al.
D496,714 S	9/2004	Warshawsky
D496,715 S	9/2004	Warshawsky
D497,197 S	10/2004	Warshawsky
D497,410 S	10/2004	Warshawsky
D497,411 S	10/2004	Warshawsky

Primary Examiner—Louis S. Zarfes

Assistant Examiner—Gregory Andoll

(74) *Attorney, Agent, or Firm*—Richard J. Veltman; John D. DePonti

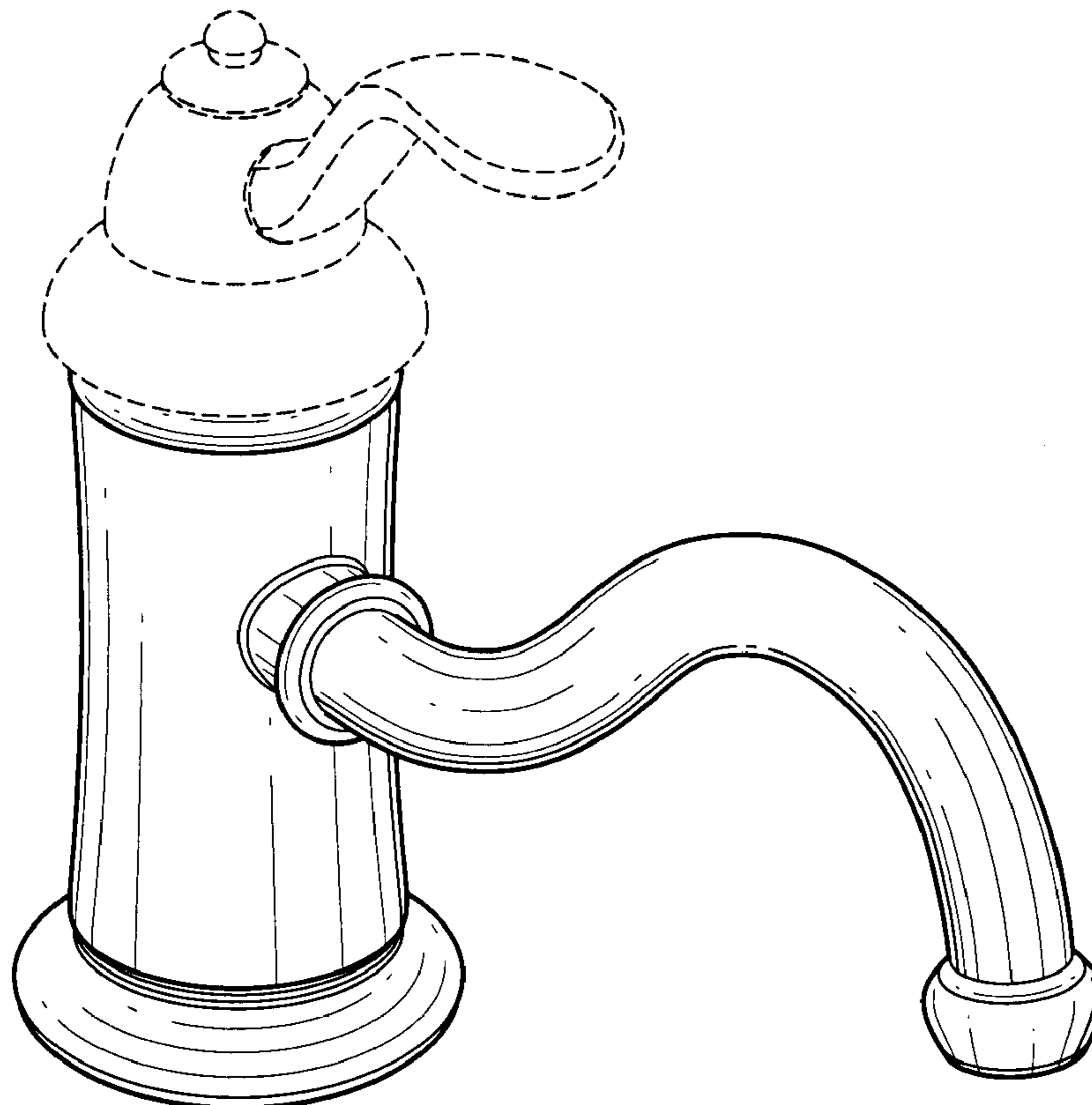
(57) **CLAIM**

The ornamental design for a faucet, as shown and described.

DESCRIPTION

FIG. 1 is a perspective view of the new design for a faucet; FIG. 2 is a front view of the new design for a faucet; FIG. 3 is a back view of the new design for a faucet; FIG. 4 is a left side view of the new design for a faucet, the right side view being a mirror image; and, FIG. 5 is a top view of the new design for a faucet. The broken lines in the Figures are for illustrative purposes only and form no part of the claimed design.

1 Claim, 5 Drawing Sheets



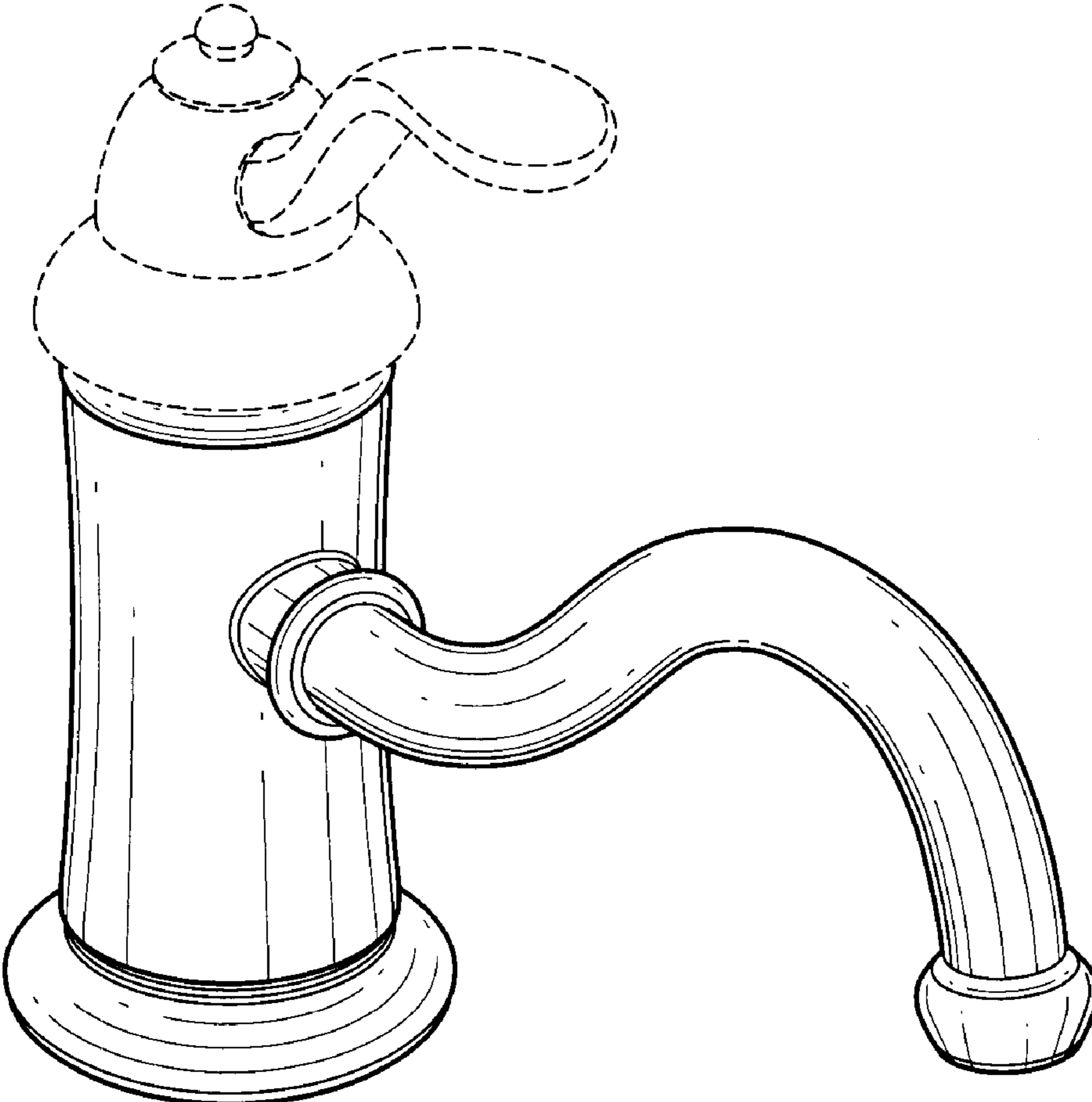


FIG. 1

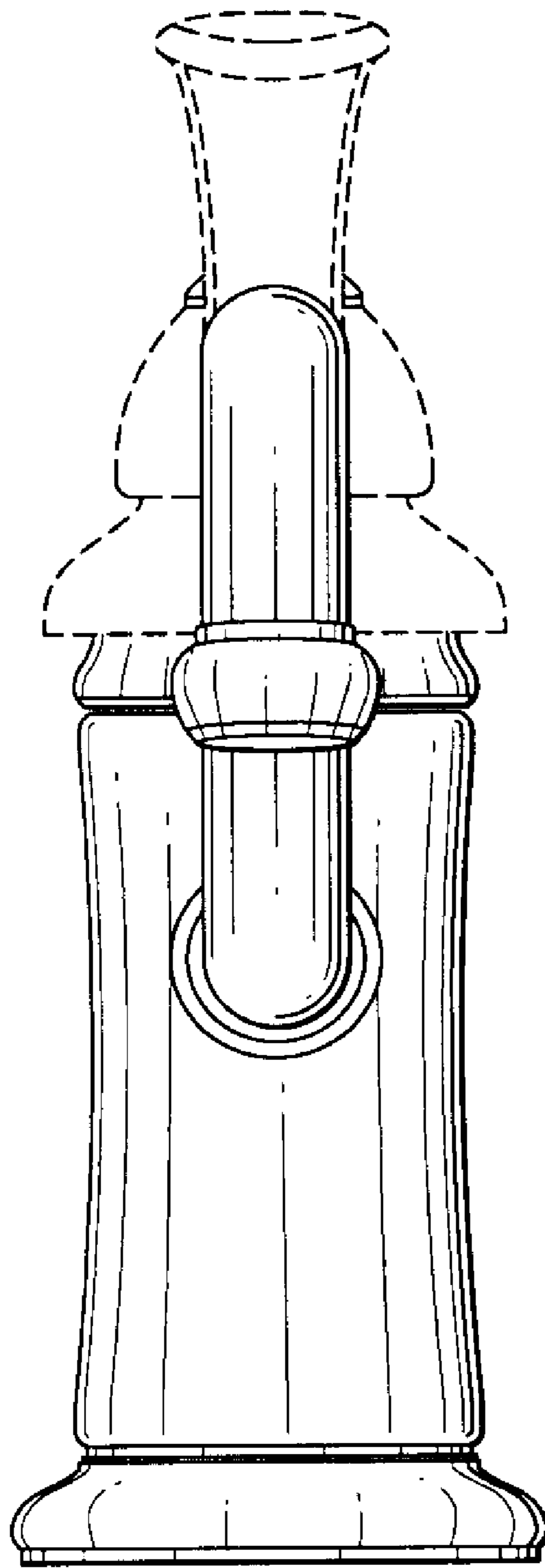


FIG. 2

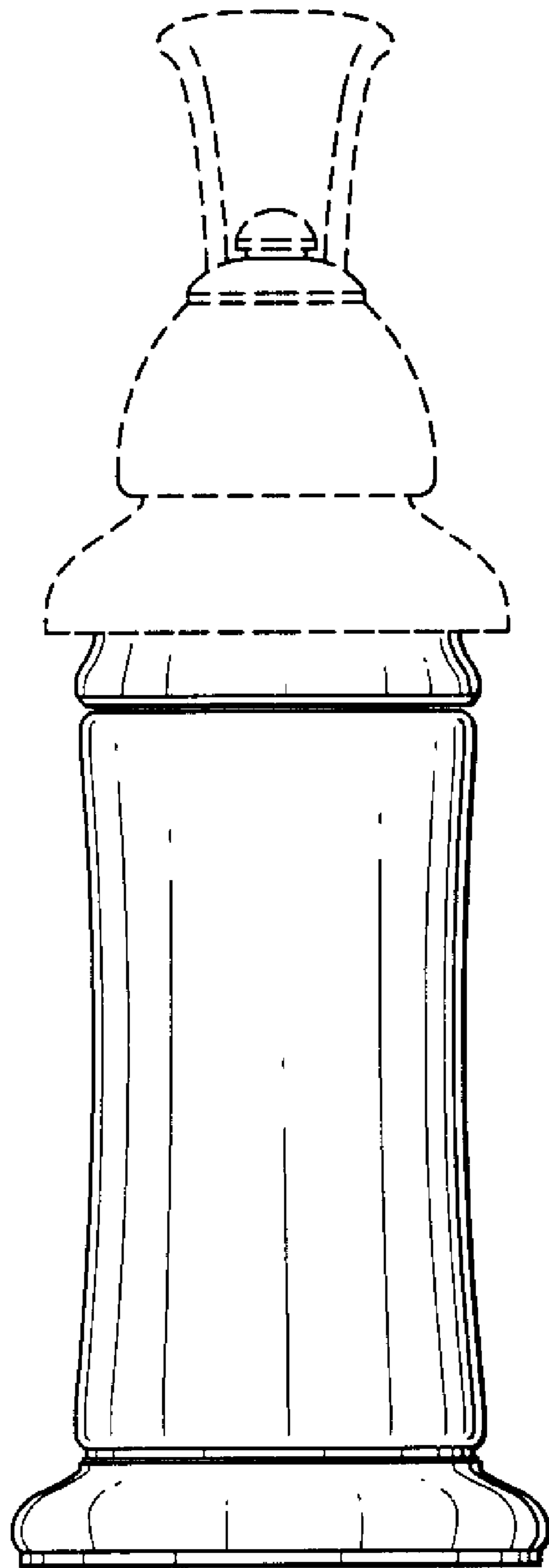


FIG. 3

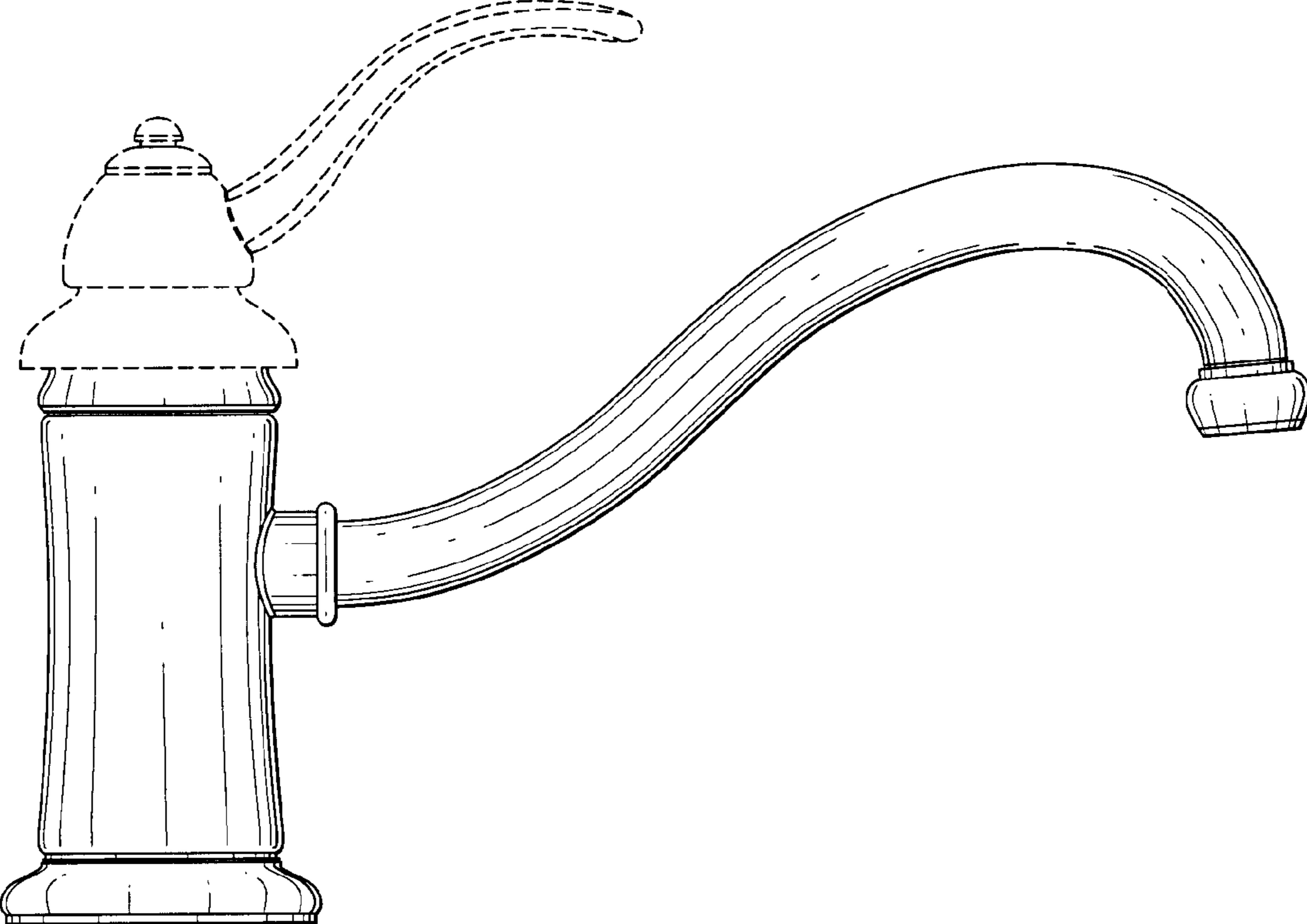


FIG.4

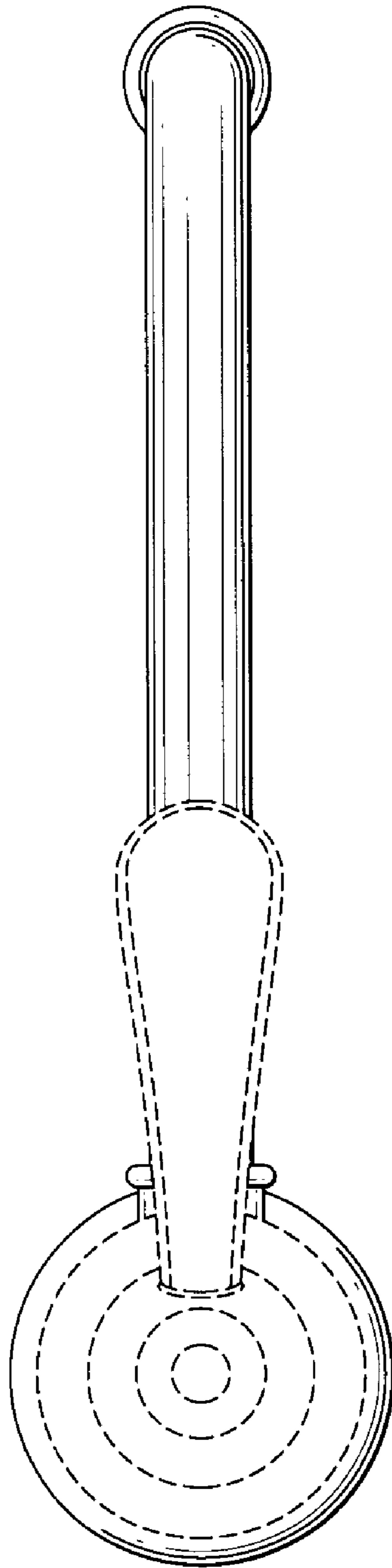


FIG. 5