



US00D516172S

(12) **United States Design Patent**
Gilbert

(10) **Patent No.:** **US D516,172 S**

(45) **Date of Patent:** **** Feb. 28, 2006**

(54) **SPOUT**

(75) **Inventor:** **Christopher Jon Gilbert**, Moreland Hills, OH (US)

(73) **Assignee:** **Moen Incorporated**, North Olmsted, OH (US)

(**) **Term:** **14 Years**

(21) **Appl. No.:** **29/201,534**

(22) **Filed:** **Mar. 17, 2004**

(51) **LOC (8) Cl.** **23-01**

(52) **U.S. Cl.** **D23/238**

(58) **Field of Classification Search** D23/238-257;
4/675-678; 137/801

See application file for complete search history.

(56) **References Cited**

U.S. PATENT DOCUMENTS

D279,598 S	7/1985	Rademacher
D285,597 S	9/1986	Miller et al.
D289,318 S	4/1987	Yost
D291,236 S	8/1987	Delepine
D295,065 S	4/1988	Fabian
D296,354 S	6/1988	Fabian
D298,274 S	10/1988	Fabian
D299,161 S	12/1988	Frattini
D299,519 S	1/1989	Fabian
D318,901 S	8/1991	Rodstein
D348,510 S	7/1994	Gottwald
D357,526 S	4/1995	Jans
D362,899 S	10/1995	Jans
D373,620 S	9/1996	Doughty et al.
D378,123 S	2/1997	Warshawsky
D379,849 S	6/1997	Hill et al.
D389,899 S	1/1998	Nguyen et al.
D393,695 S	4/1998	Ku
D404,467 S	1/1999	Doughty et al.
D408,505 S	4/1999	Garcia
D415,259 S	10/1999	Slothower
D416,608 S	11/1999	Warshawsky et al.
D427,666 S	7/2000	Wei et al.
D432,635 S	* 10/2000	Spangler D23/255

D434,477 S	11/2000	Meda
D437,032 S	1/2001	Ko
D443,031 S	5/2001	Strader et al.
D445,482 S	7/2001	Lord
D461,530 S	8/2002	Moll
D461,879 S	8/2002	Mullenmeister
D463,535 S	9/2002	Singtoroj
D465,558 S	11/2002	Ouyoung
D465,560 S	11/2002	Singtoroj
D465,828 S	11/2002	Yegyayan
D466,982 S	12/2002	Gerlach
D467,998 S	12/2002	Panis et al.
D469,162 S	1/2003	Panis et al.
D469,513 S	1/2003	Marshall
D469,518 S	1/2003	Bates et al.
D469,853 S	2/2003	Ouyoung
D473,928 S	4/2003	Lord et al.
D476,720 S	7/2003	Hanna
D476,721 S	7/2003	Ouyoung
D477,053 S	7/2003	Schönherr et al.
D477,054 S	7/2003	Schönherr et al.
D479,312 S	* 9/2003	Yegyayan D23/255
D479,740 S	9/2003	Citterio

* cited by examiner

Primary Examiner—Louis S. Zarfaz
Assistant Examiner—Gregory Andoll
(74) *Attorney, Agent, or Firm*—Calfee, Halter & Griswold LLP

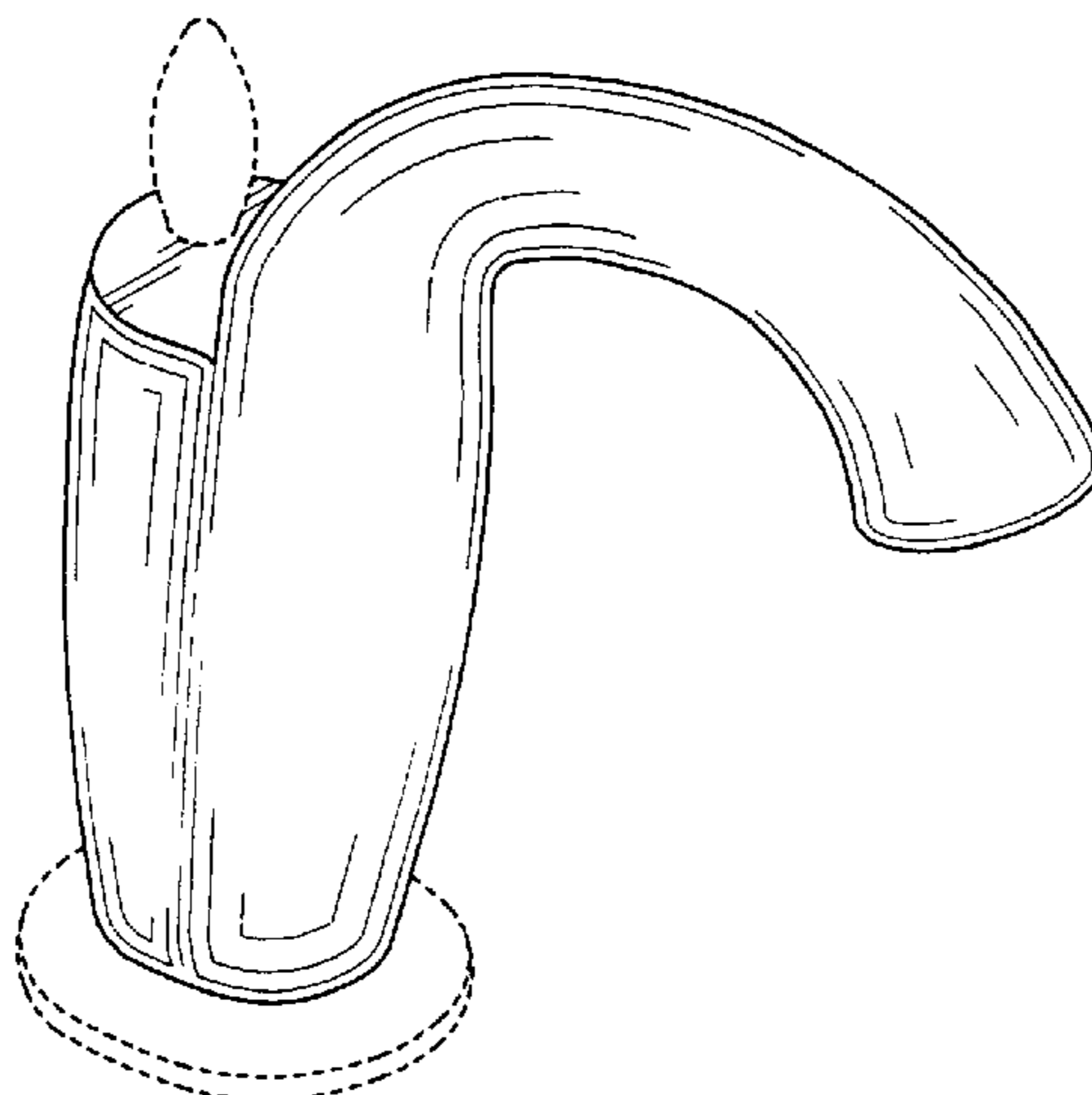
(57) **CLAIM**

The ornamental design for a spout, as shown and described.

DESCRIPTION

FIG. 1 is a perspective view of a spout of the new design; FIG. 2 is a left side elevational view of the spout of FIG. 1; FIG. 3 is a front elevational view of the spout of FIG. 1; FIG. 4 is a top plan view of the spout of FIG. 1; FIG. 5 is a right side elevational view of the spout of FIG. 1; FIG. 6 is a rear elevational view of the spout of FIG. 1; and, FIG. 7 is a bottom plan view of the spout of FIG. 1. The portions of the Figures shown in phantom lines are not part of the claimed design and are for illustration only.

1 Claim, 2 Drawing Sheets



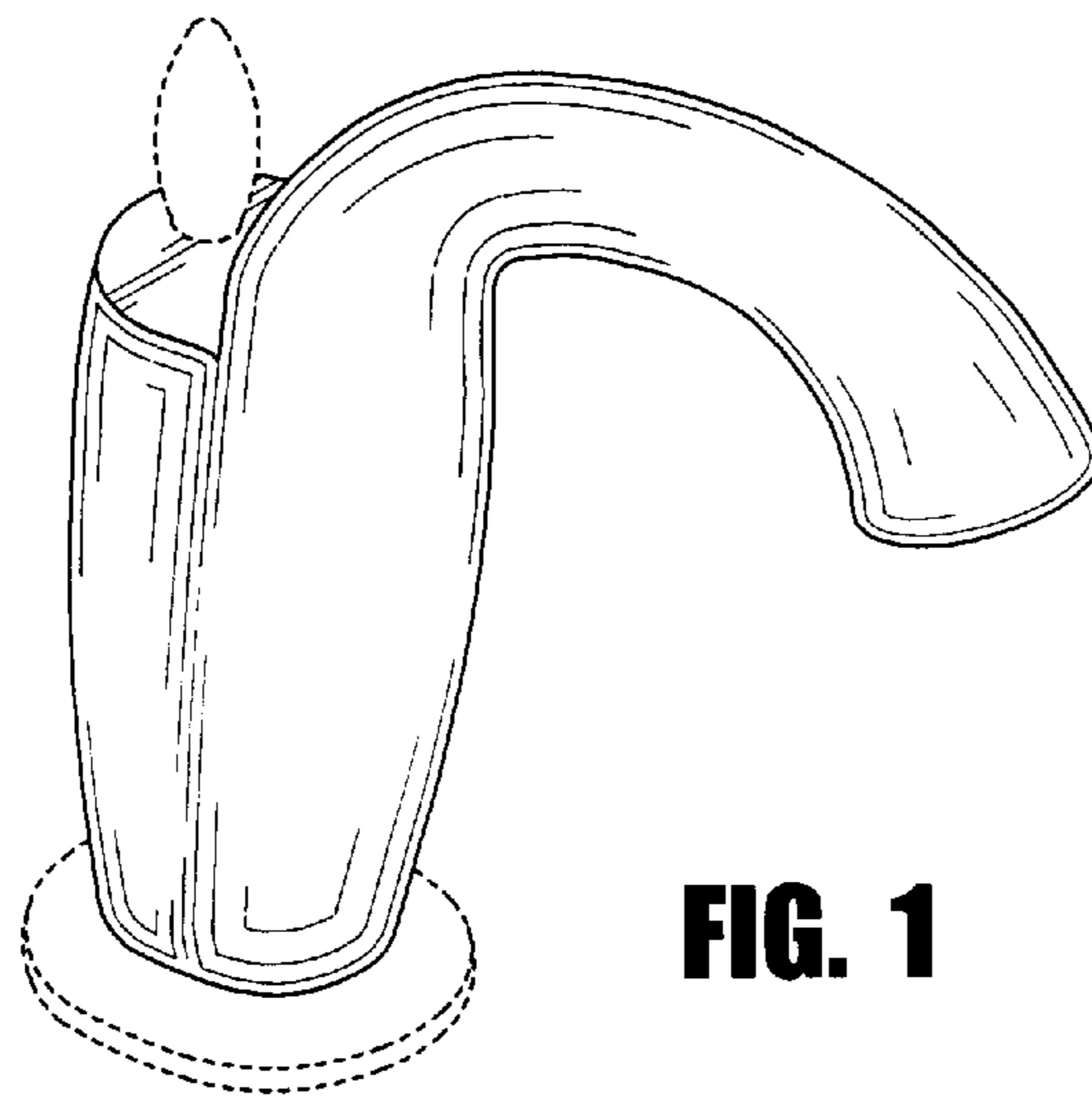


FIG. 1

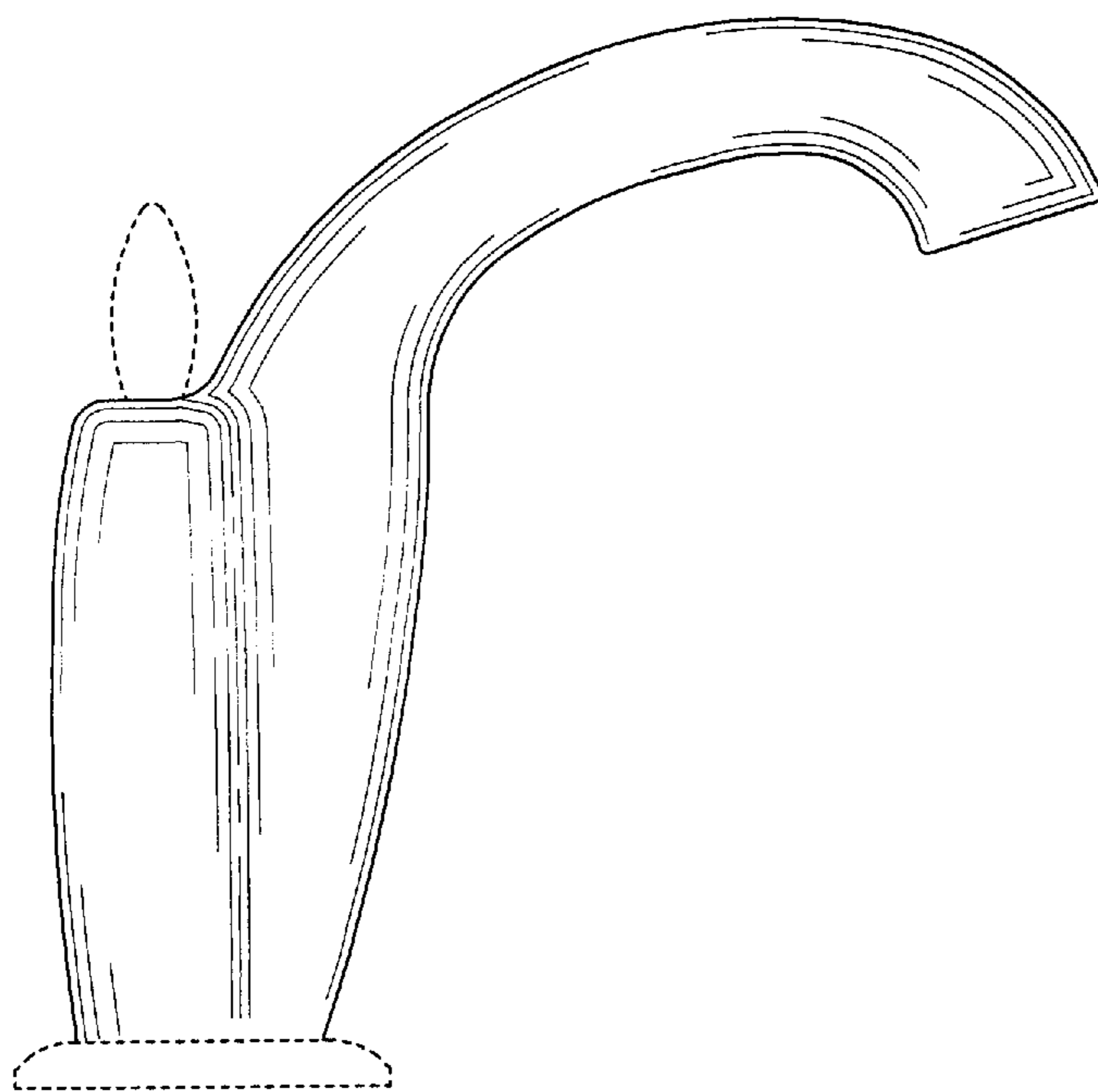


FIG. 2

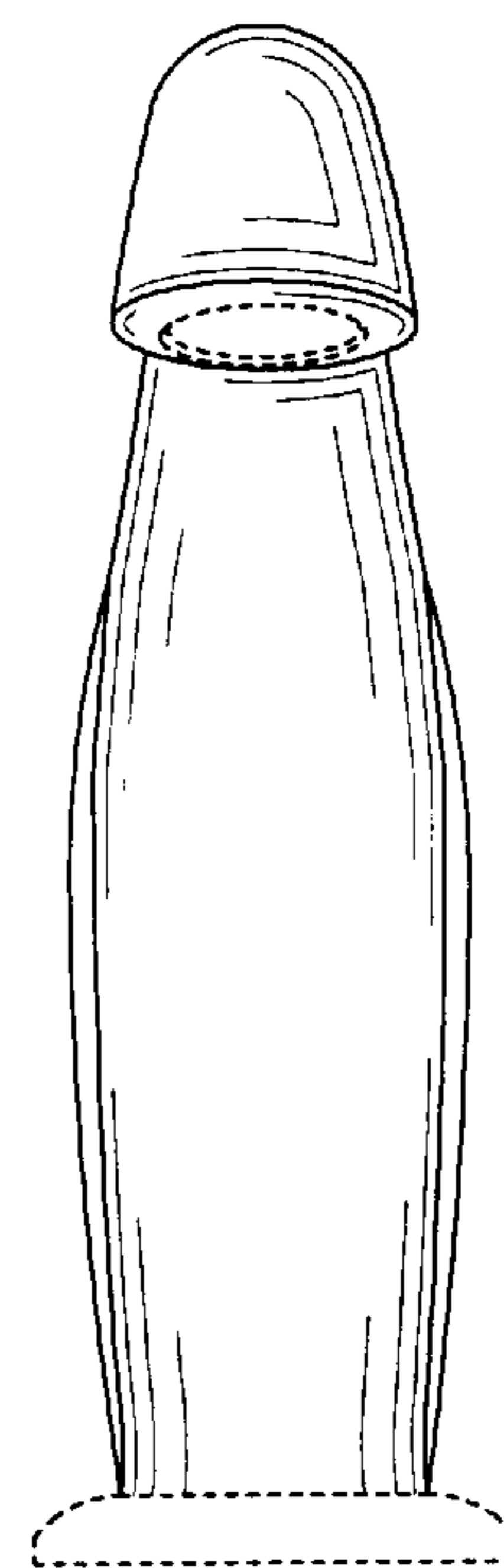


FIG. 3

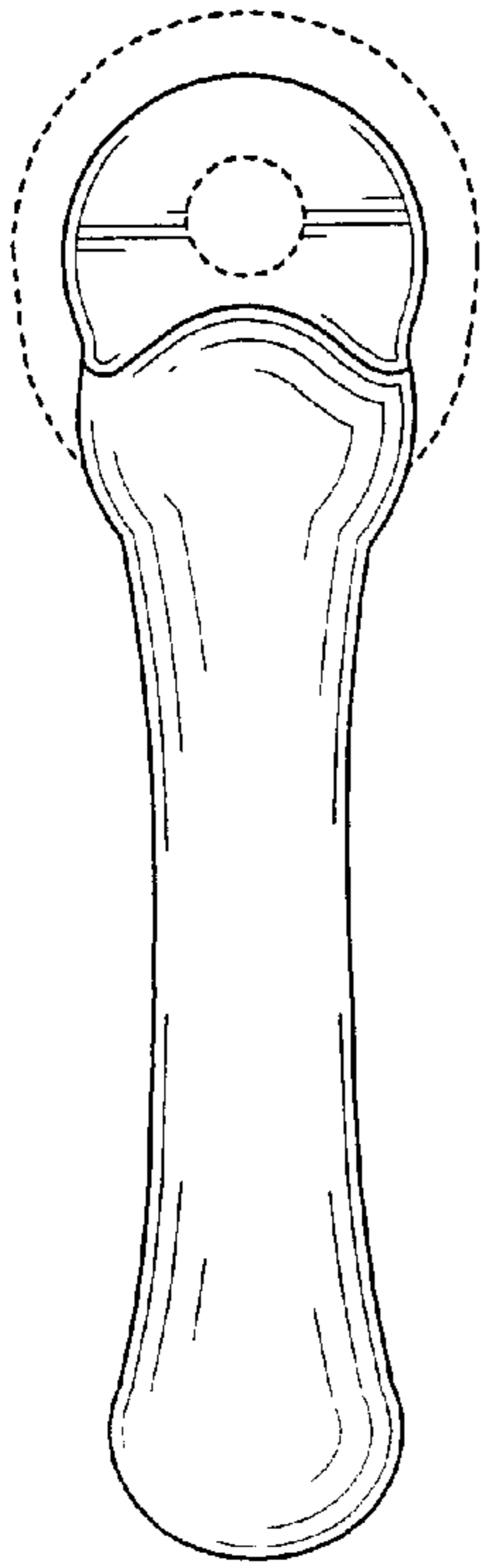


FIG. 4

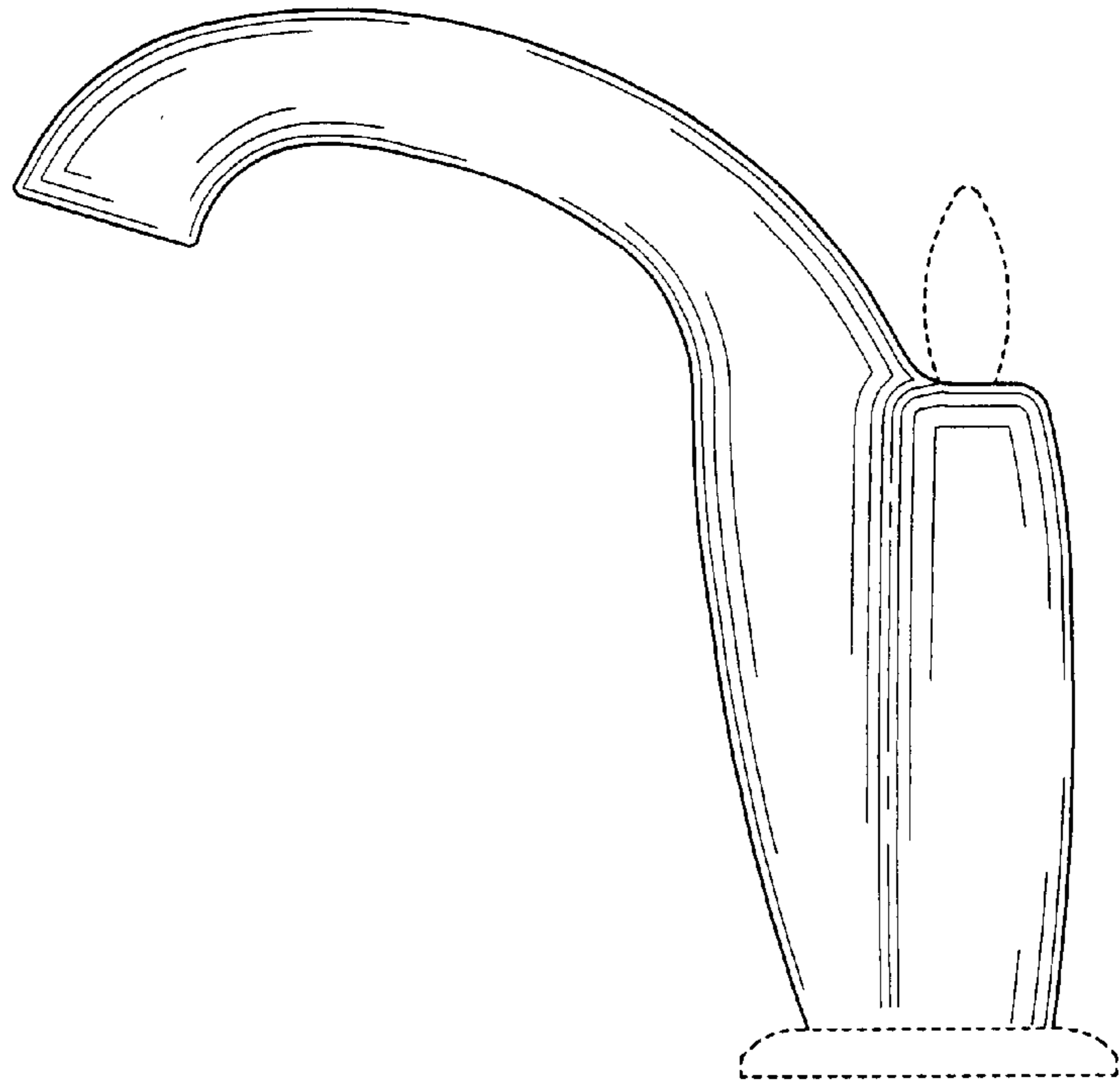


FIG. 5

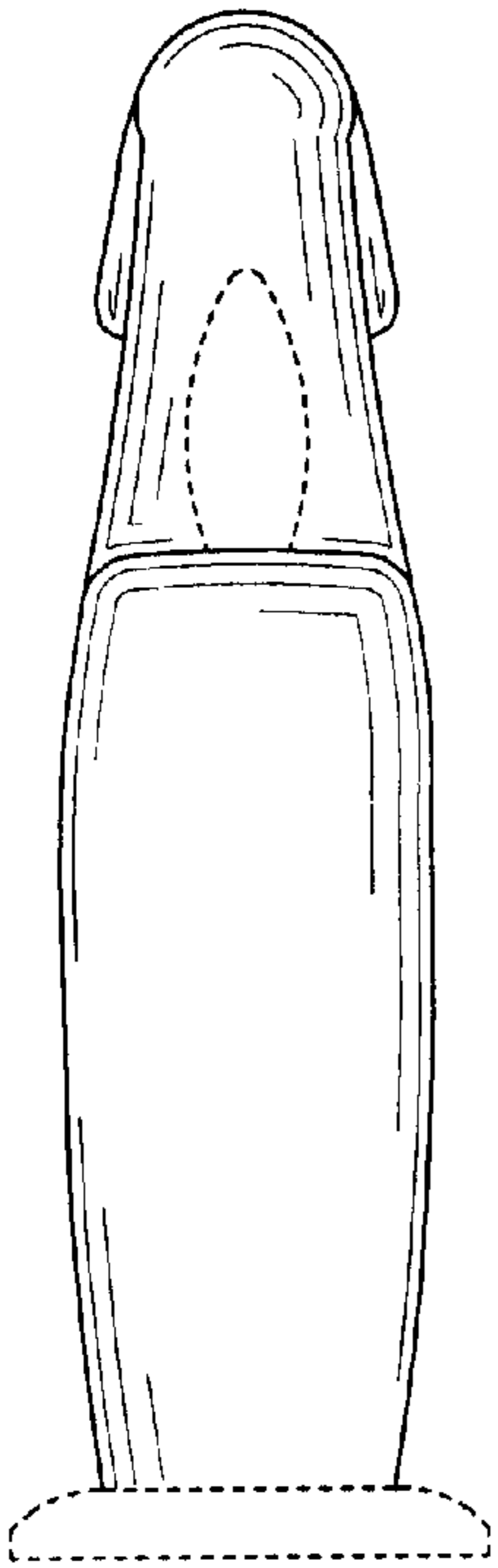


FIG. 6

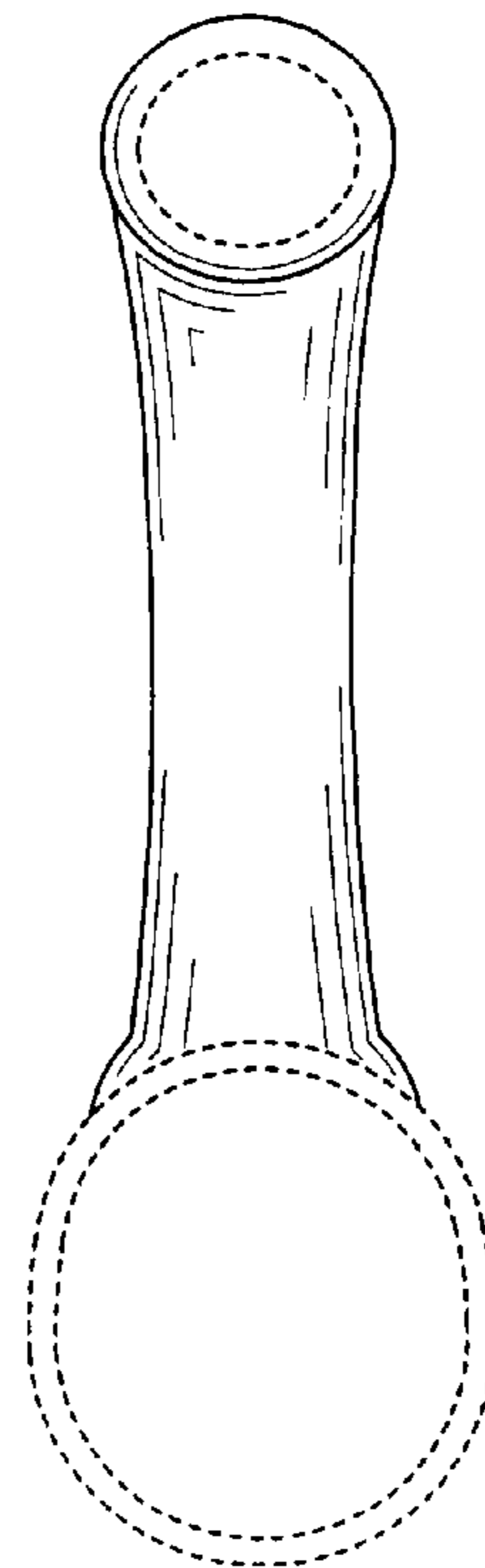


FIG. 7