



US00D516171S

(12) **United States Design Patent**  
**Meylan**

(10) **Patent No.:** **US D516,171 S**  
(45) **Date of Patent:** **\*\* Feb. 28, 2006**

(54) **FAUCET FOR SANITARY INSTALLATIONS**

D469,159 S \* 1/2003 Marshall ..... D23/242  
D472,308 S \* 3/2003 Hundley ..... D23/255  
D479,579 S \* 9/2003 Haug et al. .... D23/238

(75) Inventor: **Daniel Meylan**, Versoix (CH)

\* cited by examiner

(73) Assignee: **Similor Kugler S.A.**, Carouge (CH)

*Primary Examiner*—Louis S. Zarfes

*Assistant Examiner*—Gregory Andoll

(\*\*) Term: **14 Years**

(74) *Attorney, Agent, or Firm*—Young & Thompson

(21) Appl. No.: **29/190,533**

(57) **CLAIM**

(22) Filed: **Sep. 23, 2003**

The ornamental design for a faucet for sanitary installations, as shown and described.

(30) **Foreign Application Priority Data**

**DESCRIPTION**

Mar. 24, 2003 (WO) ..... DMA/006013

(51) **LOC (8) Cl.** ..... **23-01**

FIG. 1 is a side elevational view of a faucet for sanitary installations, showing my new design;

(52) **U.S. Cl.** ..... **D23/238**

FIG. 2 is a view thereof from the side opposite that shown in FIG. 1;

(58) **Field of Classification Search** ..... D23/238–257;  
4/675–678; 137/801

FIG. 3 is a rear elevational view thereof;

See application file for complete search history.

FIG. 4 is a top plan view thereof; and,

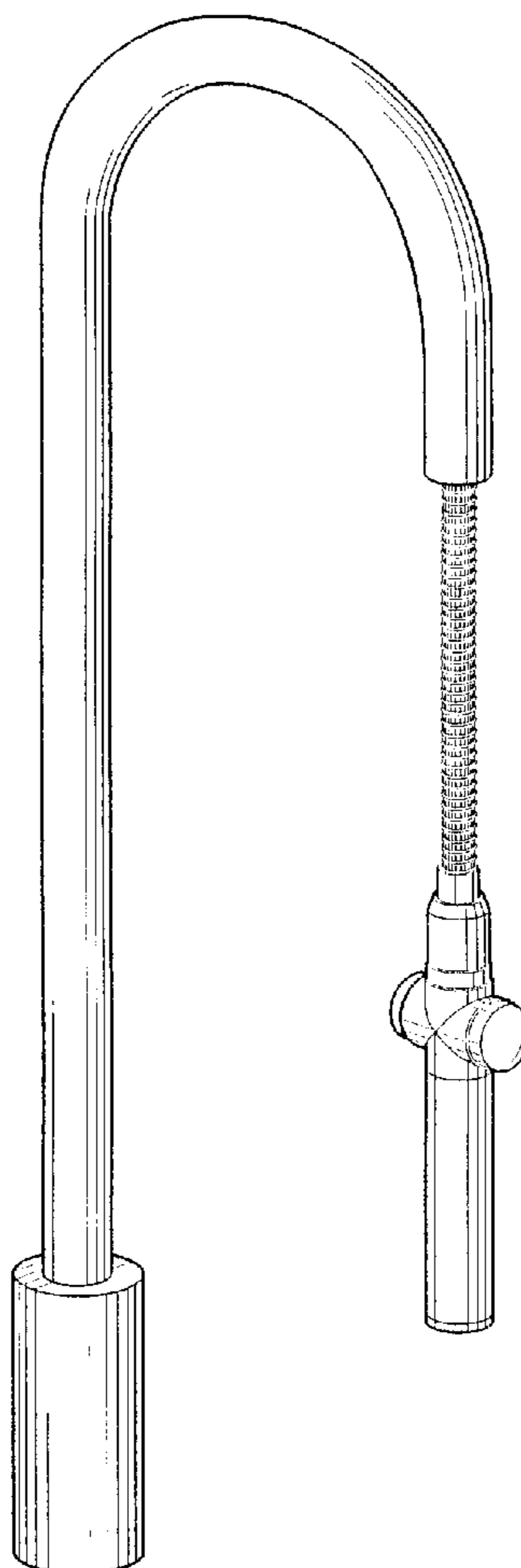
(56) **References Cited**

FIG. 5 is a top, front and side perspective view thereof, with the parts in a different position.

**U.S. PATENT DOCUMENTS**

D461,540 S \* 8/2002 Gottwald ..... D23/255

**1 Claim, 2 Drawing Sheets**



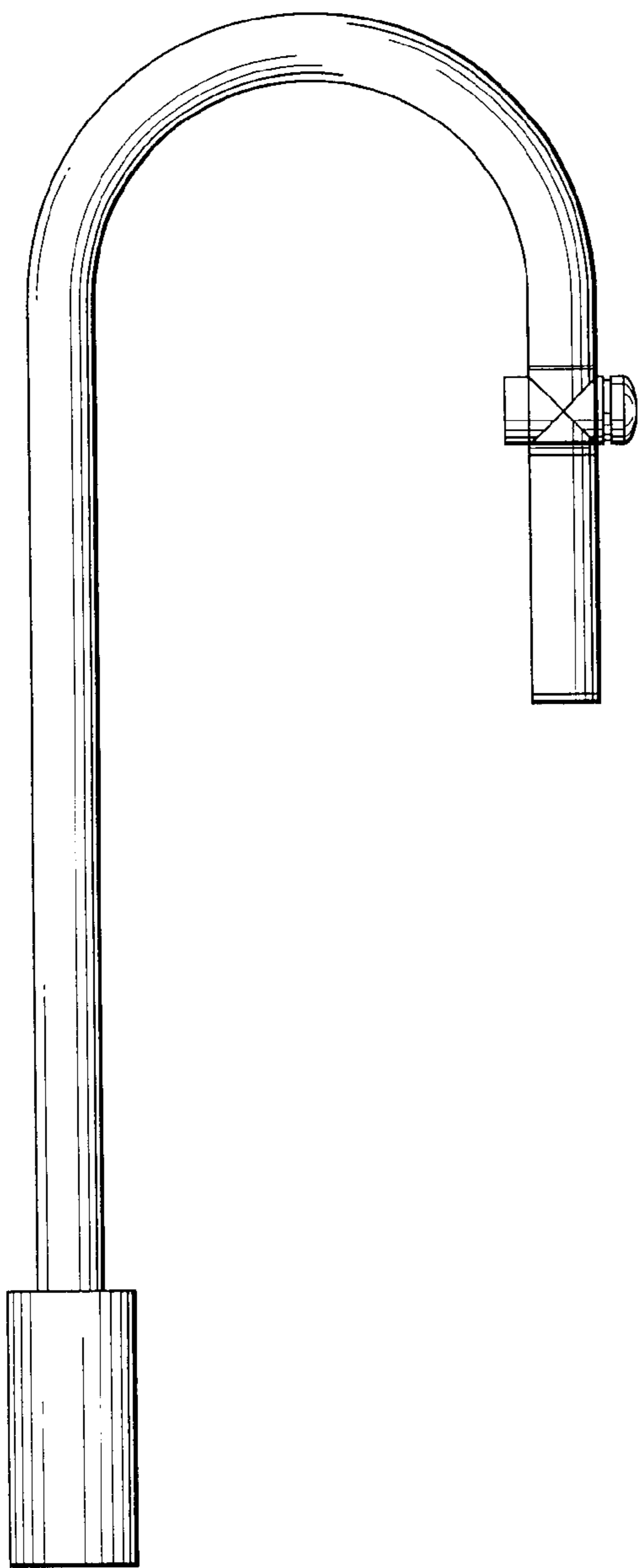


FIG. 1

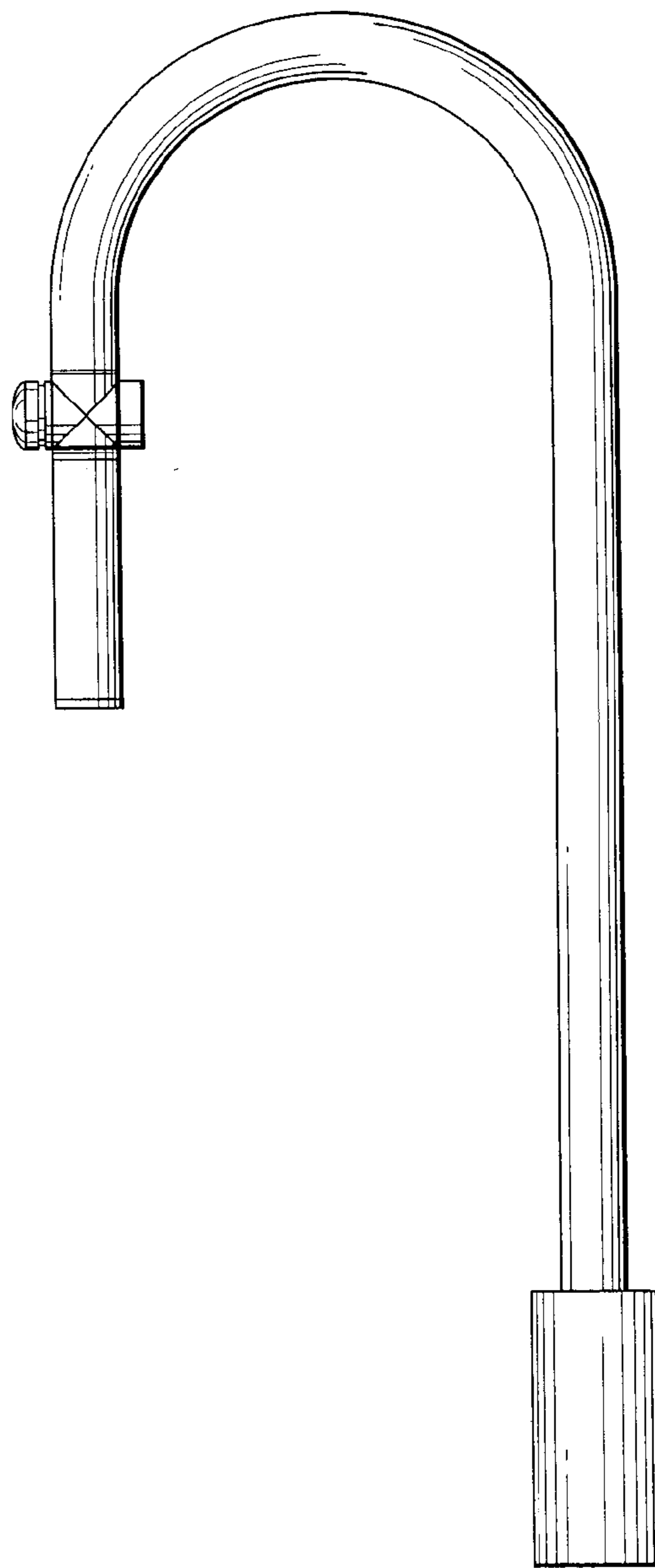


FIG. 2

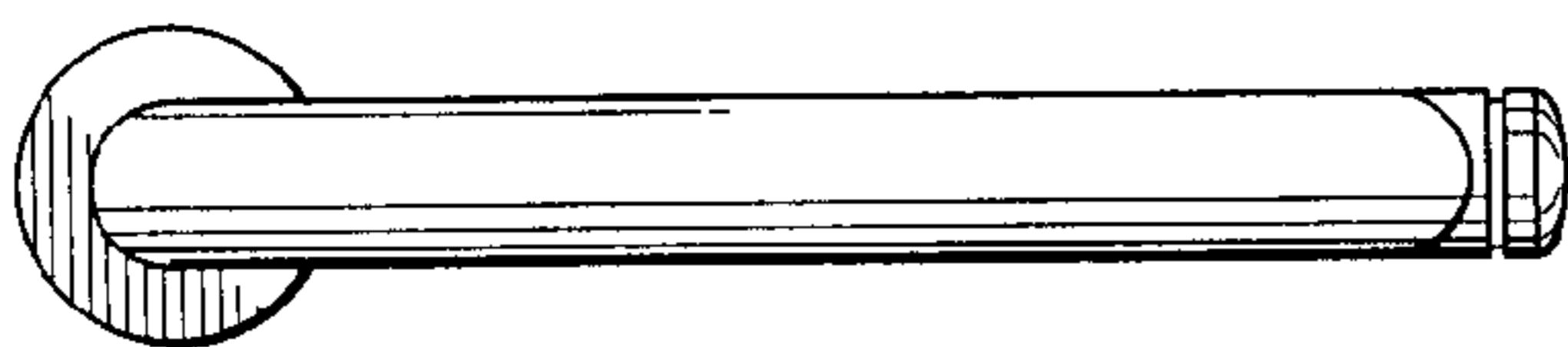


FIG. 4

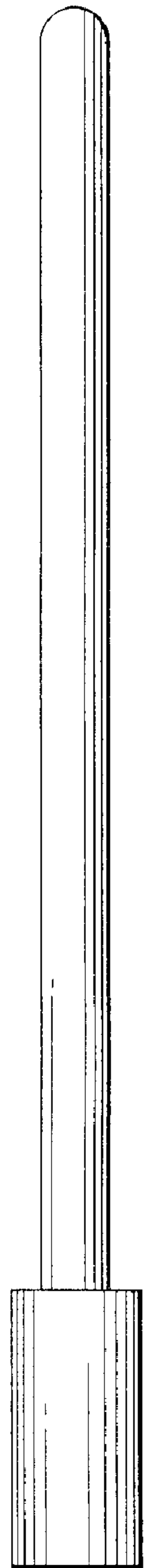


FIG. 3

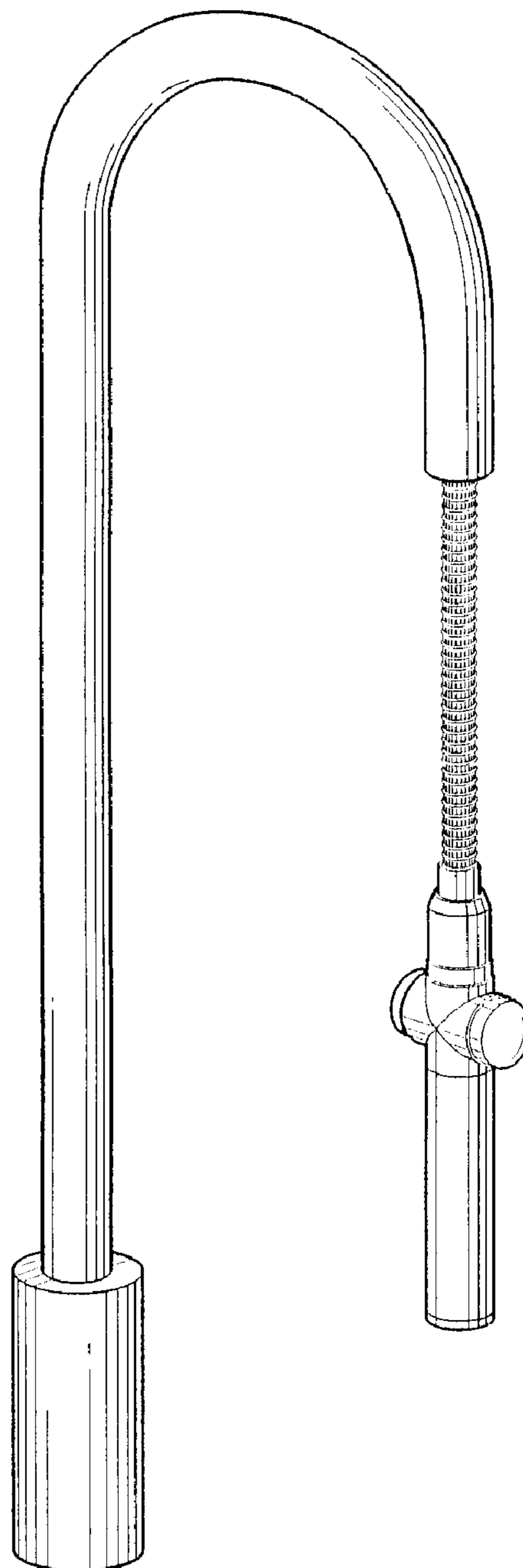


FIG. 5