



US00D516126S

(12) **United States Design Patent**
Schantz

(10) **Patent No.:** **US D516,126 S**

(45) **Date of Patent:** **** Feb. 28, 2006**

(54) **LUGGAGE TAG**

(75) **Inventor:** **Amanda Nicole Schantz**, Wheeling, IL
(US)

(73) **Assignee:** **Travel Caddy, Inc.**, Des Plaines, IL
(US)

(**) **Term:** **14 Years**

(21) **Appl. No.:** **29/227,445**

(22) **Filed:** **Apr. 12, 2005**

(51) **LOC (8) Cl.** **19-08**

(52) **U.S. Cl.** **D20/28**

(58) **Field of Classification Search** D20/10,
D20/22, 27, 28; D3/207, 208; D11/79; D24/125;
D30/155; 40/301, 330, 625, 633, 634; 119/655;
362/812

See application file for complete search history.

(56) **References Cited**

U.S. PATENT DOCUMENTS

948,099	A	*	2/1910	Lott	40/666
D73,323	S	*	8/1927	Kislinger	D10/30
D73,361	S	*	8/1927	Kislinger	D10/30
2,385,778	A	*	10/1945	Evalt	40/625
D159,278	S	*	7/1950	Leland	D3/208
D236,557	S	*	8/1975	Rubin	D3/207
D238,976	S	*	2/1976	Dolas	D3/208
D253,676	S	*	12/1979	Mathieson	D3/207
D267,521	S	*	1/1983	Mathieson	D3/210
D306,613	S	*	3/1990	Parker	D20/27

D322,720	S	*	12/1991	Moore	D3/207
D360,070	S	*	7/1995	DiPaolo et al.	D3/208
D385,695	S	*	11/1997	MacDonald	D3/207
D398,391	S	*	9/1998	Kutchko	D23/366
D418,971	S	*	1/2000	Scungio	D3/207
D447,332	S	*	9/2001	Pisarevsky	D3/207

* cited by examiner

Primary Examiner—Robert M. Spear

(74) *Attorney, Agent, or Firm*—Banner & Witcoff, Ltd.

(57) **CLAIM**

The ornamental design for a luggage tag, as shown and described.

DESCRIPTION

FIG. 1 is an isometric view of the luggage tag;
 FIG. 2 is a front elevational view of the luggage tag of FIG. 1;
 FIG. 3 is a back elevational view of the luggage tag of FIG. 1;
 FIG. 4 is a top plan view of the luggage tag of FIG. 1;
 FIG. 5 is a bottom plan view of the luggage tag of FIG. 1;
 FIG. 6 is a first end view of the luggage tag of FIG. 1;
 FIG. 7 is an opposite end view from the end view of FIG. 6 of the luggage tag; and,
 FIG. 8 is an isometric front view of the luggage tag, shown in an alternate position of use.
 The broken lines in the drawings are for illustrative purposes only and form no part of the claimed design.

1 Claim, 3 Drawing Sheets

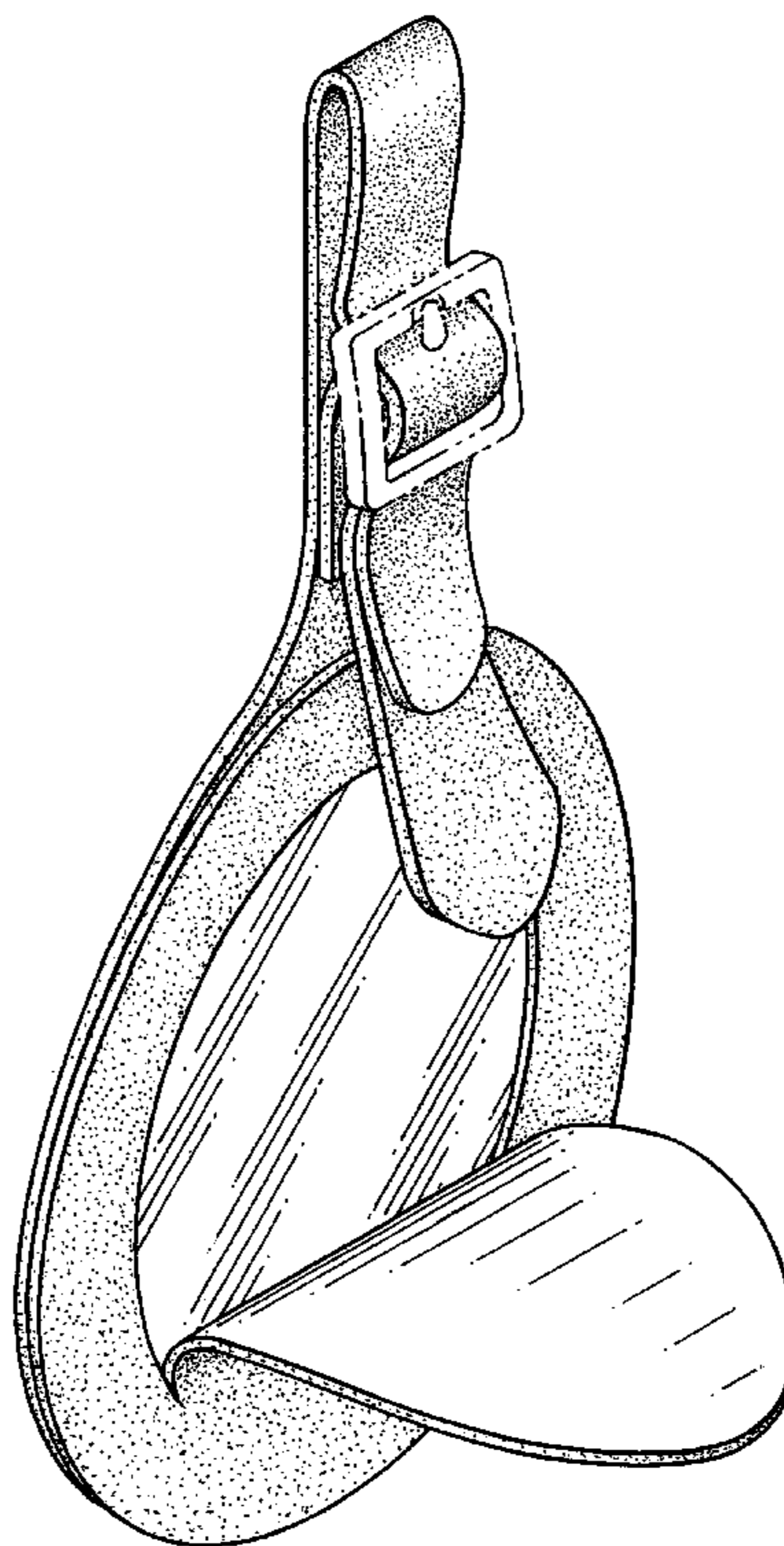


FIG. 1

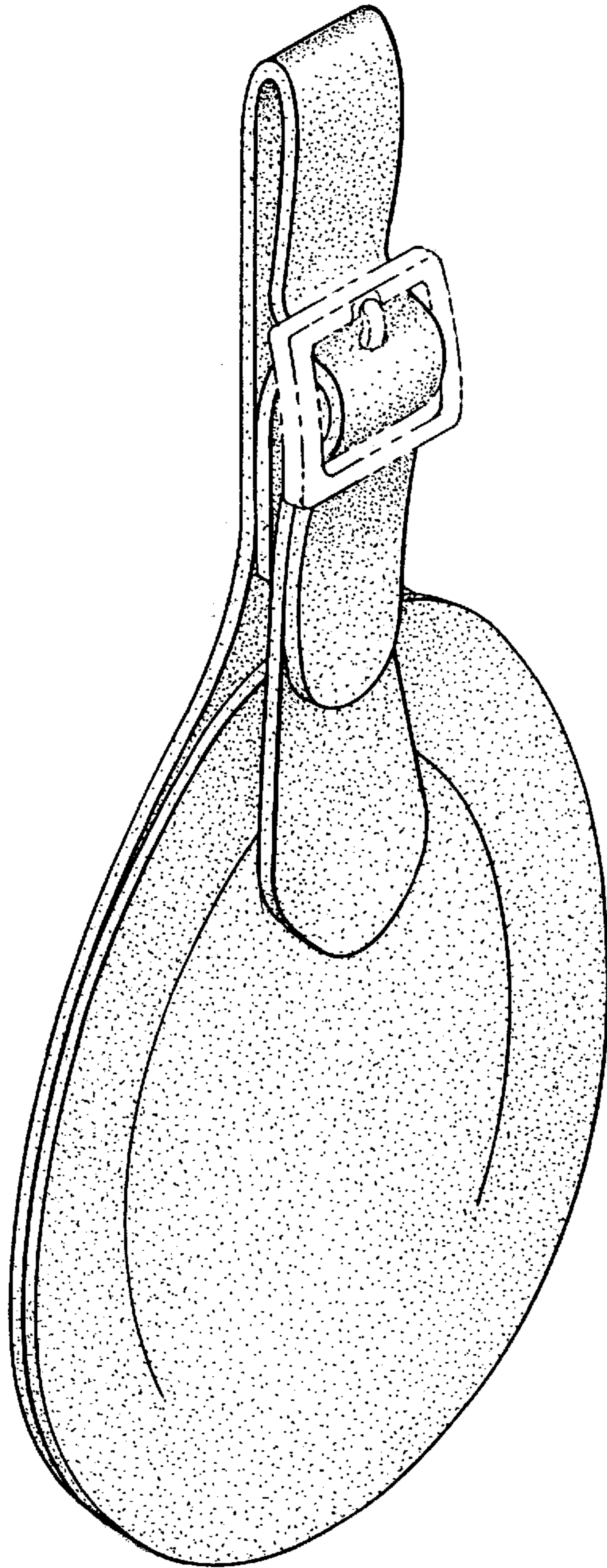


FIG. 2

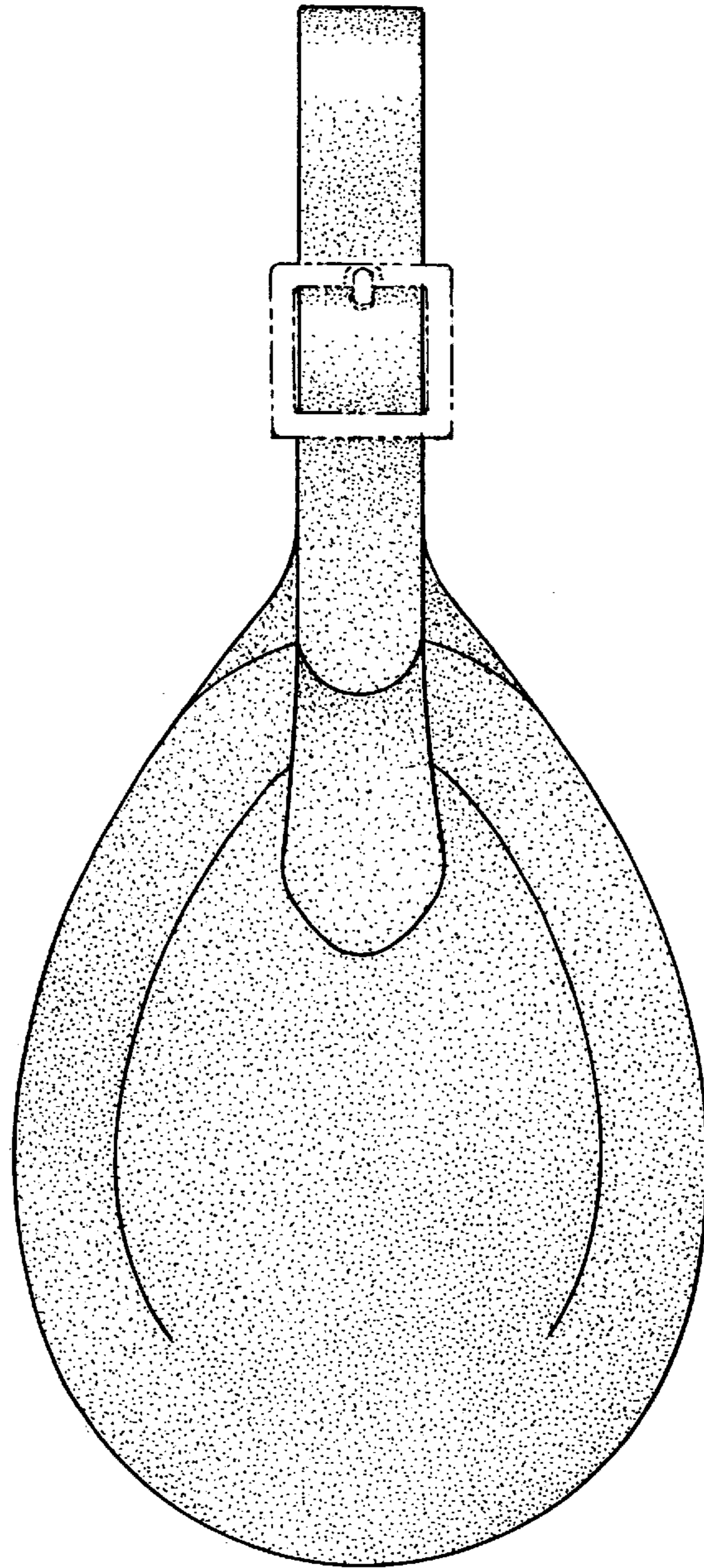


FIG.4

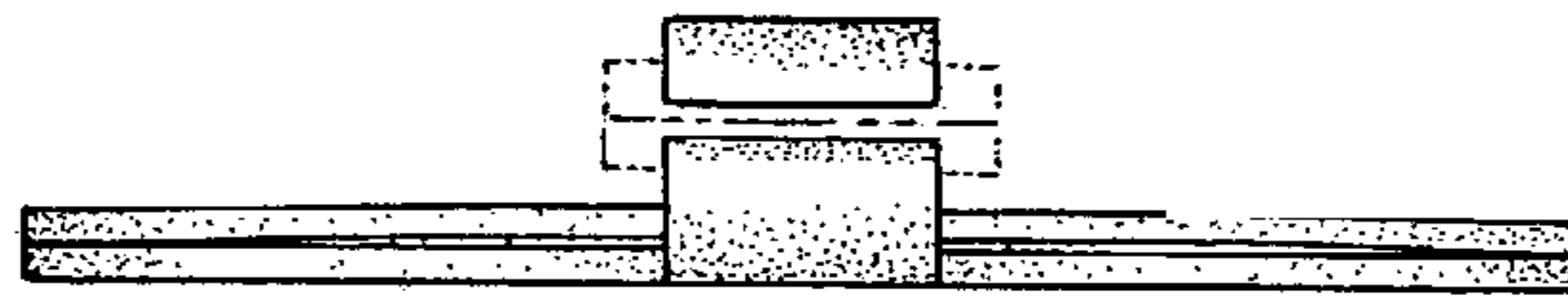


FIG.6



FIG.7



FIG.3

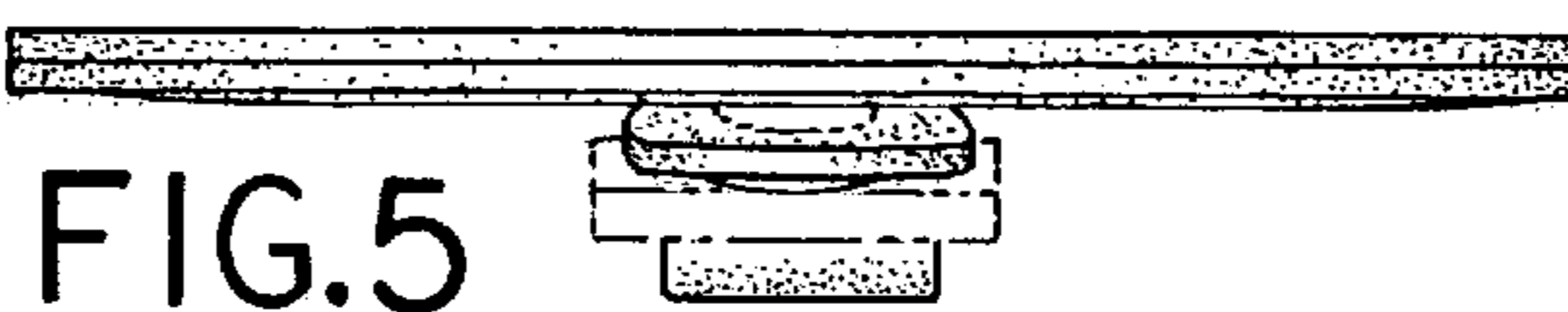
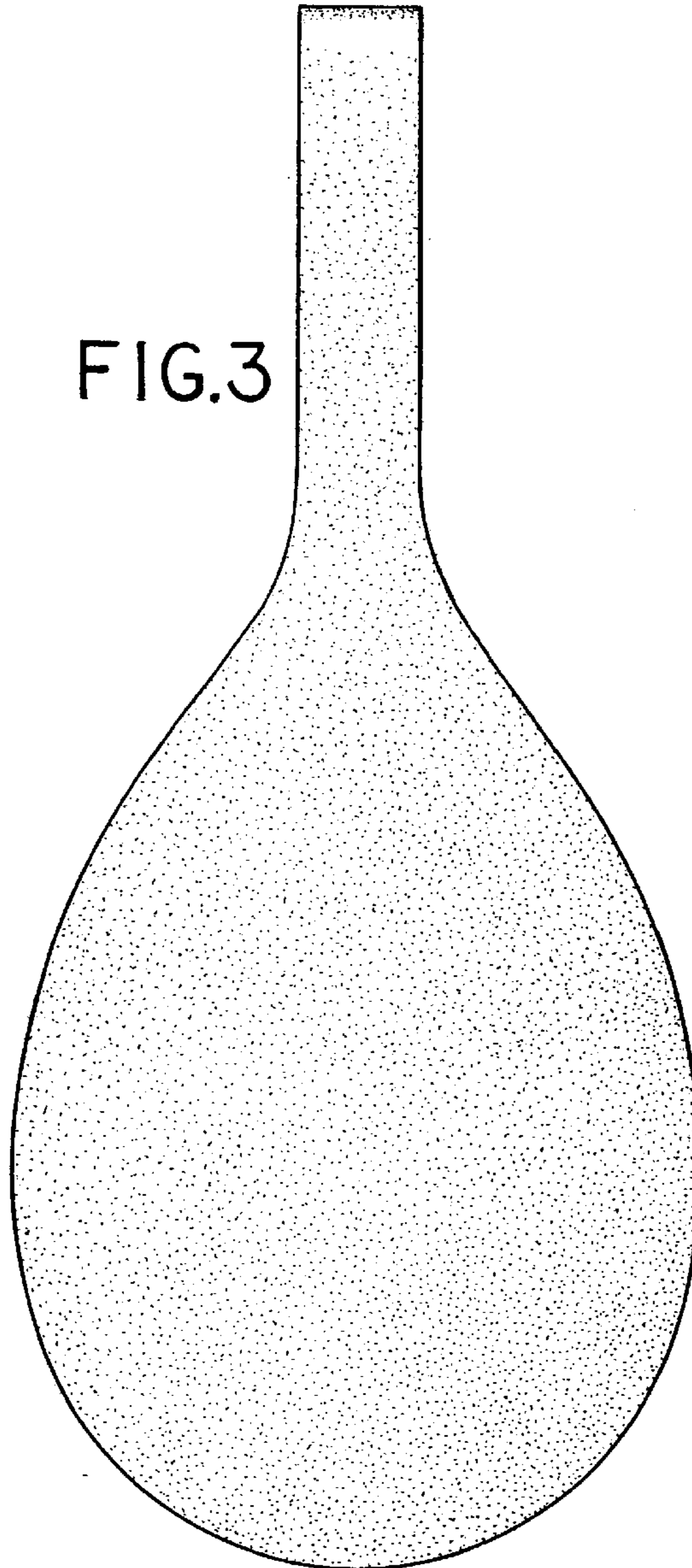


FIG.5

FIG. 8

