



US00D516113S

(12) **United States Design Patent** (10) **Patent No.:** **US D516,113 S**  
**Park** (45) **Date of Patent:** **\*\* Feb. 28, 2006**

(54) **SOUNDHOLE COVER FOR GUITAR OR THE LIKE**

(75) Inventor: **In Jae Park**, Gyeonggi-do (KR)

(73) Assignee: **Sungeum Music Co., Ltd.** (KR)

(\*\*) Term: **14 Years**

(21) Appl. No.: **29/187,439**

(22) Filed: **Aug. 1, 2003**

(51) **LOC (8) Cl.** ..... **17-03**

(52) **U.S. Cl.** ..... **D17/20**

(58) **Field of Classification Search** ..... D17/14-15,  
D17/19-21, 99; 84/267-270, 290, 294, 453,  
84/298, 299

See application file for complete search history.

(56) **References Cited**

**U.S. PATENT DOCUMENTS**

D245,725 S	*	9/1977	Stelling	.....	D17/20
D254,312 S	*	2/1980	Stelling	.....	D17/20
D430,194 S	*	8/2000	Tanaka	.....	D17/20
D430,592 S	*	9/2000	Park	.....	D17/20
D430,593 S	*	9/2000	Park	.....	D17/20

\* cited by examiner

*Primary Examiner*—Ruth McInroy  
(74) *Attorney, Agent, or Firm*—Dougherty, Clements & Hofer

(57) **CLAIM**

The ornamental design for a soundhole cover for guitar or the like, as shown and described.

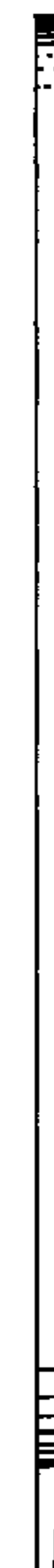
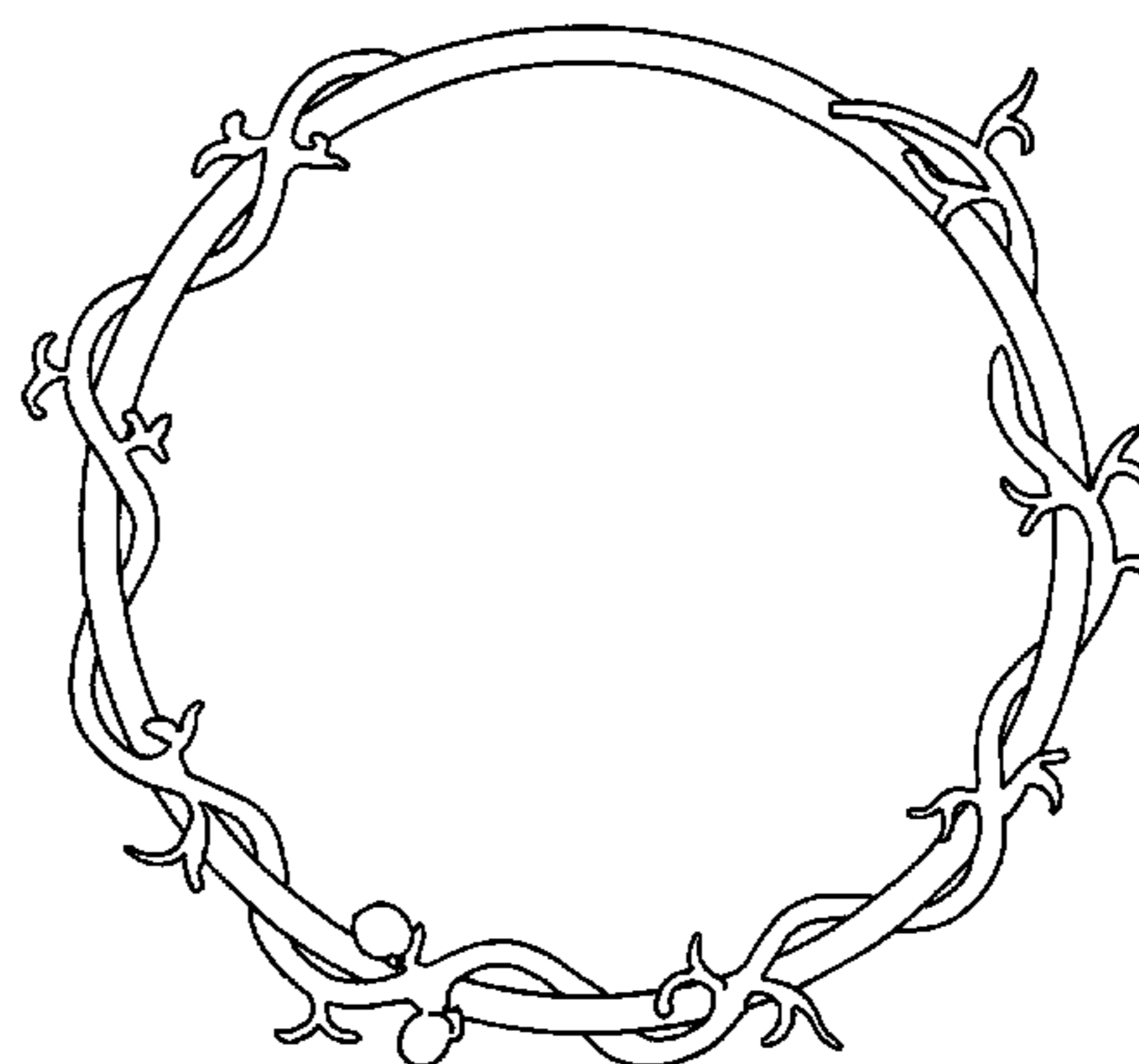
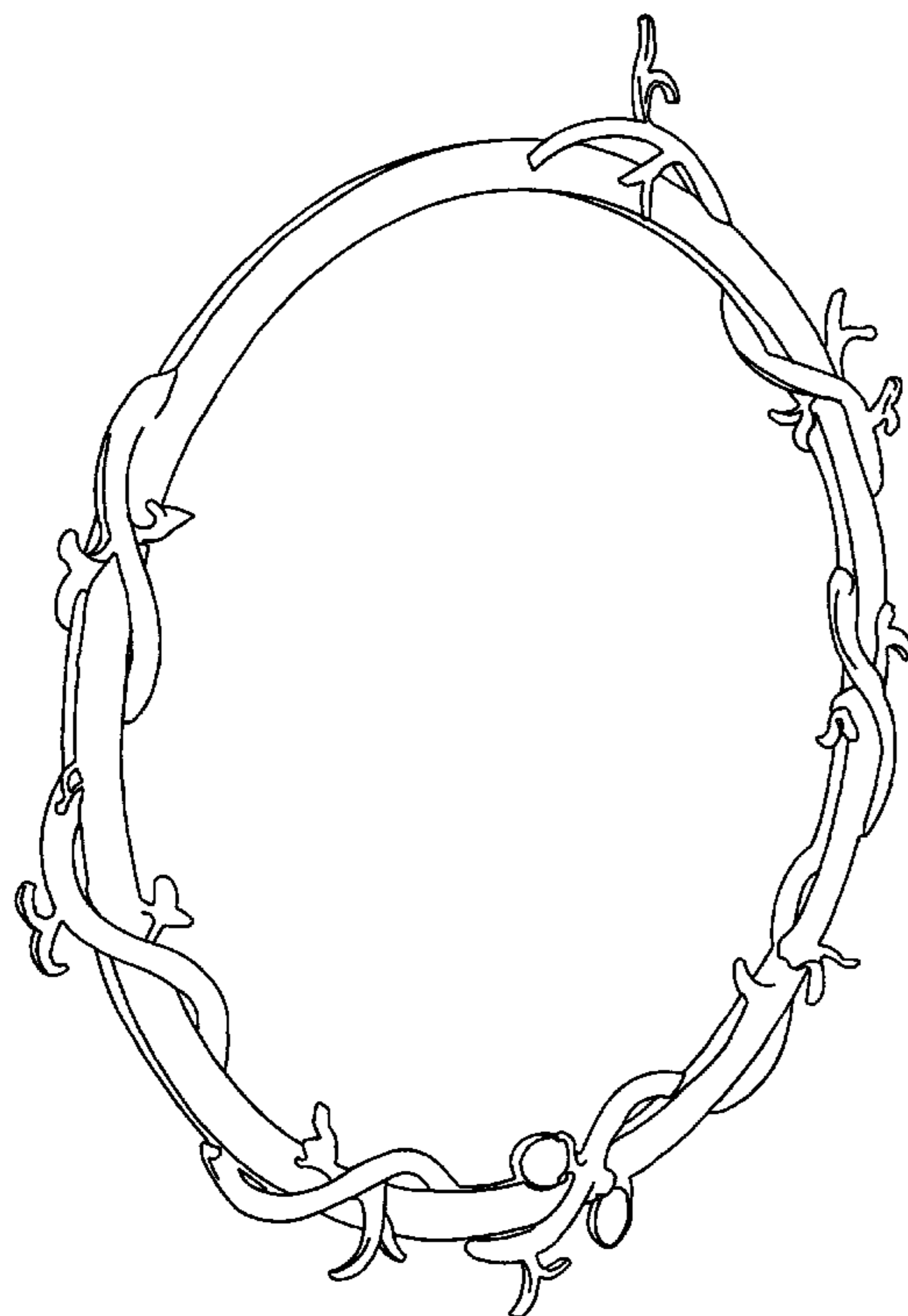
**DESCRIPTION**

FIG. 1 is a perspective view of a soundhole cover for guitar or the like, showing my new design;  
FIG. 2 is a front view thereof;  
FIG. 3 is a rear view thereof;  
FIG. 4 is a left side view thereof;  
FIG. 5 is a right side view thereof;  
FIG. 6 is a top view thereof; and,  
FIG. 7 is a bottom view thereof.

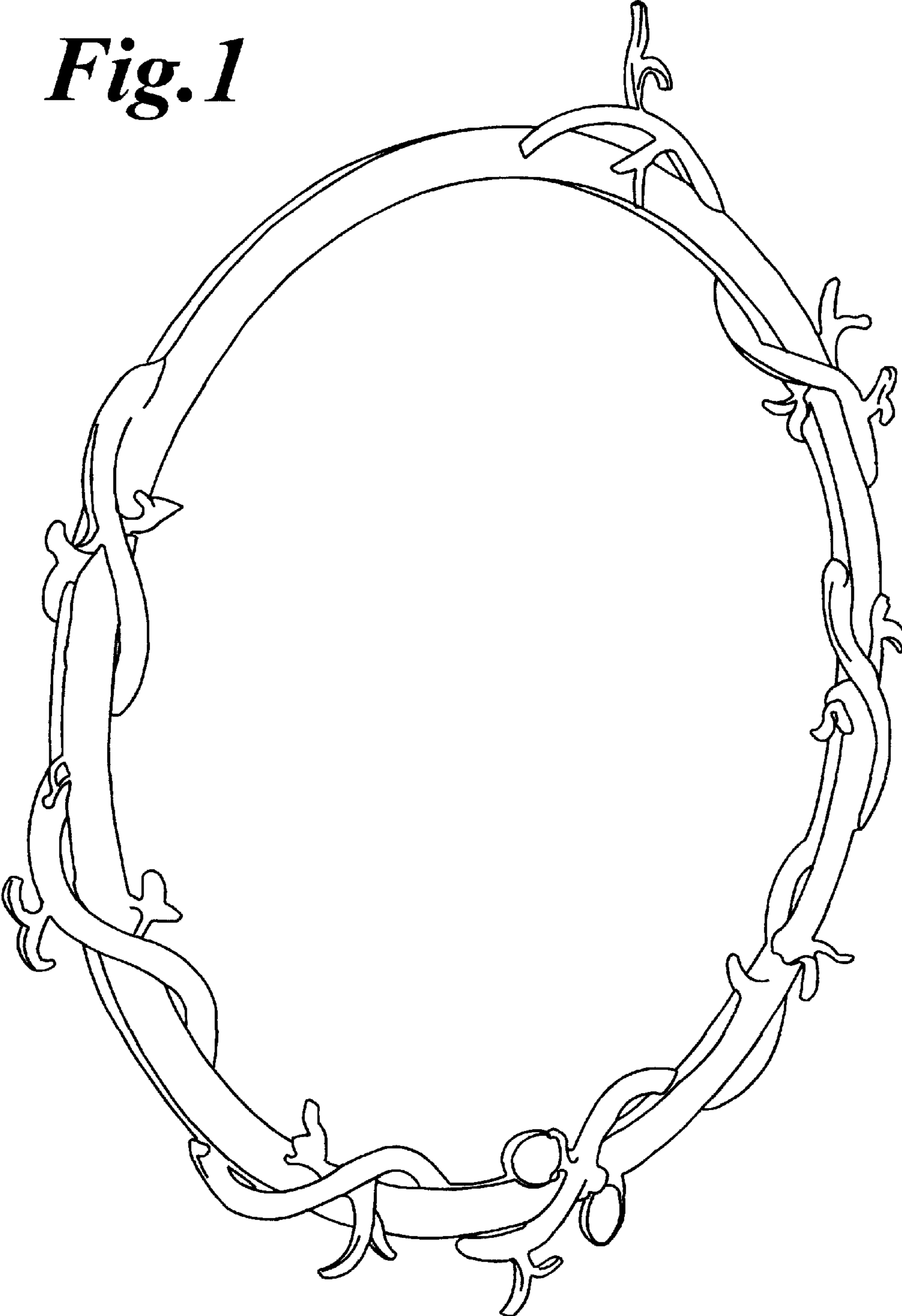
All of the drawings are black and white photographs, which are submitted in accordance with 37 CFR 1.84, as they clearly show ornamental effects of the invented design.

The soundhole cover is installed around the sound hole of a guitar, mandolin, banjo, or the like.

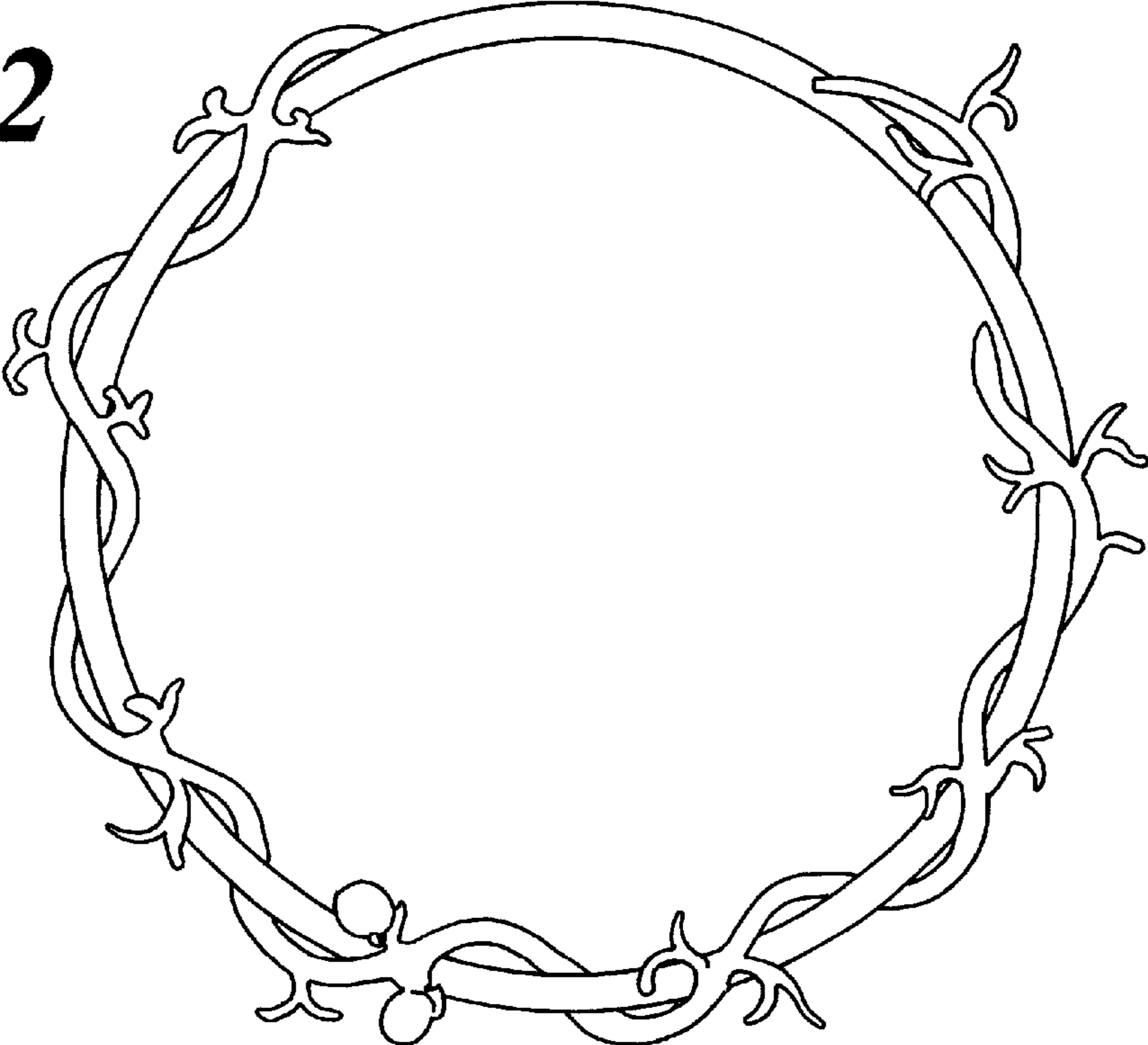
**1 Claim, 4 Drawing Sheets**




*Fig. 1*



***Fig. 2***



***Fig. 3***




*Fig. 4*



*Fig. 5*



*Fig. 6*



*Fig. 7*

