



US00D516110S

(12) **United States Design Patent** (10) **Patent No.:** **US D516,110 S**  
**Park** (45) **Date of Patent:** **\*\* Feb. 28, 2006**

(54) **EYEGLASSES**

(75) Inventor: **Andrew Q. Park**, Elk Grove Village, IL (US)

(73) Assignee: **Ion-Ray, Inc.**, Elk Grove Village, IL (US)

(\*\*) Term: **14 Years**

(21) Appl. No.: **29/198,666**

(22) Filed: **Feb. 2, 2004**

(51) **LOC (8) Cl.** ..... **16-06**

(52) **U.S. Cl.** ..... **D16/315; D16/335; D16/338**

(58) **Field of Classification Search** ..... D16/300-330, D16/101, 335; 351/121-123, 41, 44, 51, 351/52, 110, 111, 103, 158

See application file for complete search history.

(56) **References Cited**

**U.S. PATENT DOCUMENTS**

1,034,651 A	*	8/1912	Kelley	.....	351/122
1,635,799 A	*	7/1927	Nerney	.....	351/122
1,806,464 A	*	5/1931	Housley	.....	351/123
D109,461 S	*	4/1938	Sachs	.....	D16/314
D115,437 S	*	6/1939	Wilson	.....	D16/303
3,756,704 A		9/1973	Marks		
4,720,186 A		1/1988	Douillard		
5,258,784 A	*	11/1993	Baines	.....	351/41
5,367,344 A		11/1994	Fuchs		
D362,260 S	*	9/1995	Lin	.....	D16/329
5,471,257 A		11/1995	Houmand		
5,745,210 A		4/1998	Biernat, Jr. et al.		
D417,462 S	*	12/1999	Chang	.....	D16/327
D426,565 S	*	6/2000	Polland	.....	D16/315
6,089,709 A		7/2000	Fairclough		
6,139,143 A		10/2000	Brune et al.		
6,224,208 B1	*	5/2001	Pawlowski	.....	351/51
6,290,355 B1		9/2001	Chen		

6,296,355 B1	10/2001	Rittmann	
6,334,679 B1	1/2002	Masunaga et al.	
6,375,324 B1	4/2002	Schleger et al.	
6,644,805 B1	11/2003	Nakamura	
D491,214 S	* 6/2004	Nielsen	..... D16/327
2002/0051115 A1	5/2002	Yoshimura et al.	
2002/0140898 A1	10/2002	Wu	
2003/0071962 A1	4/2003	Nishihara	

**FOREIGN PATENT DOCUMENTS**

JP 57082816 A 5/1982

\* cited by examiner

*Primary Examiner*—Raphael Barkai  
*Assistant Examiner*—Randall H. Gholson  
(74) *Attorney, Agent, or Firm*—Welsh & Katz, Ltd.

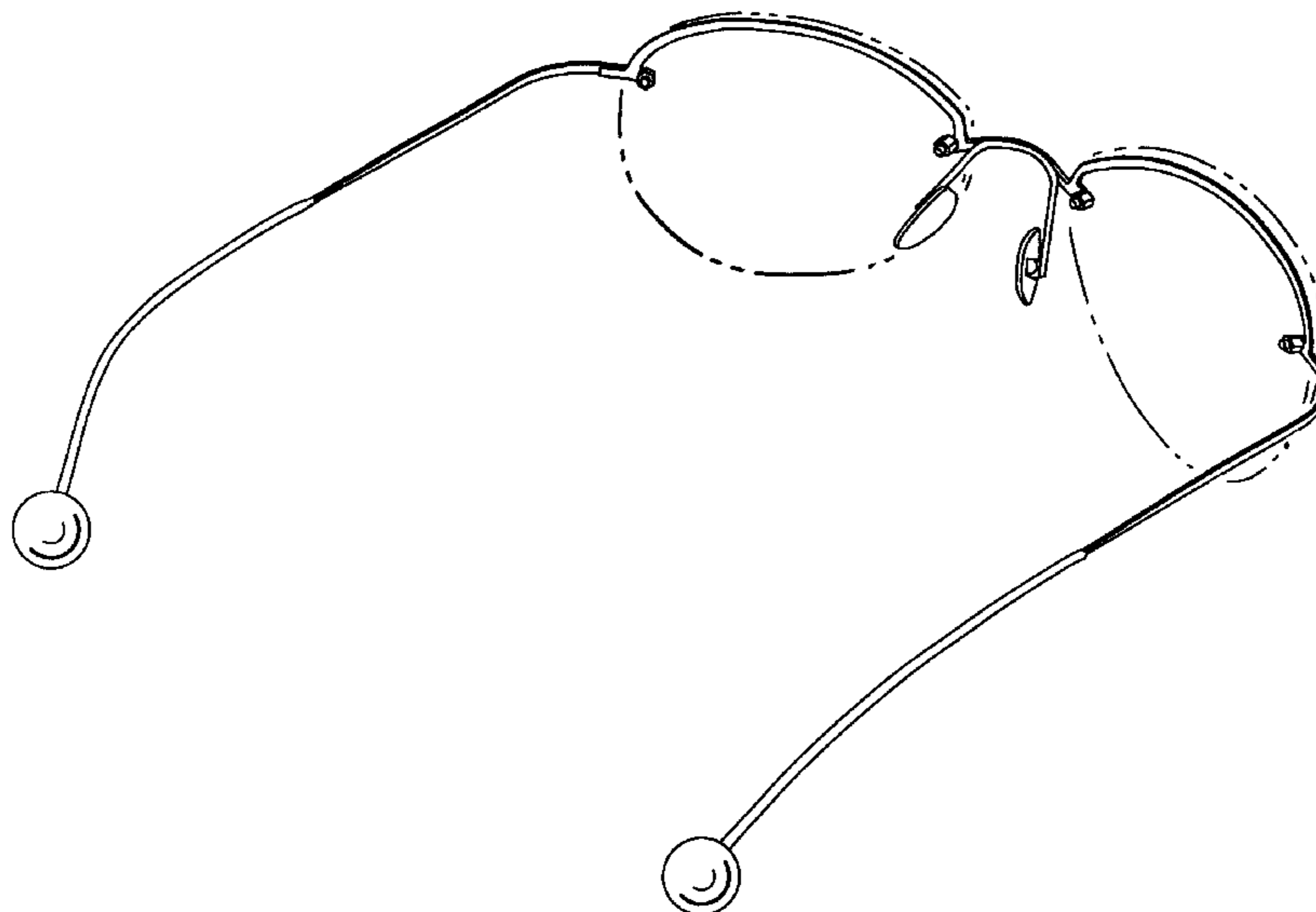
(57) **CLAIM**

The eyeglasses, as shown and described.

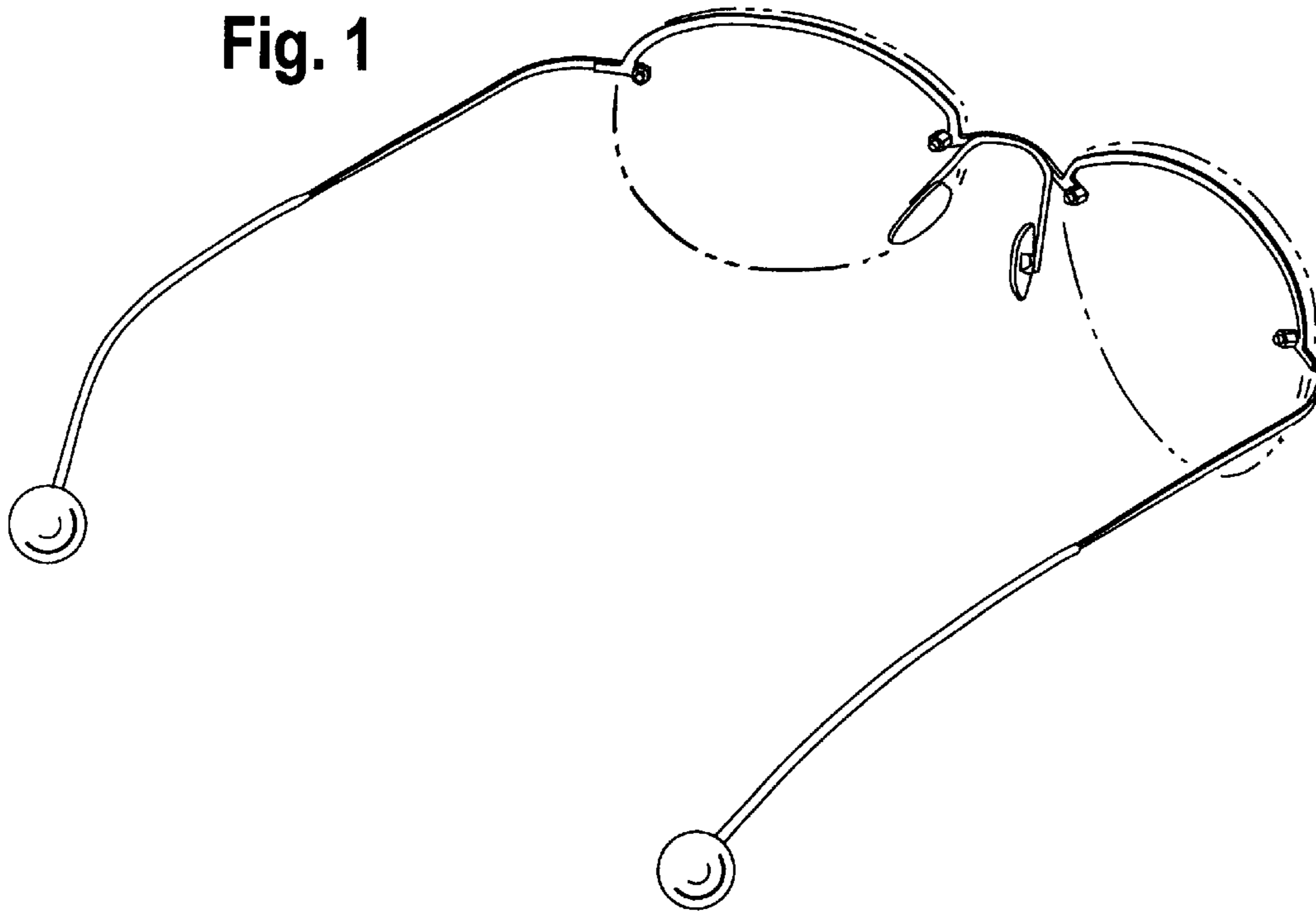
**DESCRIPTION**

FIG. 1 is a perspective view of the eyeglasses of the claimed design;  
FIG. 2 is a top view of the eyeglasses of FIG. 1 of the claimed design;  
FIG. 3 is a front elevational view of the eyeglasses of FIG. 1 of the claimed design;  
FIG. 4 is a side elevational view of the eyeglasses of FIG. 1 of the claimed design;  
FIG. 5 is a bottom view of the eyeglasses of FIG. 1 of the claimed design;  
FIG. 6 is a rear elevational view of the eyeglasses of FIG. 1 of the claimed design; and,  
FIG. 7 is a perspective view of the eyeglasses of FIG. 1 of the claimed design shown in a folded orientation.  
The broken line showing of the glasses is for illustrative purposes only and forms no part of the claimed design.

**1 Claim, 3 Drawing Sheets**



**Fig. 1**



**Fig. 2**

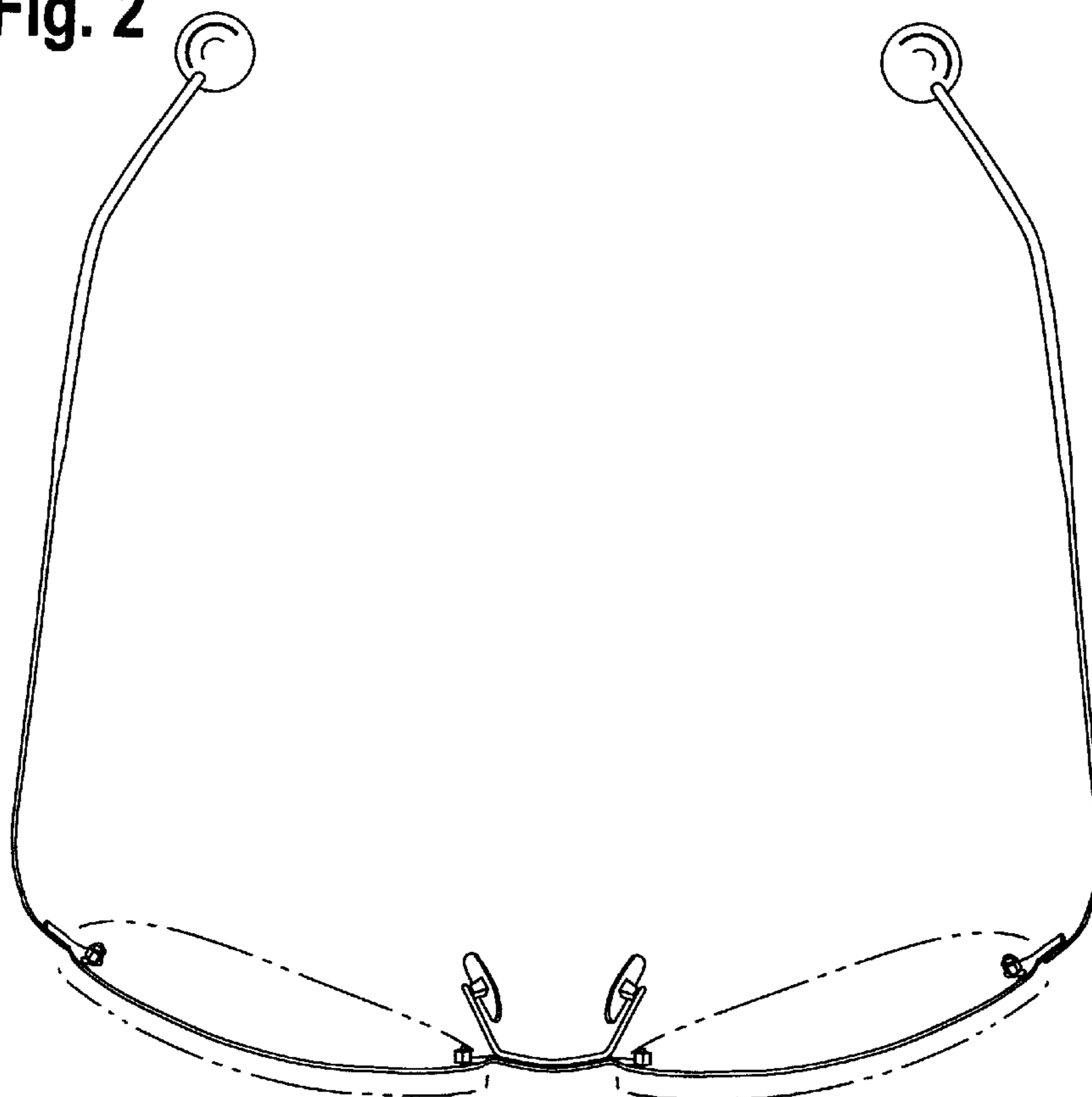


Fig. 3

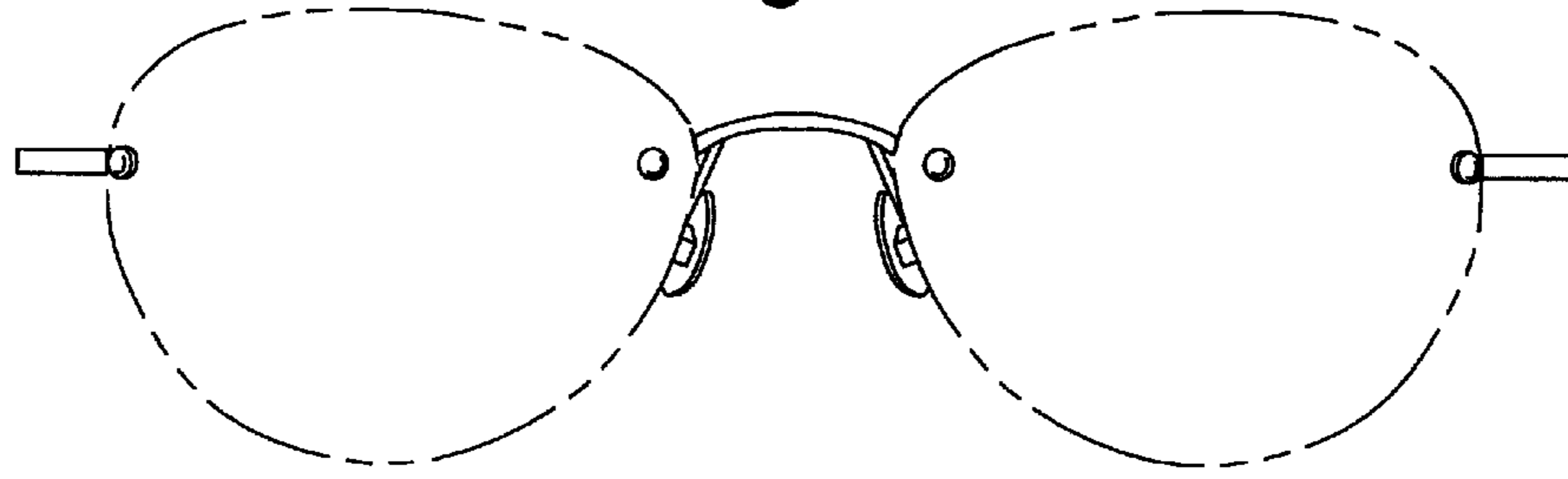


Fig. 4


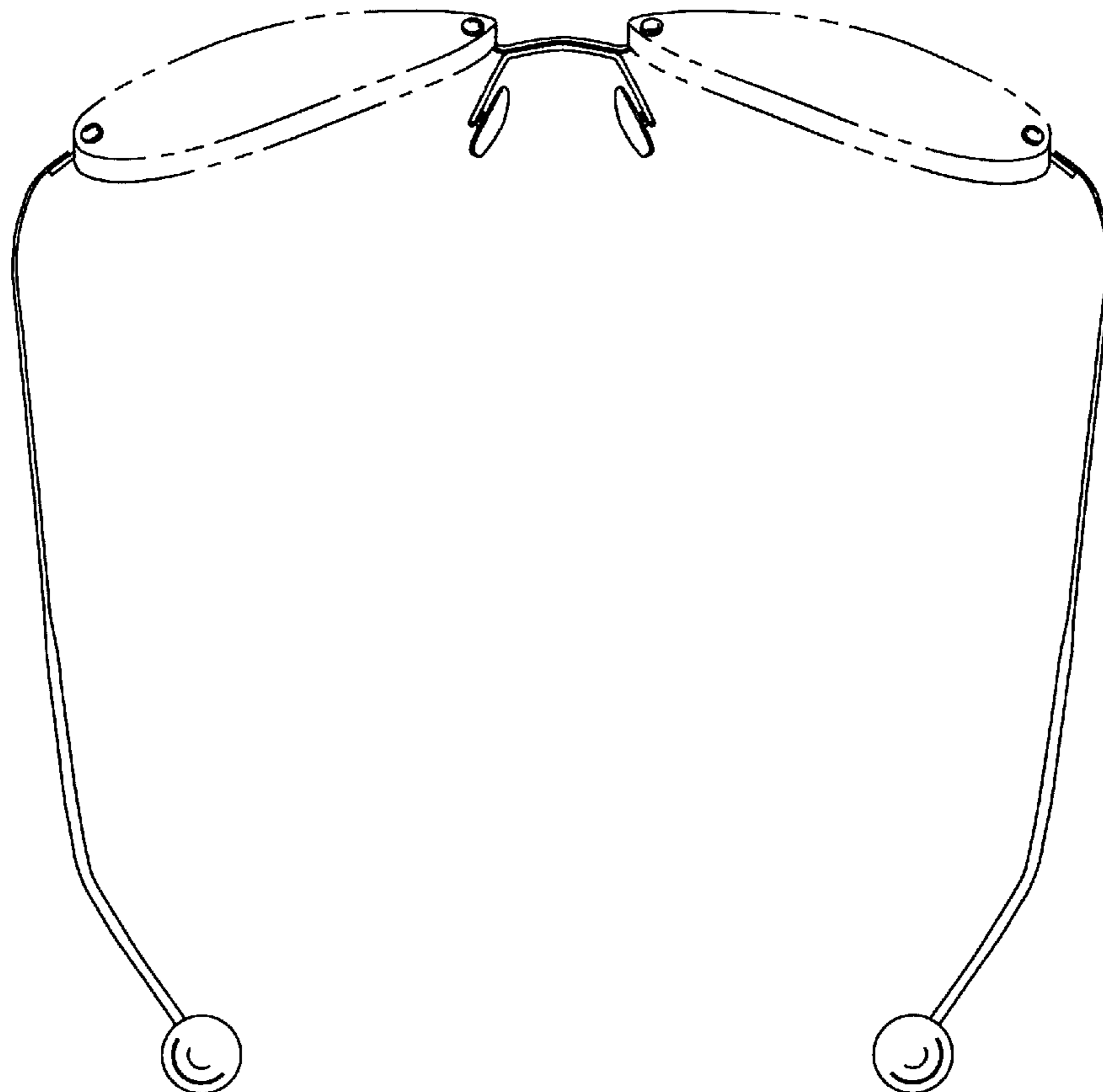
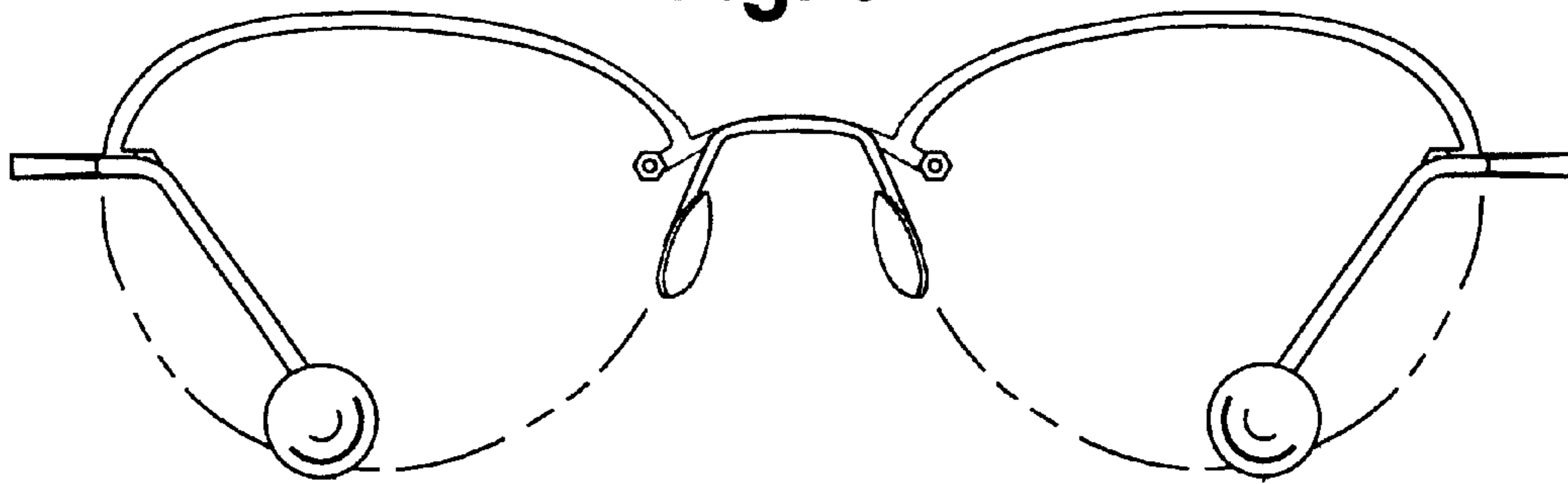


Fig. 5



**Fig. 6**



**Fig. 7**

