



US00D516096S

(12) **United States Design Patent** (10) **Patent No.:** **US D516,096 S**
Bergman et al. (45) **Date of Patent:** **** Feb. 28, 2006**

(54) **CONTROL ARM FOR A MATERIALS HANDLING VEHICLE**

(75) Inventors: **Brent A. Bergman**, Yorkshire, OH (US); **Todd M. Fullenkamp**, Ft. Recovery, OH (US); **Michael P. Gallagher**, Greenville, OH (US); **Kevin A. Gilliland**, Coldwater, OH (US); **Robert J. Henshaw**, Newnan, GA (US); **Leroy M. Kluver**, Celina, OH (US); **Russell J. Kroll**, Atlanta, GA (US); **Philip D. Palermo**, Marietta, GA (US); **Steven R. Pulskamp**, New Bremen, OH (US); **Craig J. Rekow**, Troy, OH (US); **Douglas J. Rinderle**, St. Henry, OH (US); **Adam M. Ruppert**, Wapakoneta, OH (US)

(73) Assignee: **Crown Equipment Corporation**, New Bremen, OH (US)

(**) Term: **14 Years**

(21) Appl. No.: **29/213,794**

(22) Filed: **Sep. 23, 2004**

(51) **LOC (8) Cl.** **15-03**

(52) **U.S. Cl.** **D15/28**

(58) **Field of Classification Search** D15/28, D15/33, 30, 17, 22-26, 10; D21/329; 180/315, 180/326, 332, 333, 329, 331; 74/491, 469, 74/471 R, 471 XY; 297/411.36, 217.3
See application file for complete search history.

(56) **References Cited**

U.S. PATENT DOCUMENTS

4,200,166 A * 4/1980 Hansen 180/315

4,478,308 A * 10/1984 Klaassen 180/326
4,702,520 A * 10/1987 Whisler et al. 297/411.36
4,895,040 A * 1/1990 Soederberg 74/491
D405,581 S 2/1999 Henshaw et al.
5,924,515 A * 7/1999 Stauffer 180/326
5,938,282 A * 8/1999 Epple 297/217.3
D420,685 S * 2/2000 Muranen D15/30
D427,207 S * 6/2000 Altmann et al. D15/28
D427,208 S * 6/2000 Altmann et al. D15/28
6,082,212 A 7/2000 Bergman et al.
D463,458 S * 9/2002 Arthur et al. D15/28
D463,459 S * 9/2002 Tamaru et al. D15/28
D497,394 S * 10/2004 Svanson et al. D21/329

OTHER PUBLICATIONS

Catalog page illustrating a control arm, Dec. 10, 2004.
Crown specification brochure No. SF14166 Aug. 2002
entitled Crown RR 5200 Series, Copyright 2002.

* cited by examiner

Primary Examiner—Stella Reid
Assistant Examiner—Mark A. Goodwin
(74) *Attorney, Agent, or Firm*—Stevens & Showalter LLP

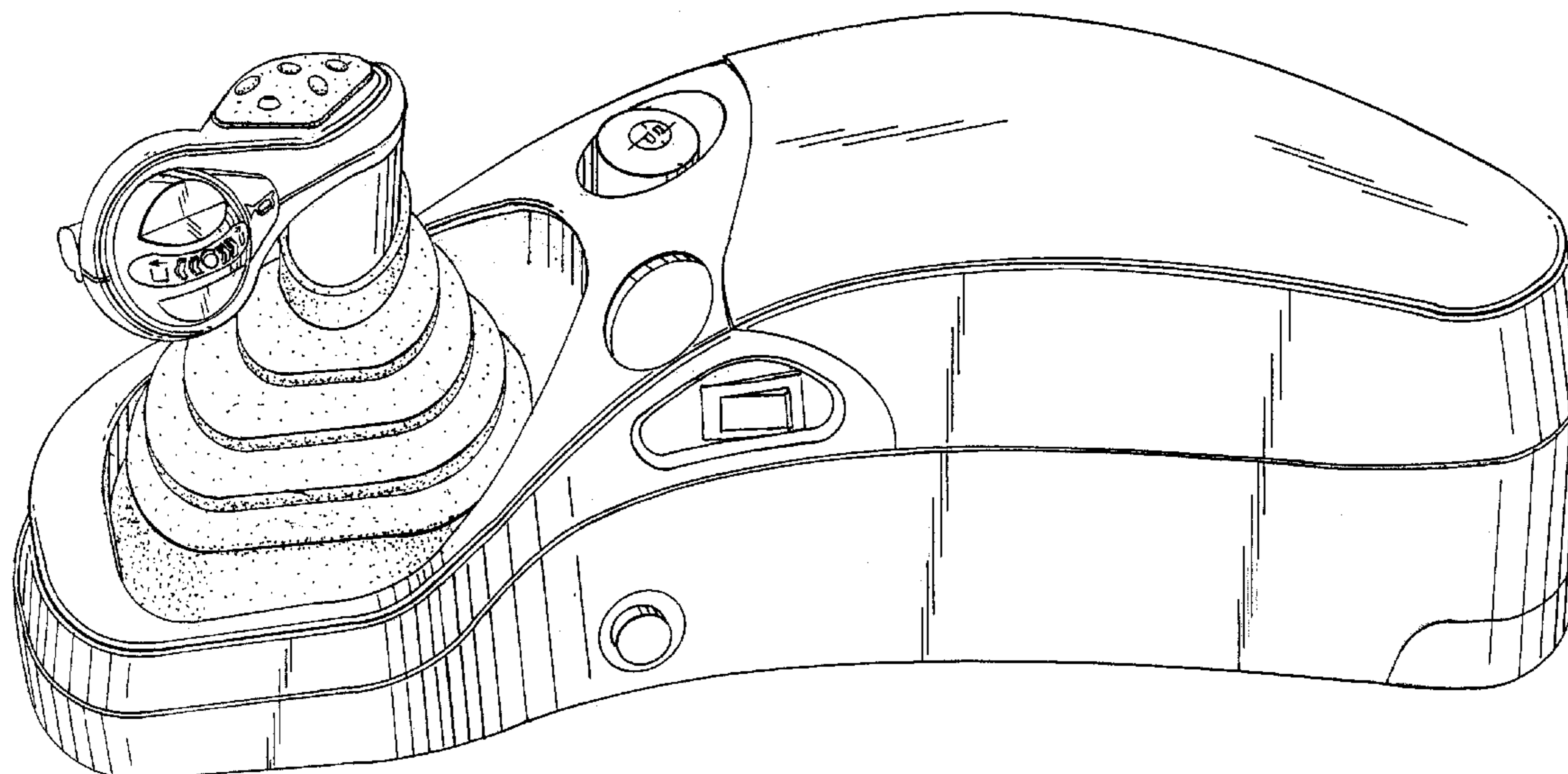
(57) **CLAIM**

The ornamental design for a control arm for a materials handling vehicle, as shown and described.

DESCRIPTION

FIG. 1 is a perspective view of a control arm for a materials handling vehicle showing our new design;
FIG. 2 is a left side elevational view thereof;
FIG. 3 is a right side elevational view thereof;
FIG. 4 is a top view thereof;
FIG. 5 is a front elevational view thereof; and,
FIG. 6 is a back elevational view thereof.
The bottom of the control arm is plain and unornamented.

1 Claim, 5 Drawing Sheets



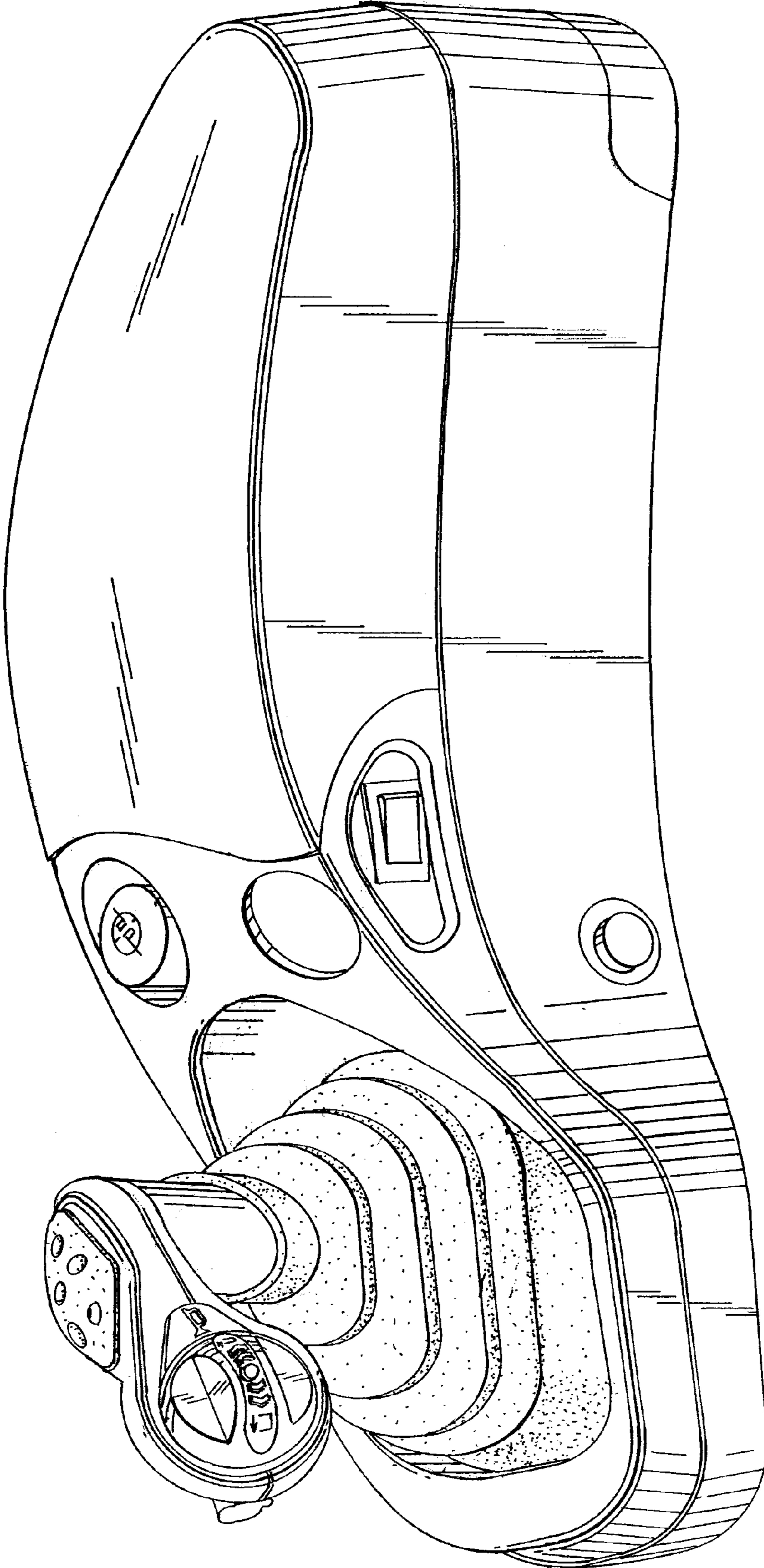


FIG.1

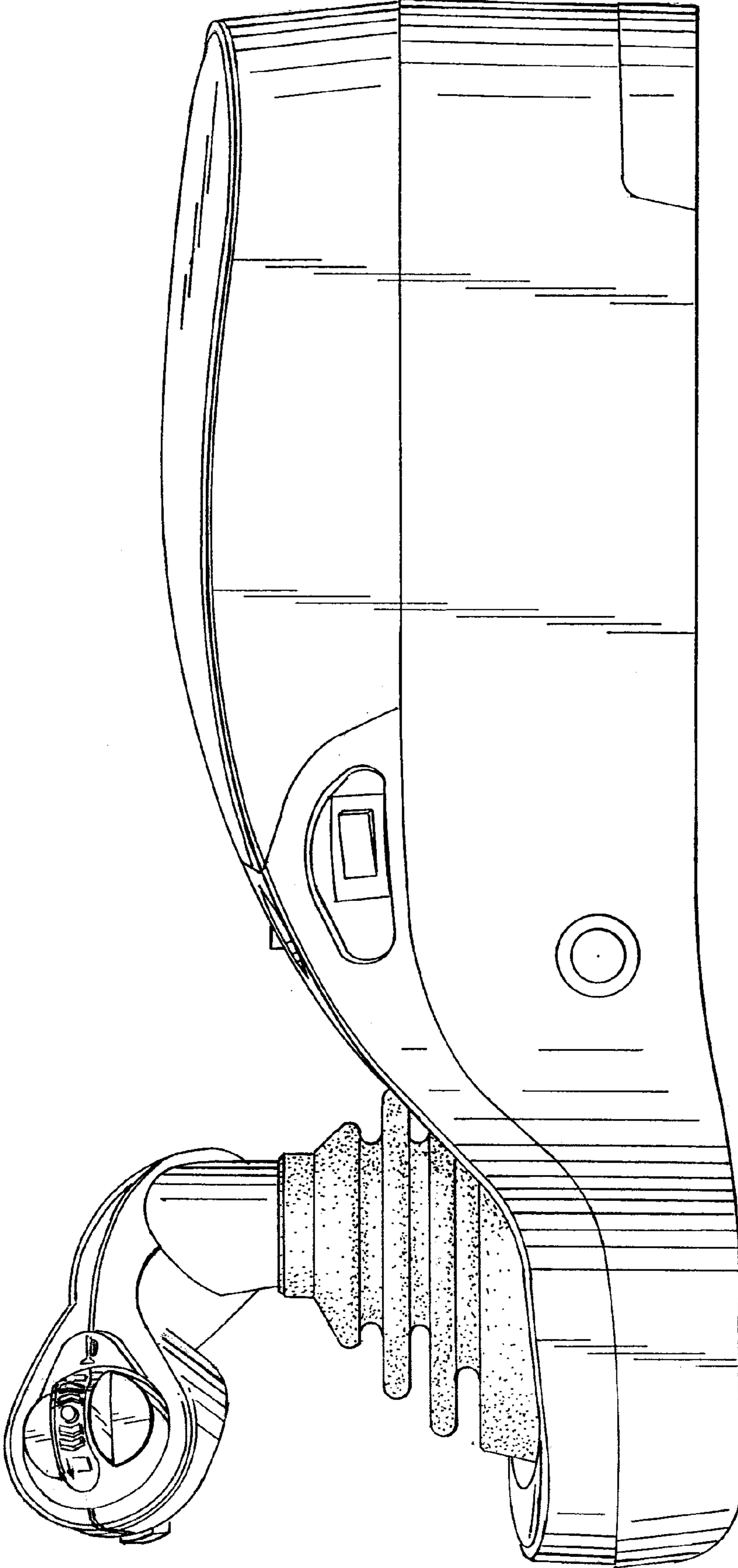


FIG. 2

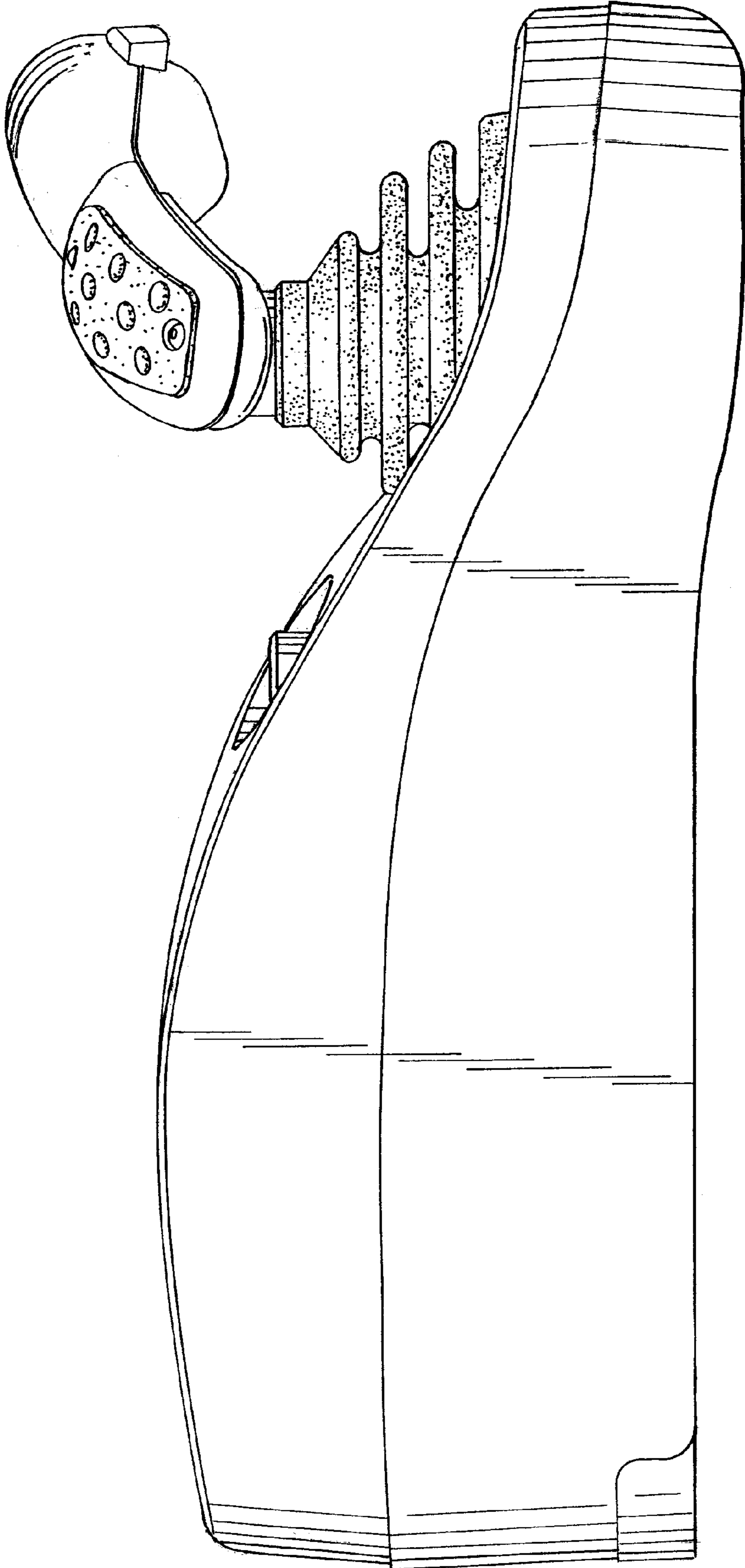


FIG. 3

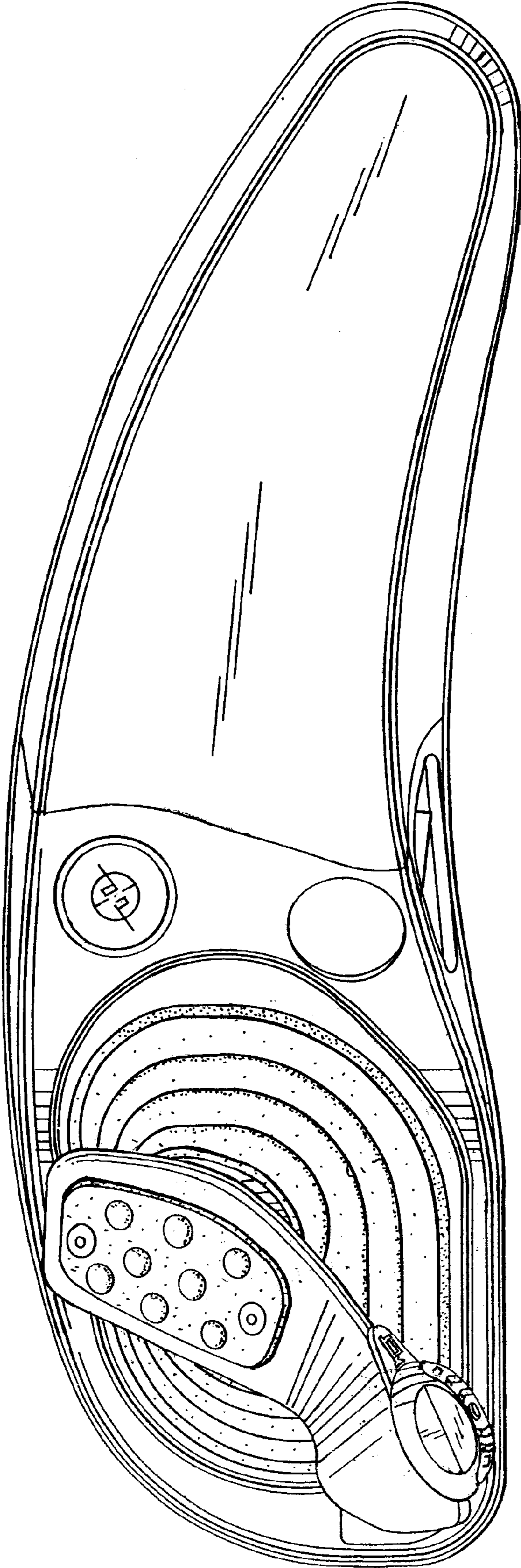


FIG. 4

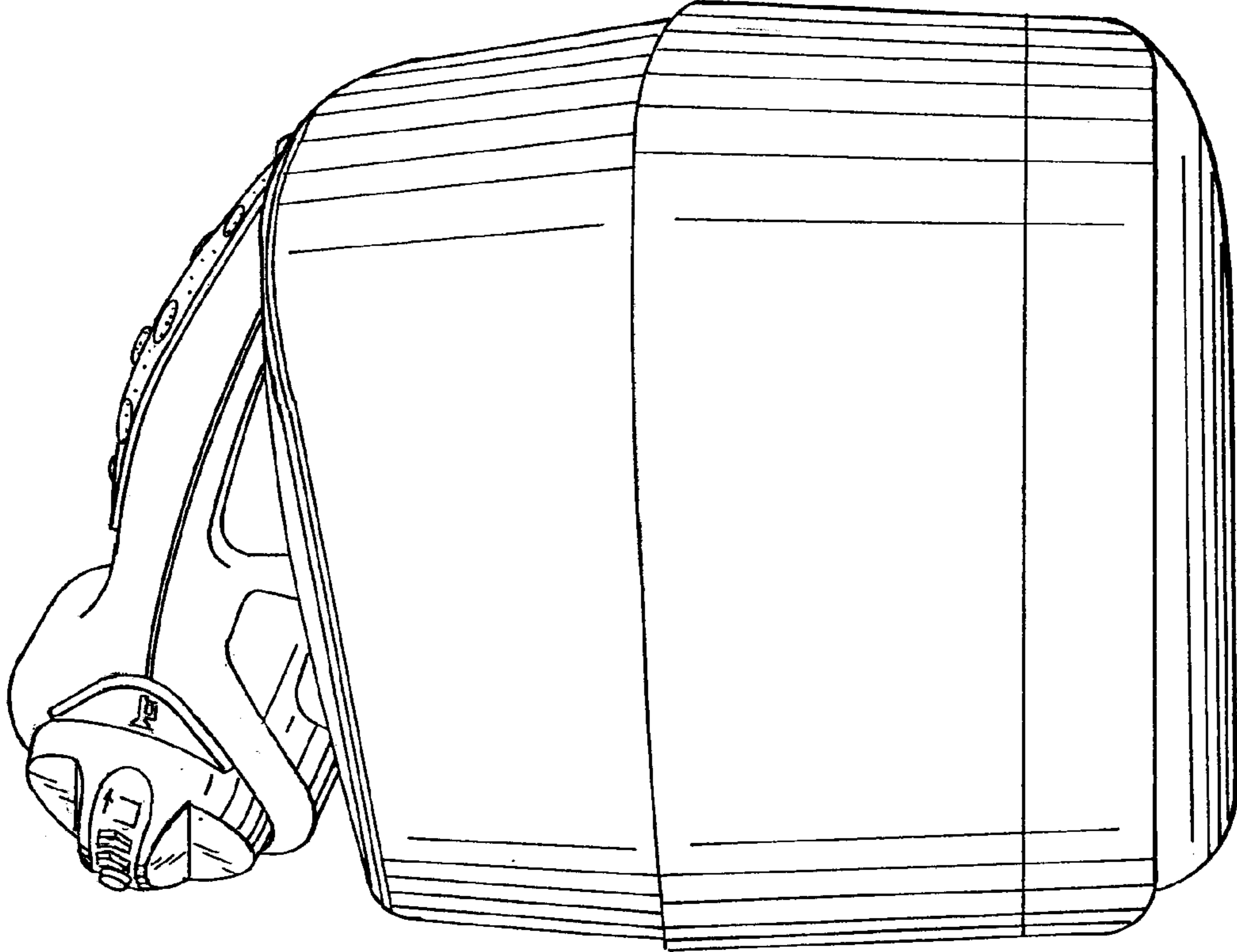


FIG.6

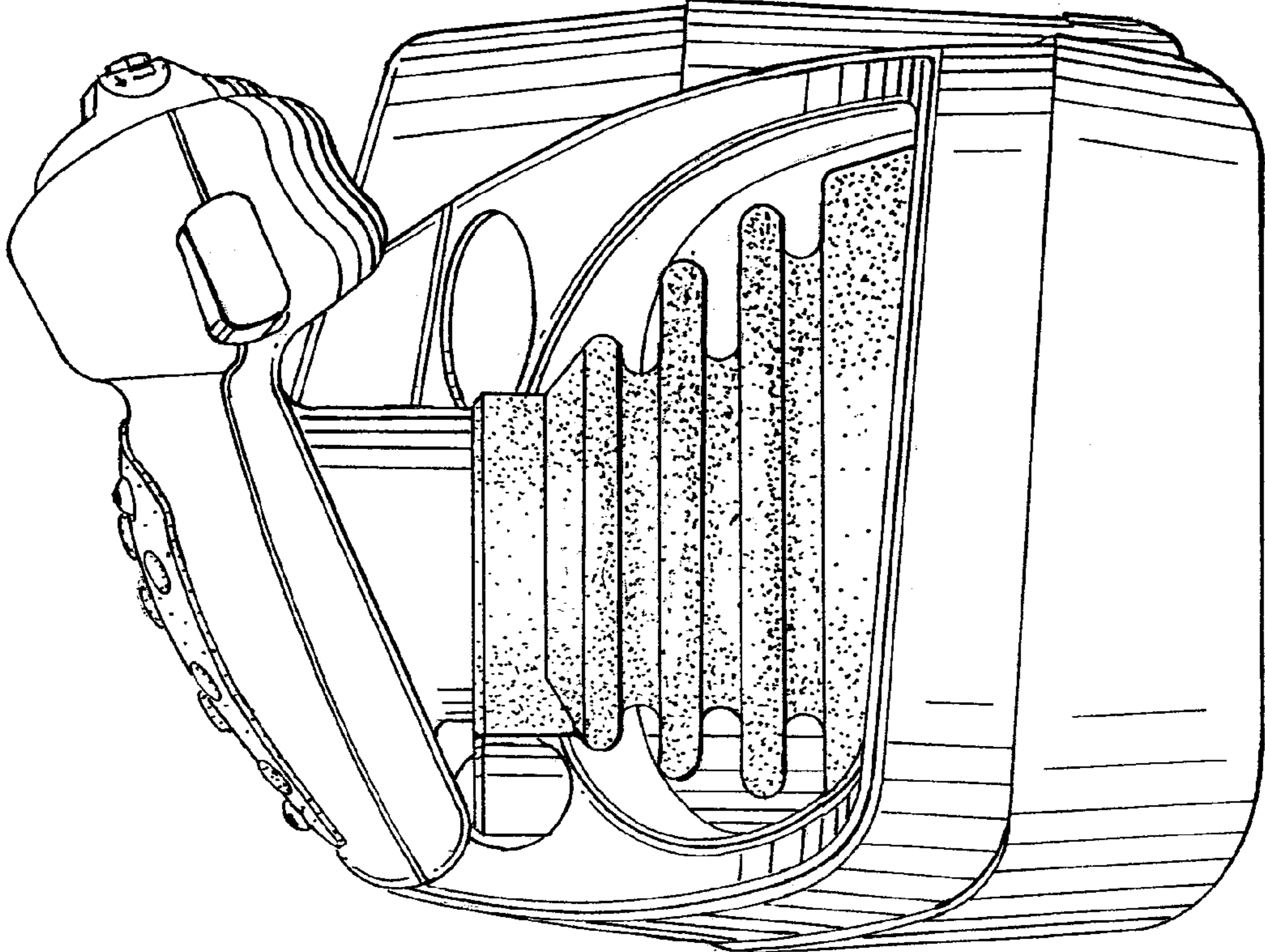


FIG.5