



US00D516088S

(12) **United States Design Patent**  
**Kortyna et al.**

(10) **Patent No.:** **US D516,088 S**

(45) **Date of Patent:** **\*\* Feb. 28, 2006**

(54) **PUMP SEAL PLATE**

(75) Inventors: **Robert L. Kortyna**, Janesville, WI  
(US); **Donna Owen**, Burlington, WI  
(US)

(73) Assignee: **Sta-Rite Industries, Inc.**, Delavan, WI  
(US)

(\*\*) Term: **14 Years**

(21) Appl. No.: **29/210,124**

(22) Filed: **Jul. 27, 2004**

(51) **LOC (8) Cl.** ..... **15-02**

(52) **U.S. Cl.** ..... **D15/7**

(58) **Field of Classification Search** ..... D15/7-9;  
417/321, 410.1, 413.1, 415, 423.3, 486, 521,  
417/534, 435, 13, 44.9; 415/148; 92/98 R  
See application file for complete search history.

(56) **References Cited**

**U.S. PATENT DOCUMENTS**

D205,691 S \* 9/1966 Ruliffson ..... D15/7  
4,817,503 A \* 4/1989 Yamada ..... 92/98 R

D353,600 S \* 12/1994 Glass ..... D15/7  
D384,677 S \* 10/1997 Wunner et al. .... D15/7  
D443,281 S \* 6/2001 Sodergard ..... D15/7  
D490,819 S \* 6/2004 Wahlberg ..... D15/7  
D500,325 S \* 12/2004 Reynolds et al. .... D15/7  
D506,477 S \* 6/2005 Chu et al. .... D15/9

\* cited by examiner

*Primary Examiner*—Ralf Seifert

(74) *Attorney, Agent, or Firm*—Michael Best & Friedrich  
LLP

(57) **CLAIM**

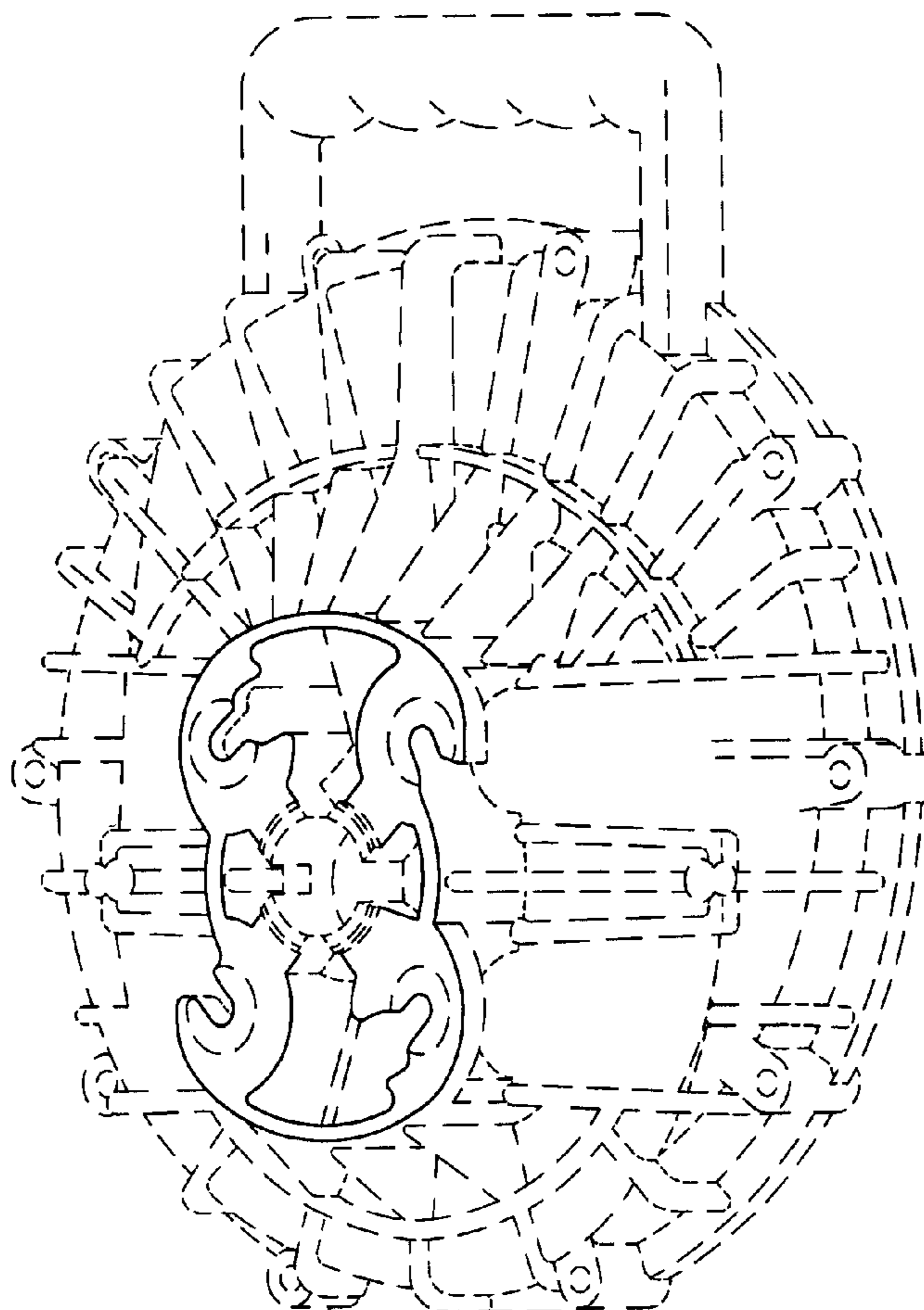
The ornamental design for a pump seal plate, as shown and described.

**DESCRIPTION**

FIG. 1 is an isometric view of a pump seal plate constructed in accordance with an embodiment of the present invention; and, FIG. 2 is a front view of the pump seal plate shown in FIG. 1.

It being understood that the broken lines are for illustrative purposes only and form no part of the claimed design.

**1 Claim, 2 Drawing Sheets**



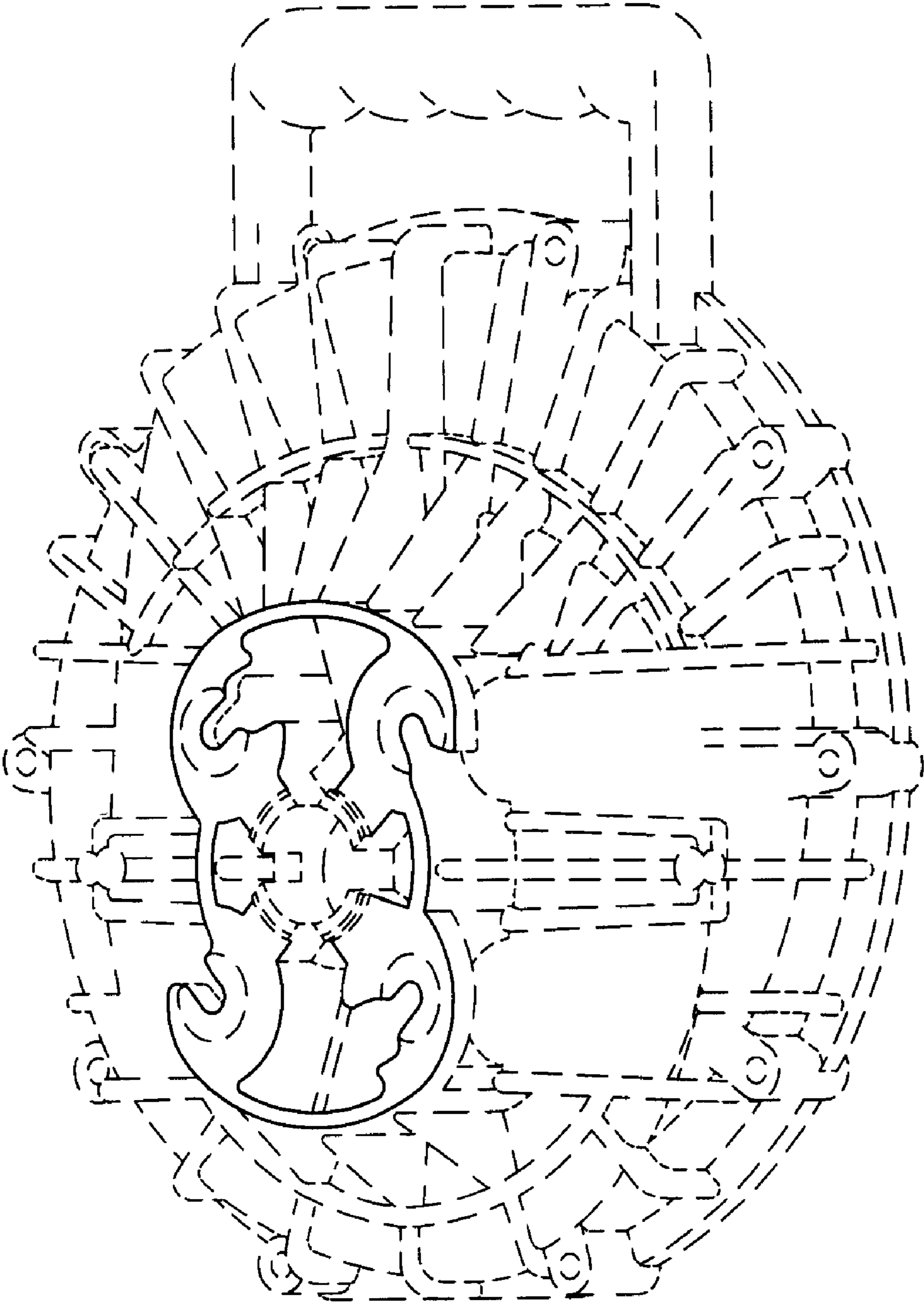
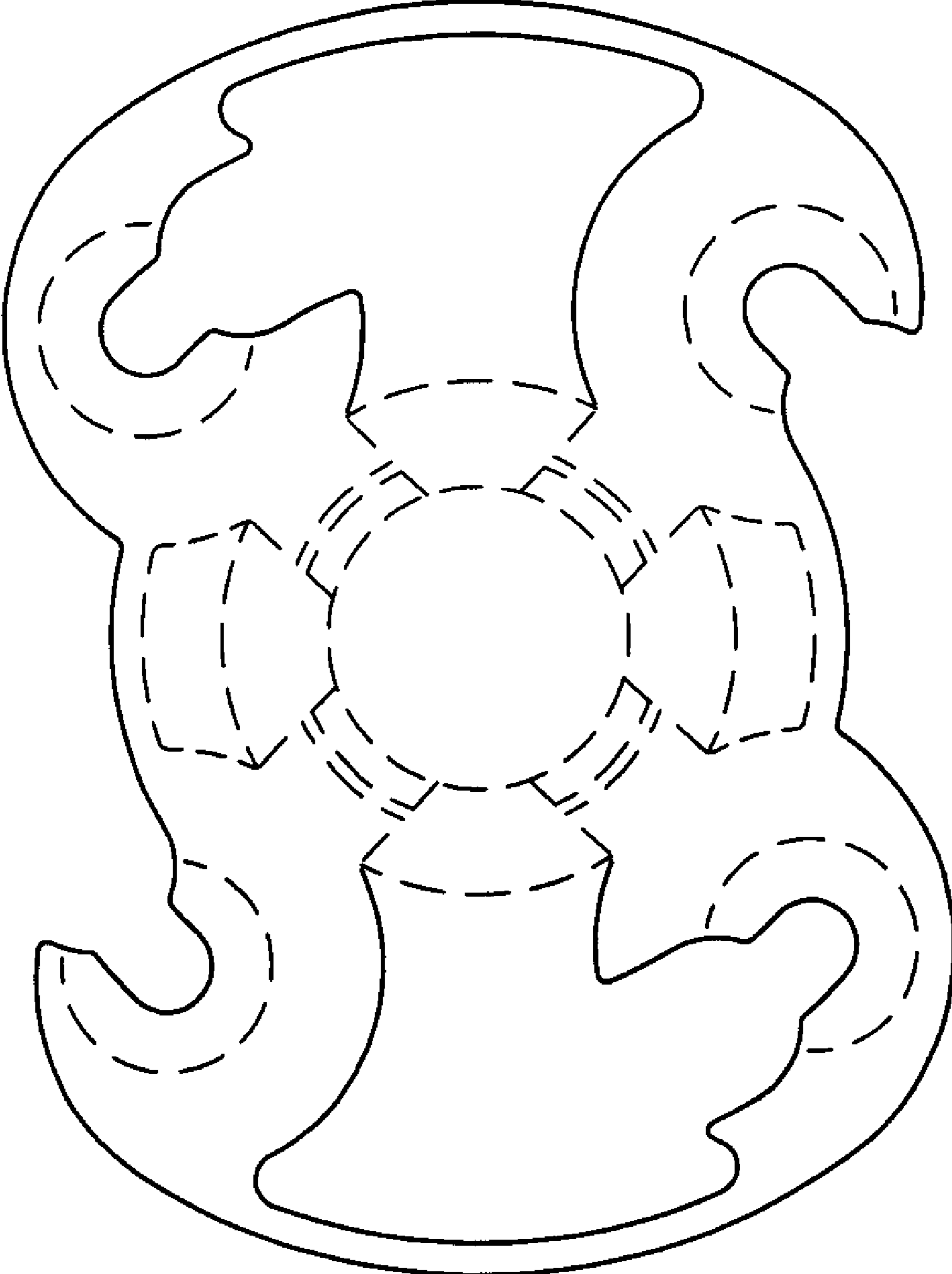


FIG. 1



**FIG. 2**