



US00D516072S

(12) **United States Design Patent** (10) **Patent No.:** **US D516,072 S**
Lutnick et al. (45) **Date of Patent:** **** Feb. 28, 2006**

(54) **FULLY CONFIGURABLE TRADING KEYBOARD**

6,850,907 B2 2/2005 Lutnick et al.

OTHER PUBLICATIONS

(75) Inventors: **Howard W. Lutnick**, New York, NY (US); **Joseph Noviello**, New York, NY (US)

Photographs of an eSpeed, Inc. trading keyboard (May 9, 2003).

Photographs of a Cantor Fitzgerald trading keyboard (May 9, 2003).

(73) Assignee: **eSpeed, Inc.**, New York, NY (US)

Photographs of a BrokerTec USA, LLC trading keyboard (May 9, 2003).

(**) Term: **14 Years**

* cited by examiner

(21) Appl. No.: **29/205,243**

Primary Examiner—Freda S. Nunn

(22) Filed: **May 10, 2004**

(74) *Attorney, Agent, or Firm*—Fish & Neave IP Group
Ropes & Gray LLP; Hassan Albakri

(51) **LOC (8) Cl.** **14-02**

(52) **U.S. Cl.** **D14/396**

(58) **Field of Classification Search** D14/391–394,
D14/396, 398, 399; D18/1, 2, 7; 200/5 A,
200/5 R, 6 A, 6 R; 235/145 A, 145 R; 345/160,
345/168; 341/22, 23; 400/484–486, 488,
400/489, 492; 178/17 A, 17 C

See application file for complete search history.

(57) **CLAIM**

The ornamental design for a fully configurable trading keyboard, as shown and described.

DESCRIPTION

FIG. 1 is a top view thereof;
FIG. 2 is a front view thereof;
FIG. 3 is a left side thereof;
FIG. 4 is a right side thereof; and,
FIG. 5 is a rear view thereof.

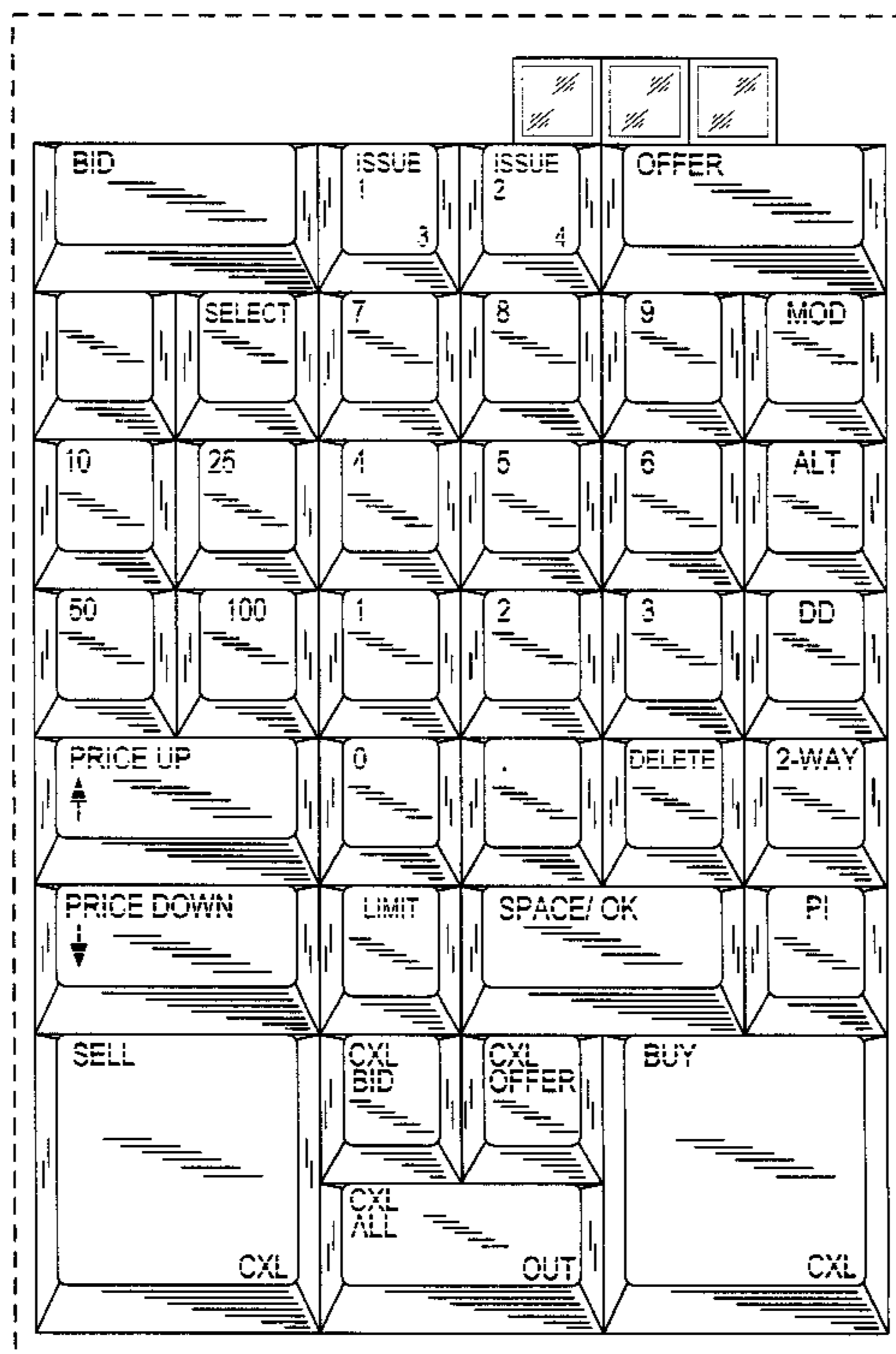
The design has a flat bottom that is unornamented and a view thereof is omitted from the specification. The subject matter shown in broken line represents unclaimed environmental structure which is shown for illustrative purposes and forms no part of the claimed design.

(56) **References Cited**

U.S. PATENT DOCUMENTS

3,541,526 A	*	11/1970	Groth et al.	345/168
D225,858 S		1/1973	Kline	D26/5
D308,693 S		6/1990	Sakaguchi et al.	D18/7
D327,057 S		6/1992	Gosch	D14/115
D335,660 S		5/1993	Busch	D14/115
5,367,298 A		11/1994	Axthelm	341/22
5,905,974 A		5/1999	Fraser et al.	705/37
D491,944 S		6/2004	Lutnick et al.	D14/396

1 Claim, 3 Drawing Sheets



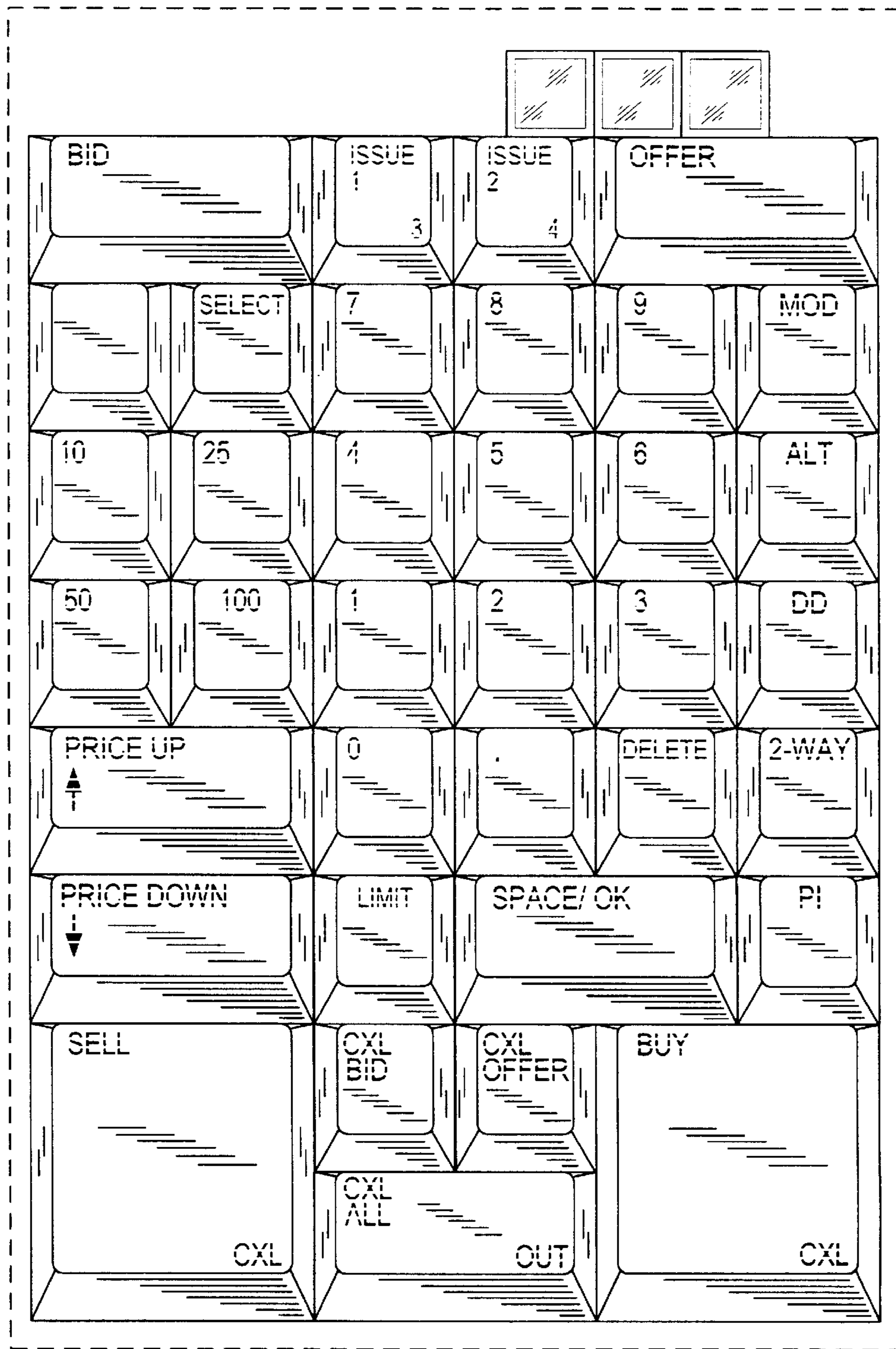


FIG. 1




FIG. 2



FIG. 3

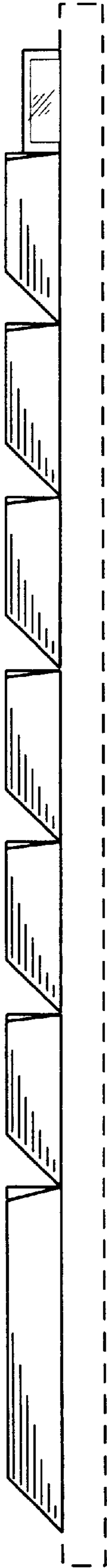


FIG. 4

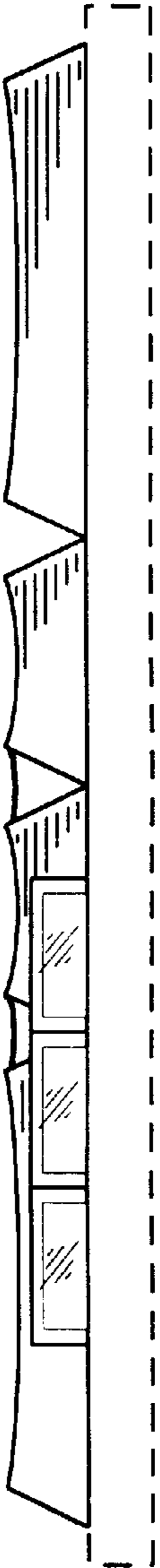


FIG. 5