



US00D516071S

(12) **United States Design Patent**
Asadibagheri et al.

(10) **Patent No.: US D516,071 S**
(45) **Date of Patent: ** Feb. 28, 2006**

(54) **PERSONAL COMPUTER KEYBOARD**

(75) Inventors: **Hossein Asadibagheri**, Irvine, CA (US); **Ali Asadibagheri**, Huntington Beach, CA (US); **Mohamad Agha Asadibagheri**, Huntington Beach, CA (US)

(73) Assignee: **Cybernet Manufacturing, Inc.**, Irvine, CA (US)

(**) Term: **14 Years**

(21) Appl. No.: **29/218,673**

(22) Filed: **Dec. 6, 2004**

(51) **LOC (8) Cl. 14-02**

(52) **U.S. Cl. D14/392**

(58) **Field of Classification Search** D14/391, D14/392, 394-396; D18/1, 2, 7; 200/5 A, 200/5 R, 6 A, 6 R; 235/145 A, 145 R; 341/22, 341/23; 345/160, 168; 400/485, 486, 488, 400/489, 492

See application file for complete search history.

(56) **References Cited**

U.S. PATENT DOCUMENTS

D387,051 S * 12/1997 Peng D14/392

D398,003 S * 9/1998 Dingman et al. D14/396
D439,903 S * 4/2001 Kaneko et al. D14/396
D443,270 S * 6/2001 Lo D14/392
D491,181 S * 6/2004 Asadibagheri D14/392

* cited by examiner

Primary Examiner—Freda S. Nunn

(74) *Attorney, Agent, or Firm*—Stetina Brunda Garred & Brucker

(57) **CLAIM**

The ornamental design for a personal computer keyboard, as shown and described.

DESCRIPTION

FIG. 1 is a top plan view of the personal computer keyboard of the present invention showing our new design;

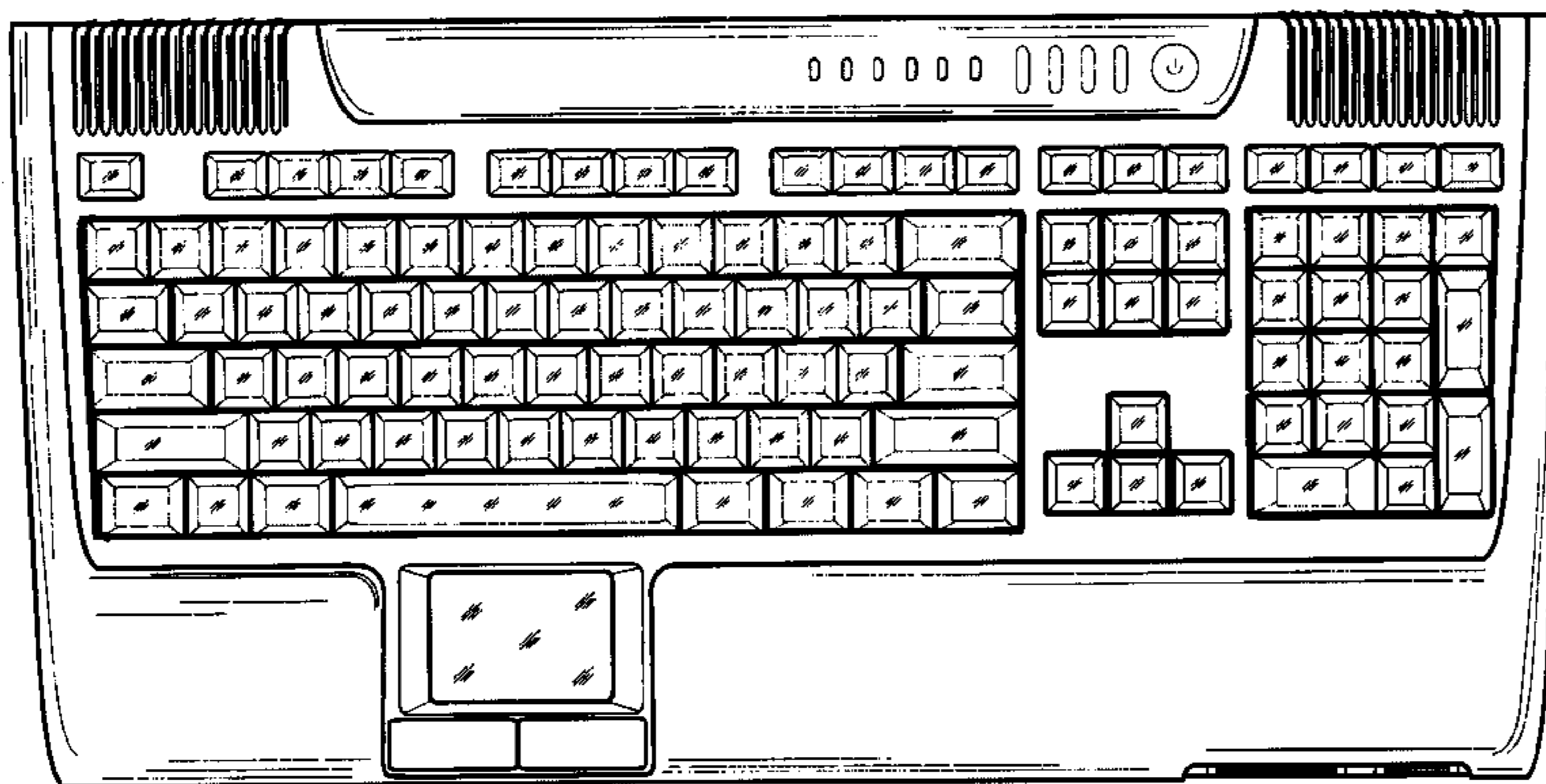
FIG. 2 is a right side elevational view thereof;

FIG. 3 is a left side elevational view thereof;

FIG. 4 front elevational view thereof; and,

FIG. 5 is a back side elevational view thereof.

1 Claim, 3 Drawing Sheets



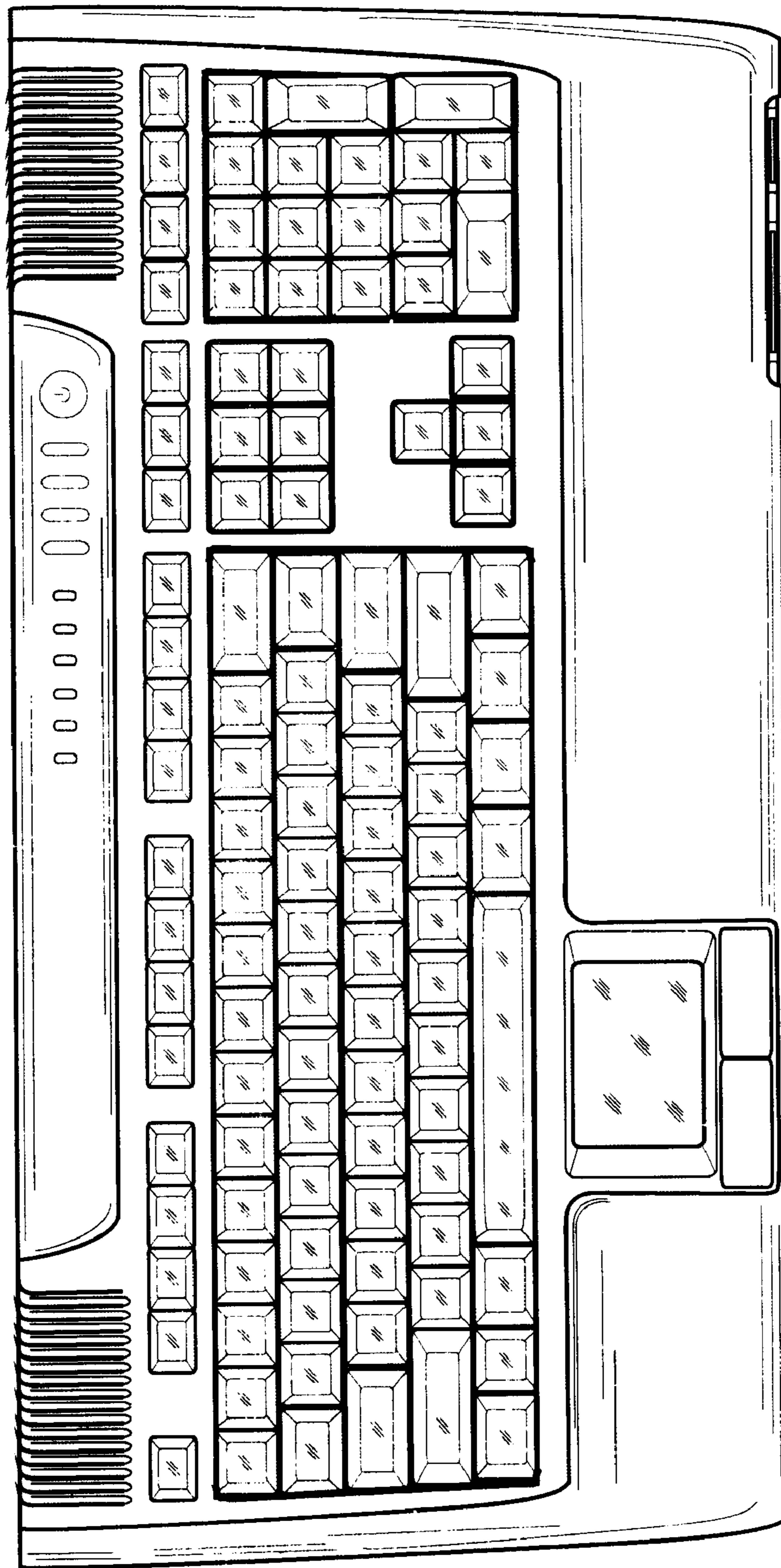


FIGURE 1

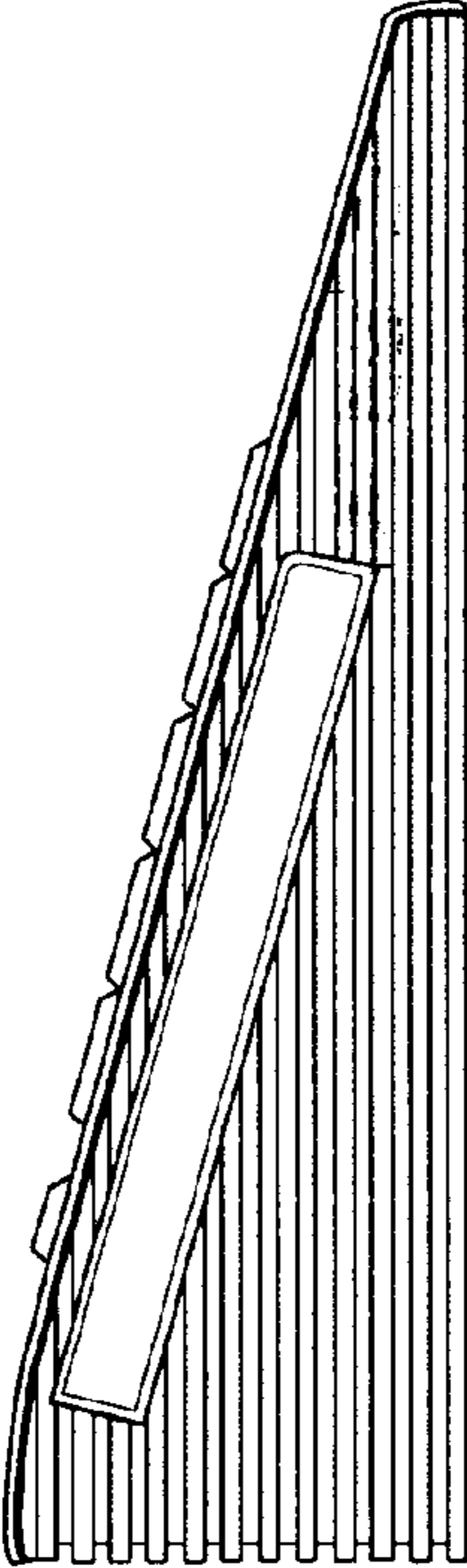


FIGURE 3

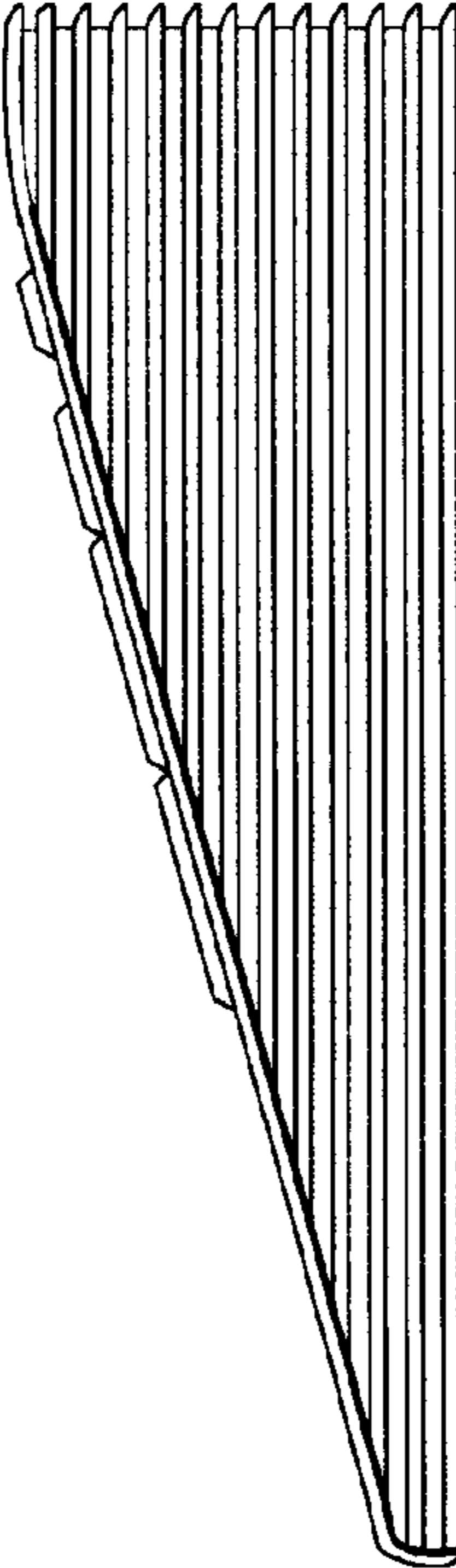


FIGURE 2

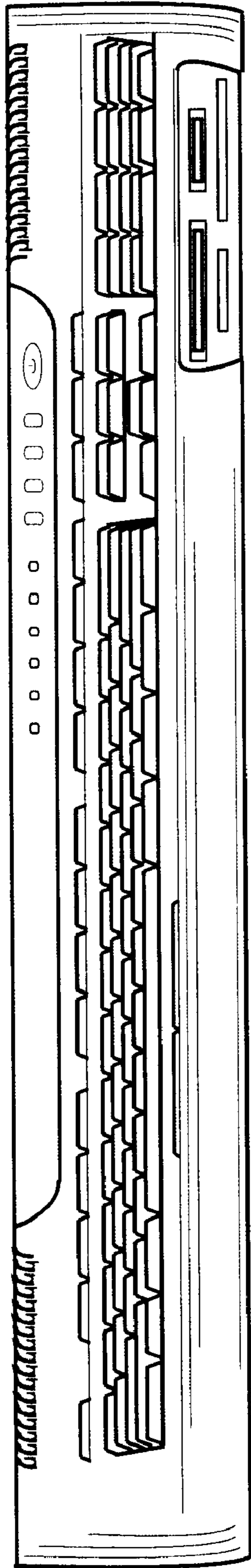


FIGURE 4

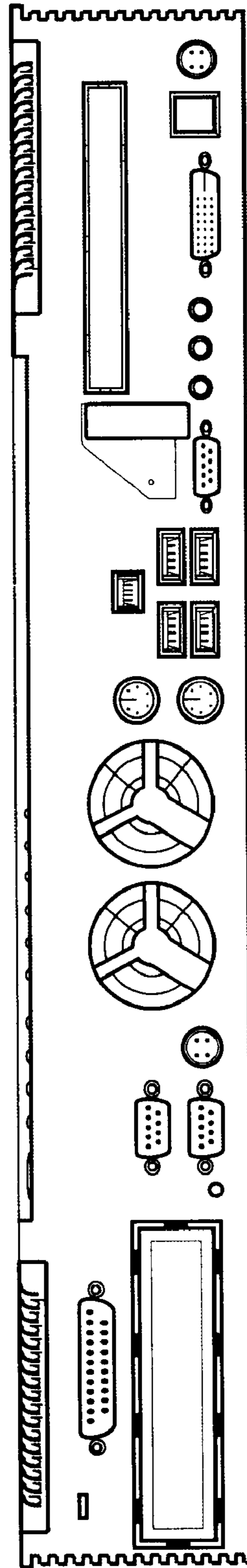


FIGURE 5