



US00D516062S

(12) **United States Design Patent**
Peters

(10) **Patent No.:** **US D516,062 S**
(45) **Date of Patent:** **** Feb. 28, 2006**

(54) **BURNING DEVIL ANTENNA TOPPER**

(76) **Inventor:** **Ronald A. Peters**, 3135 N. Greenbrier Rd., Long Beach, CA (US) 90808

(**) **Term:** **14 Years**

(21) **Appl. No.:** **29/209,178**

(22) **Filed:** **Jul. 12, 2004**

(51) **LOC (8) Cl.** **14-03**

(52) **U.S. Cl.** **D14/232; D11/157**

(58) **Field of Classification Search** D14/137,
D14/138, 230-238, 299, 358; D12/42, 43;
343/700 R-705, 871-908, 795, 840, 711-713,
343/819, 846; 455/90.2, 90.3, 91, 128, 269,
455/344, 347, 562.1; D11/157

See application file for complete search history.

(56) **References Cited**

U.S. PATENT DOCUMENTS

D164,353 S * 8/1951 Brewster D14/230
D427,184 S * 6/2000 Peters D14/232

OTHER PUBLICATIONS

Photo of ancient sculpture in The Louvre.*

Photo of 19th century English sculpture.*

* cited by examiner

Primary Examiner—Louis S. Zarfes

Assistant Examiner—John Windmuller

(74) *Attorney, Agent, or Firm*—Eric Karich

(57) **CLAIM**

The ornamental design for a “burning devil antenna topper,” as shown and described.

DESCRIPTION

FIG. 1 is a top plan view of a burning devil antenna topper, showing my new design;

FIG. 2 is a bottom plan view thereof;

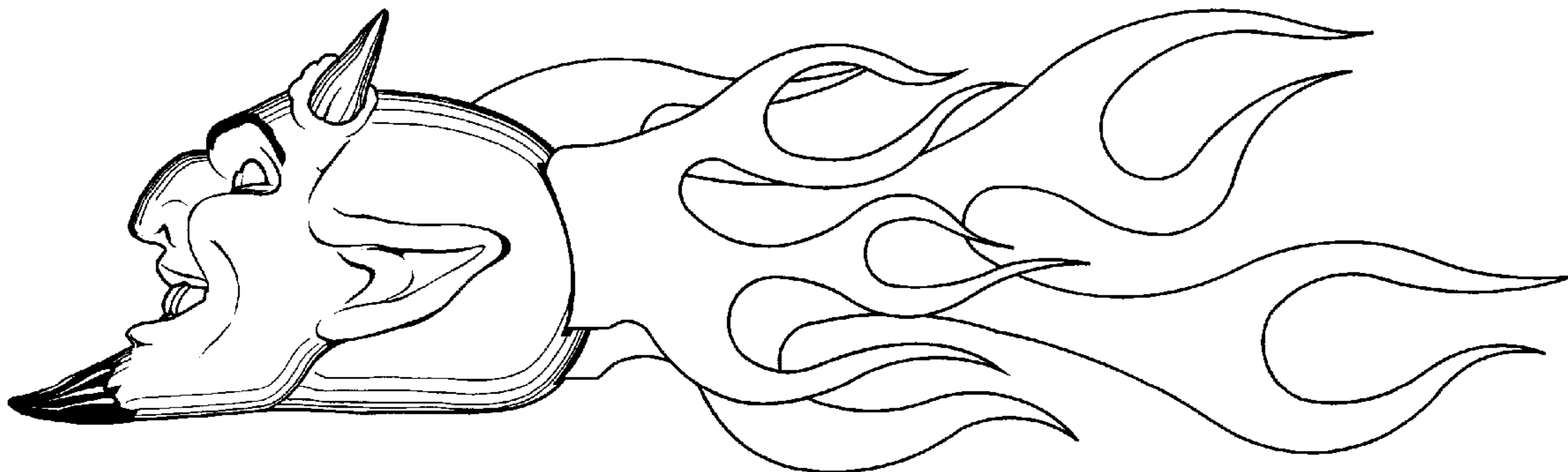
FIG. 3 is a front elevational view thereof;

FIG. 4 is a left side elevational view thereof,

FIG. 5 is a right side elevational view thereof; and,

FIG. 6 is a rear elevational view thereof.

1 Claim, 6 Drawing Sheets



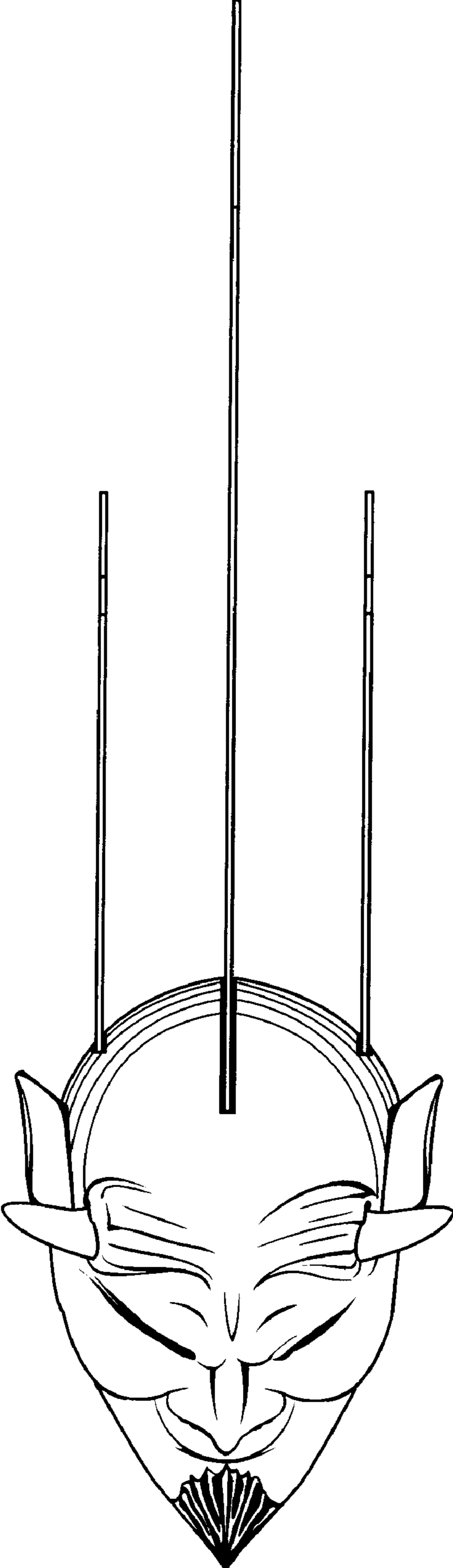


FIG 1.

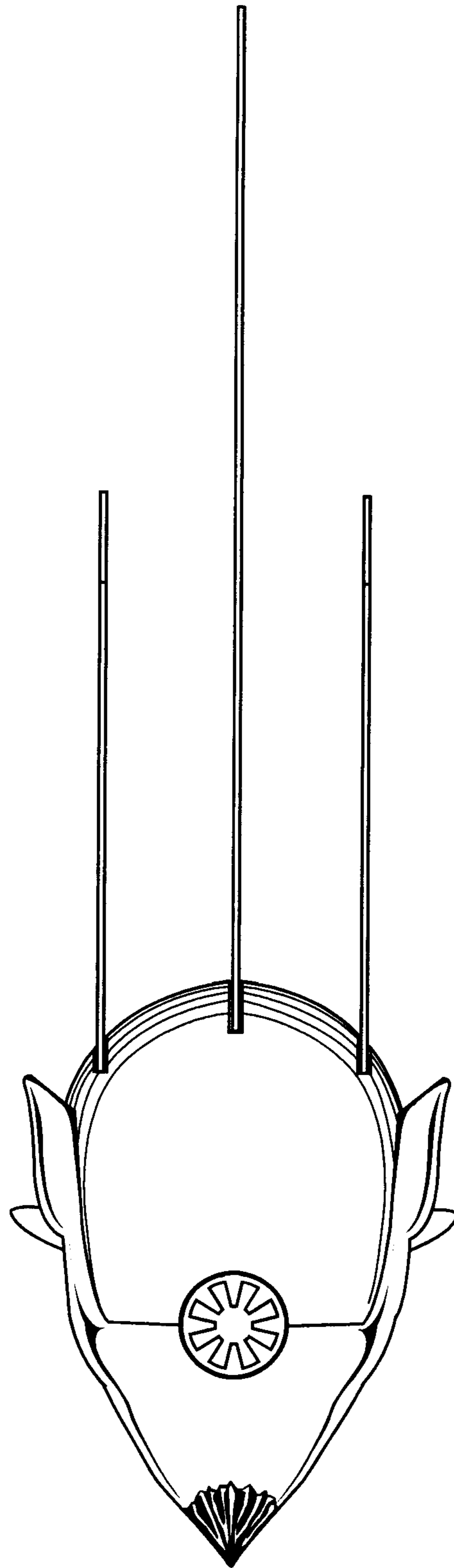


FIG 2.



FIG 3.




FIG 4.




FIG 5.

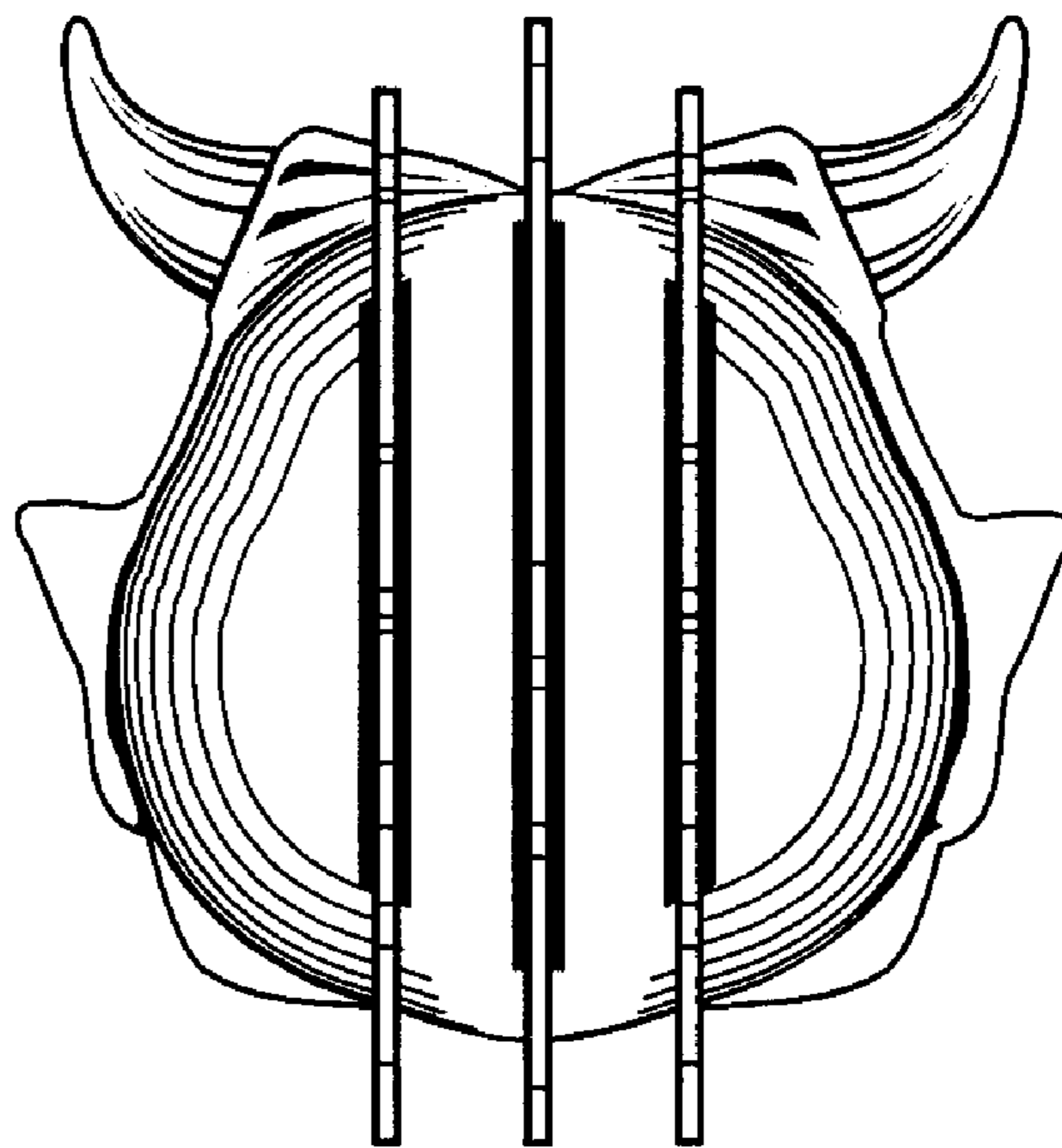


FIG 6.