



US00D516051S

(12) **United States Design Patent**  
**Guerrero**

(10) **Patent No.:** **US D516,051 S**

(45) **Date of Patent:** **\*\* Feb. 28, 2006**

(54) **CD PLAYER**

(76) **Inventor:** **Lydia Guerrero**, 1829 Hudson St.,  
Corpus Christi, TX (US) 78416

(\*\*) **Term:** **14 Years**

(21) **Appl. No.:** **29/210,111**

(22) **Filed:** **Jul. 27, 2004**

(51) **LOC (8) Cl.** ..... **14-01**

(52) **U.S. Cl.** ..... **D14/157**

(58) **Field of Classification Search** ..... D14/135-136,  
D14/156-157, 160-165, 167-168, 192-198,  
D14/188, 217, 257, 258, 445; 360/99.02,  
360/99.07; 369/75.11, 75.21, 77.21, 77.11;  
720/612, 619, 647, 655; 455/344, 347-351  
See application file for complete search history.

6,185,163 B1 2/2001 Bickford et al.  
6,212,555 B1 4/2001 Brooks, Jr. et al.  
D442,935 S 5/2001 Luciano  
6,226,241 B1 5/2001 D'Amato et al.  
D487,073 S \* 2/2004 Hori et al. .... D14/157  
2002/0154576 A1 10/2002 Nagano et al.

**OTHER PUBLICATIONS**

Robert Menta, Sony in-dash unit rips CDs on the fly,  
MP3newswire.net, Jan. 16, 2002.

\* cited by examiner

*Primary Examiner*—Nanda Bondade

(74) *Attorney, Agent, or Firm*—Lawrence J. Gibney, Jr.

(57) **CLAIM**

The ornamental design for a CD player, as shown and  
described.

**DESCRIPTION**


FIG. 1 is a front elevational view of a CD player showing my  
new design;  
FIG. 2 is rear elevational view thereof;  
FIG. 3 is a right side elevational view thereof;  
FIG. 4 is a left side elevational view thereof;  
FIG. 5 is a top plan view thereof; and,  
FIG. 6 is a bottom plan view thereof.

(56) **References Cited**

**U.S. PATENT DOCUMENTS**

D261,136 S \* 10/1981 Yamada et al. .... D14/157  
D276,335 S \* 11/1984 Yoshida ..... D14/157  
D313,023 S \* 12/1990 Kolenda et al. .... D14/258  
5,175,926 A 1/1993 Chapman  
D345,737 S \* 4/1994 Muccioli et al. .... D14/258  
5,862,468 A \* 1/1999 Kim ..... 455/321  
5,959,944 A 9/1999 Dockes et al.  
6,067,278 A 5/2000 Owens et al.

**1 Claim, 4 Drawing Sheets**






FIG. 1

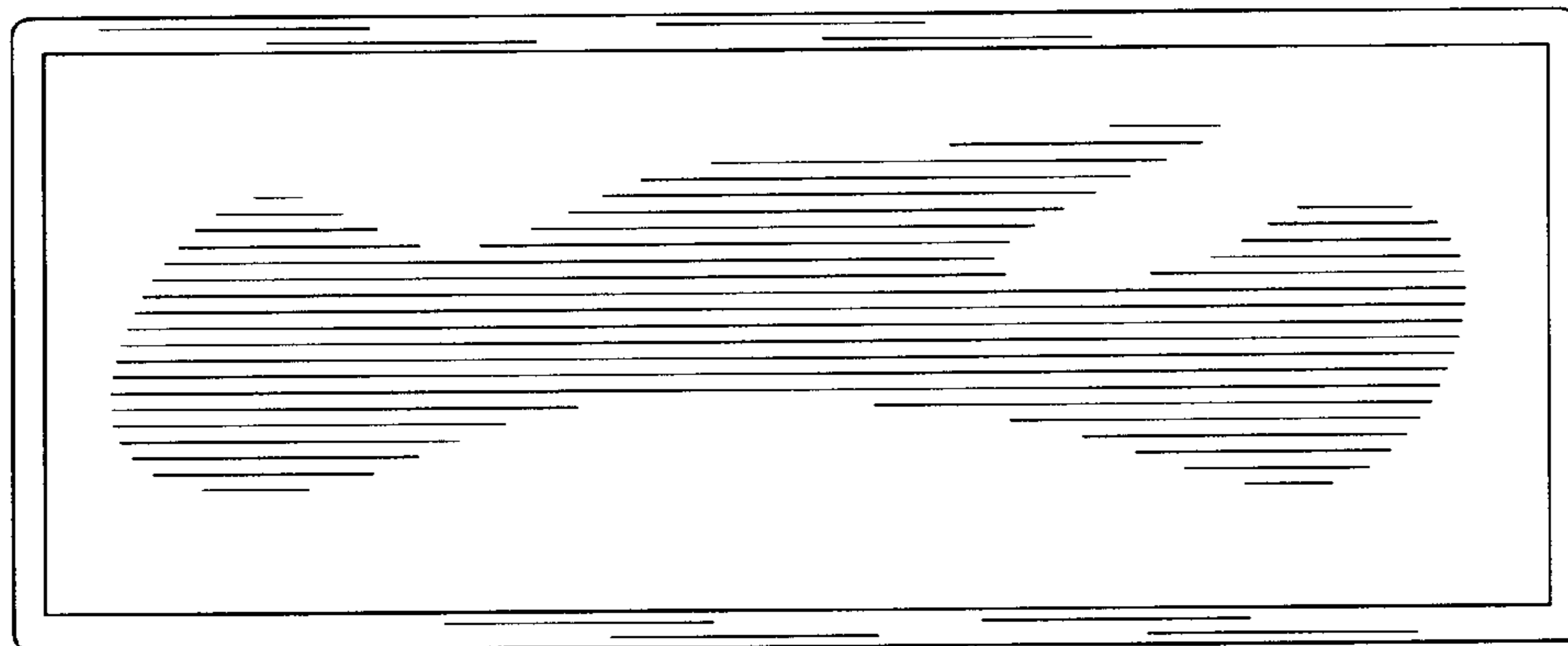


FIG. 2




FIG. 3

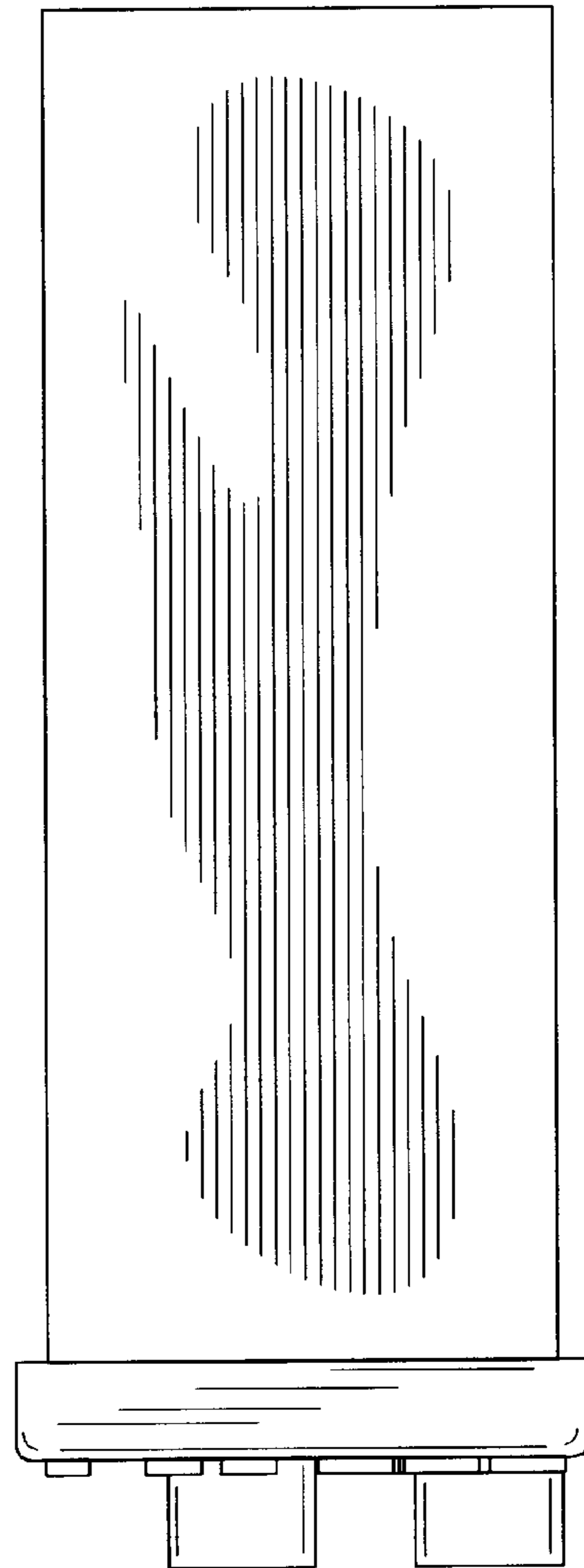


FIG. 4

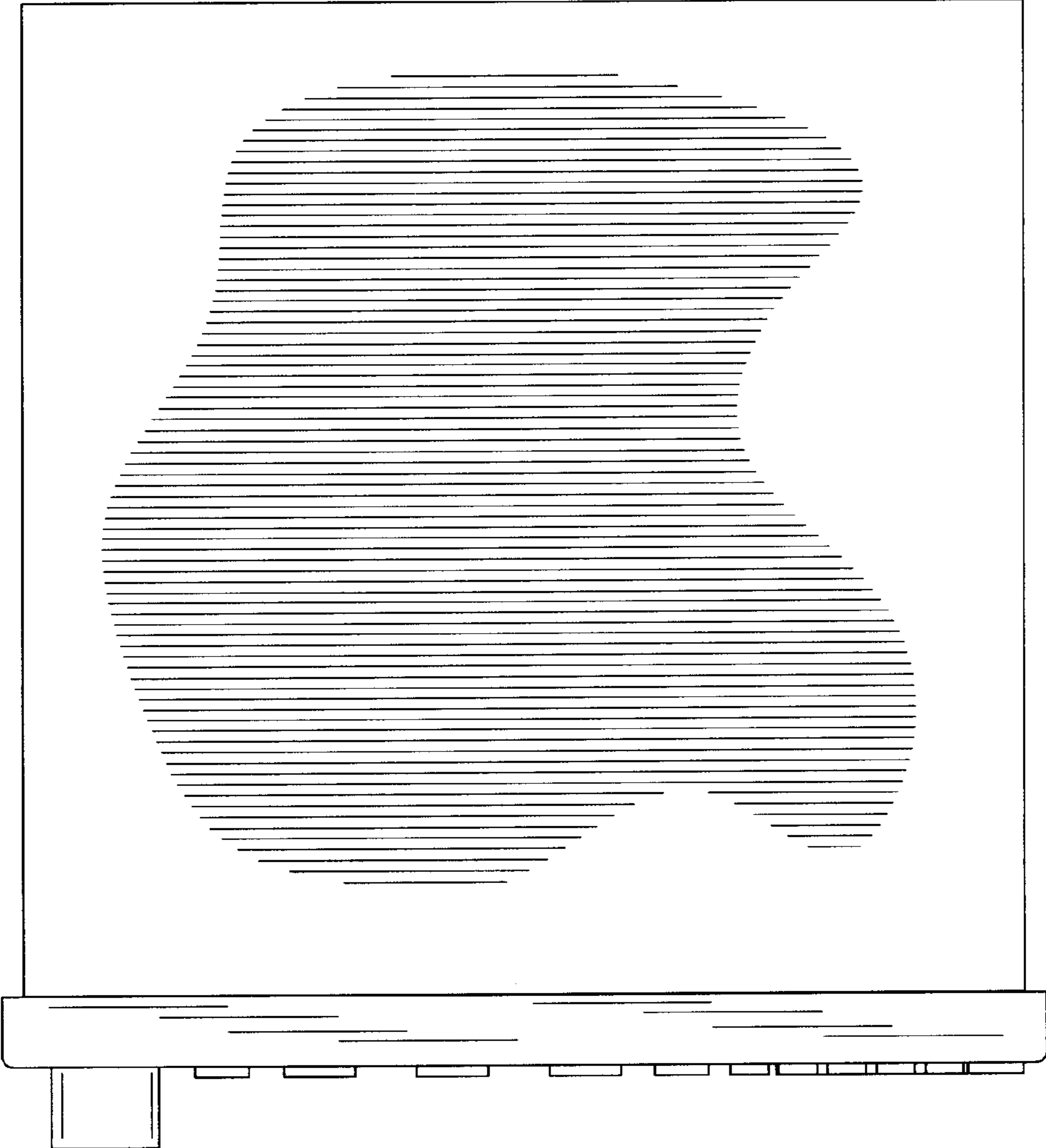


FIG. 5

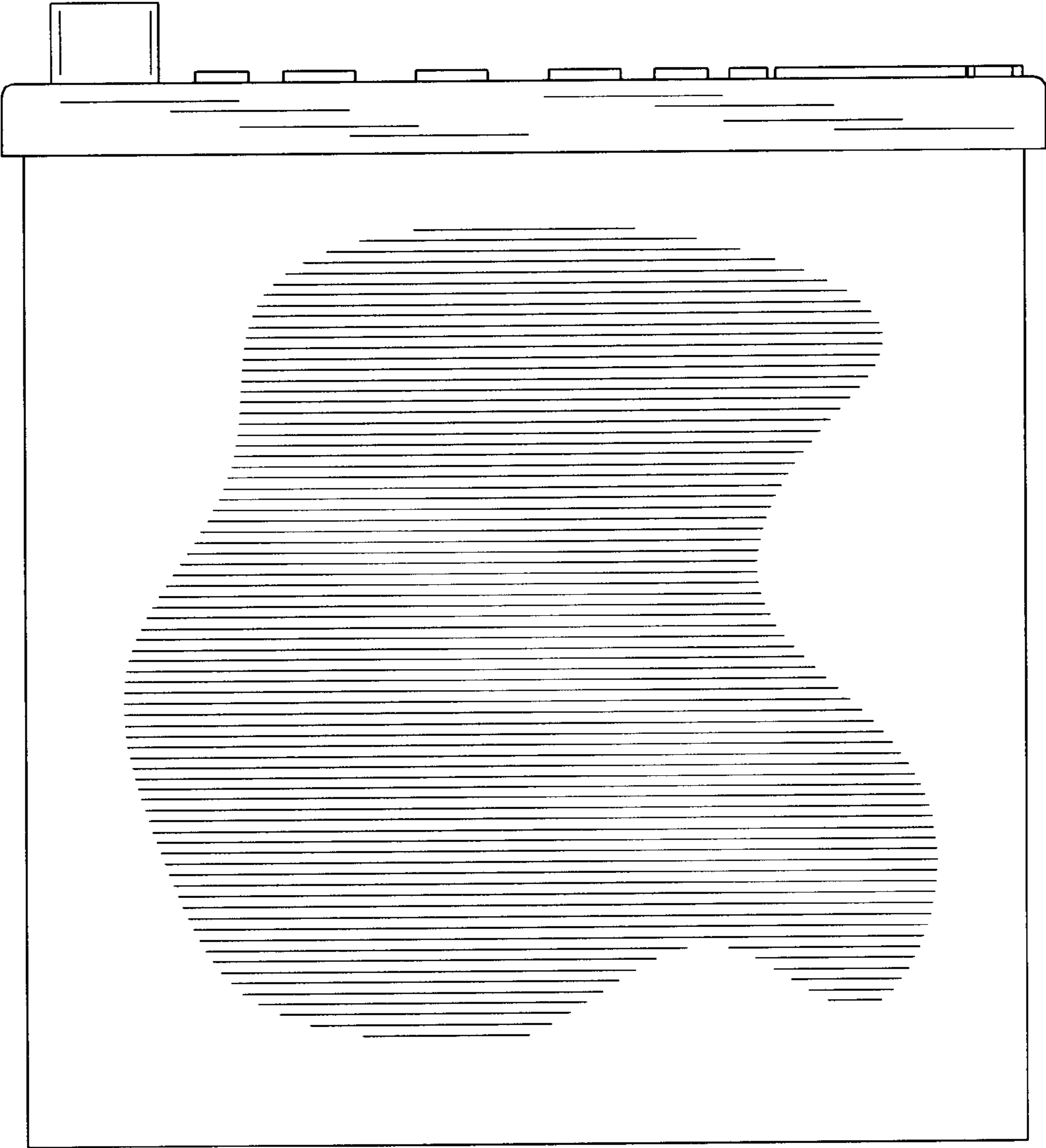


FIG. 6