



US00D516025S

(12) **United States Design Patent** (10) **Patent No.:** **US D516,025 S**
Quinn (45) **Date of Patent:** **** Feb. 28, 2006**

(54) **HOLDER/CHARGING STAND FOR A MOBILE PHONE OR THE LIKE**
 (75) Inventor: **Kevin J. Quinn**, Methuen, MA (US)
 (73) Assignee: **CKQ Designs, Inc.**, Dracut, MA (US)
 (**) Term: **14 Years**
 (21) Appl. No.: **29/219,740**
 (22) Filed: **Dec. 21, 2004**
 (51) **LOC (8) Cl.** **13-02**
 (52) **U.S. Cl.** **D13/108**
 (58) **Field of Classification Search** D13/107–110,
 D13/118–119, 184; D14/251, 253, 432, 434;
 D16/219, 237, 242; D9/500, 519, 548, 549,
 D9/414; D28/73, 86; 320/107–115
 See application file for complete search history.

5,946,637 A 8/1999 Umbach et al. 455/573
 D417,431 S 12/1999 Okura et al. D13/108
 D422,556 S 4/2000 Okura et al. D13/107
 D428,597 S 7/2000 Murata et al. D13/108
 6,130,521 A 10/2000 Collins et al. 320/115
 D433,991 S * 11/2000 Buchin et al. D13/108
 D434,431 S * 11/2000 Whitby et al. D16/242
 D451,498 S 12/2001 Rossel D14/218
 D455,396 S * 4/2002 Scott et al. D13/108
 D459,299 S * 6/2002 Hughes et al. D13/108
 D460,446 S 7/2002 Hughes et al. D14/253
 D460,971 S * 7/2002 Sica et al. D14/434
 D462,321 S * 9/2002 Ullmann D13/108
 D463,361 S 9/2002 Ruohonen D13/108
 6,509,716 B2 1/2003 Yi 320/115
 D471,578 S * 3/2003 Okuley D16/242
 6,534,953 B2 3/2003 Shirakawa 320/114
 D475,346 S 6/2003 McCurrach et al. D13/108
 D477,823 S 7/2003 Lavello, Sr. D14/253
 D480,393 S 10/2003 Toor et al. D14/253
 D486,786 S 2/2004 Eroma et al. D13/108

* cited by examiner

(56) **References Cited**

U.S. PATENT DOCUMENTS

D96,018 S * 6/1935 Cannon D14/251
 D206,590 S 1/1967 Haggstrom D13/108
 3,644,873 A 2/1972 Dalton et al. 439/299
 D274,903 S * 7/1984 Eckmann et al. D13/107
 D275,482 S 9/1984 Coons et al. D14/253
 4,741,034 A 4/1988 Errichiello et al. 379/455
 D313,221 S 12/1990 Skully et al. D13/108
 D334,384 S 3/1993 Nye D14/149
 D345,728 S 4/1994 Tyneski et al. D13/108
 D349,097 S * 7/1994 Watanabe D13/108
 D352,282 S 11/1994 Toh et al. D14/150
 D357,990 S 5/1995 Cheng et al. D26/38
 5,479,486 A 12/1995 Saji 455/573
 D368,892 S 4/1996 Tanaka D13/108
 D369,163 S 4/1996 Leung et al. D14/150
 D369,344 S 4/1996 Lindeman et al. D13/108
 5,525,888 A 6/1996 Toya 320/111
 D385,252 S 10/1997 Snyder et al. D13/108
 D396,033 S 7/1998 Ahearn et al. D14/457
 D399,244 S 10/1998 Coveley D18/12
 D406,099 S * 2/1999 Ng et al. D13/107
 D409,563 S * 5/1999 Haase et al. D13/107
 D411,166 S * 6/1999 Uemura et al. D13/107

Primary Examiner—Alan P. Douglas
Assistant Examiner—Rosemary Tarcza
 (74) *Attorney, Agent, or Firm*—John L. Welch

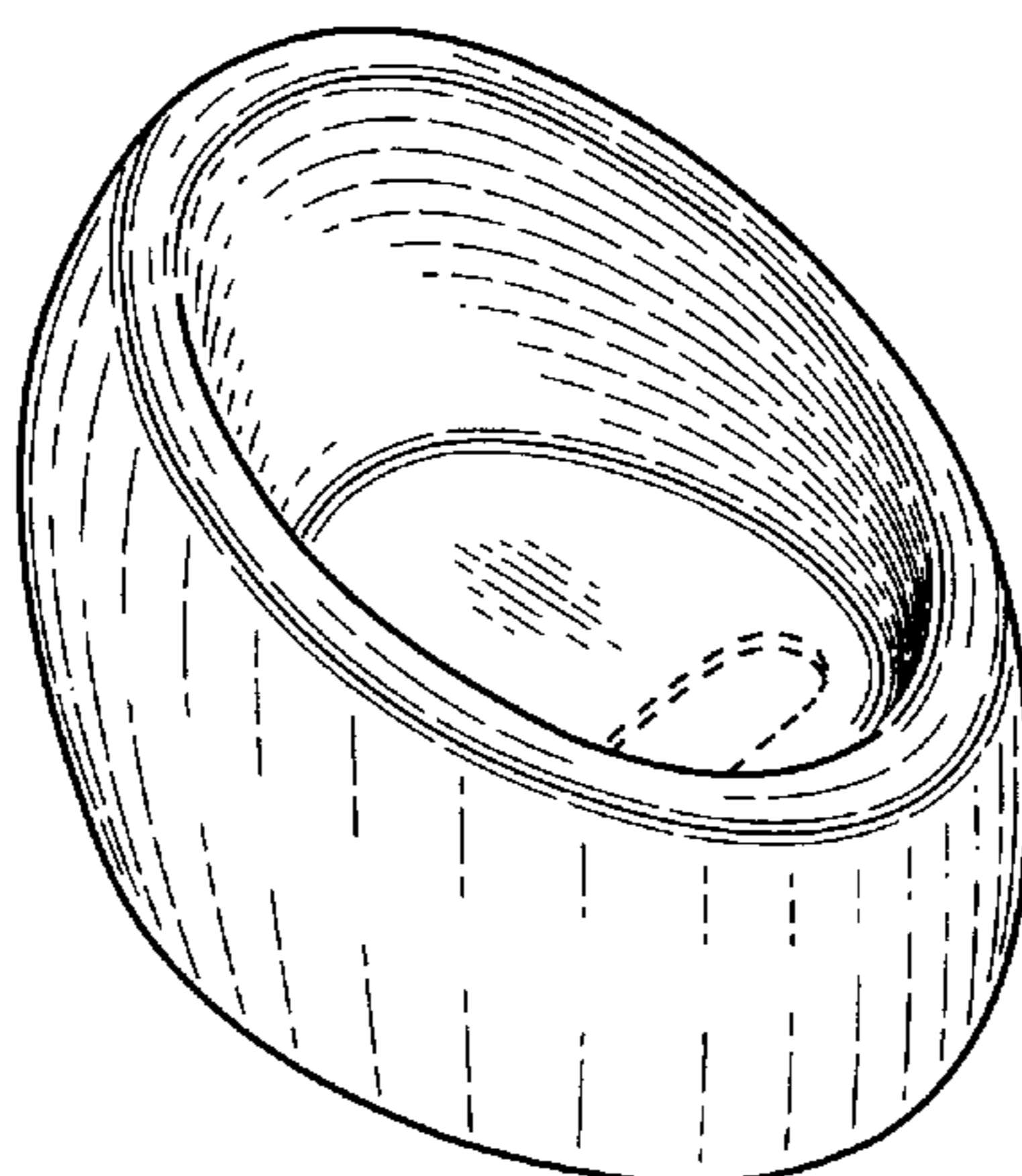
(57) **CLAIM**

The ornamental design for a holder/charging stand for a mobile phone or the like, as shown and described.

DESCRIPTION

FIG. 1 is a perspective view of the holder/charging stand for a mobile phone or the like according to my new design, as seen from the left front corner thereof.
 FIG. 2 is a rear elevational view thereof.
 FIG. 3 is a left side elevational view thereof, the right side elevational view being a mirror image thereof.
 FIG. 4 is a front elevational view thereof; and,
 FIG. 5 is a top plan view thereof.
 The bottom of the holder/charging stand for a mobile phone or the like is plain and non-ornamental.
 The broken line showing is for illustrative purposes only and forms no part of the claimed design.

1 Claim, 1 Drawing Sheet



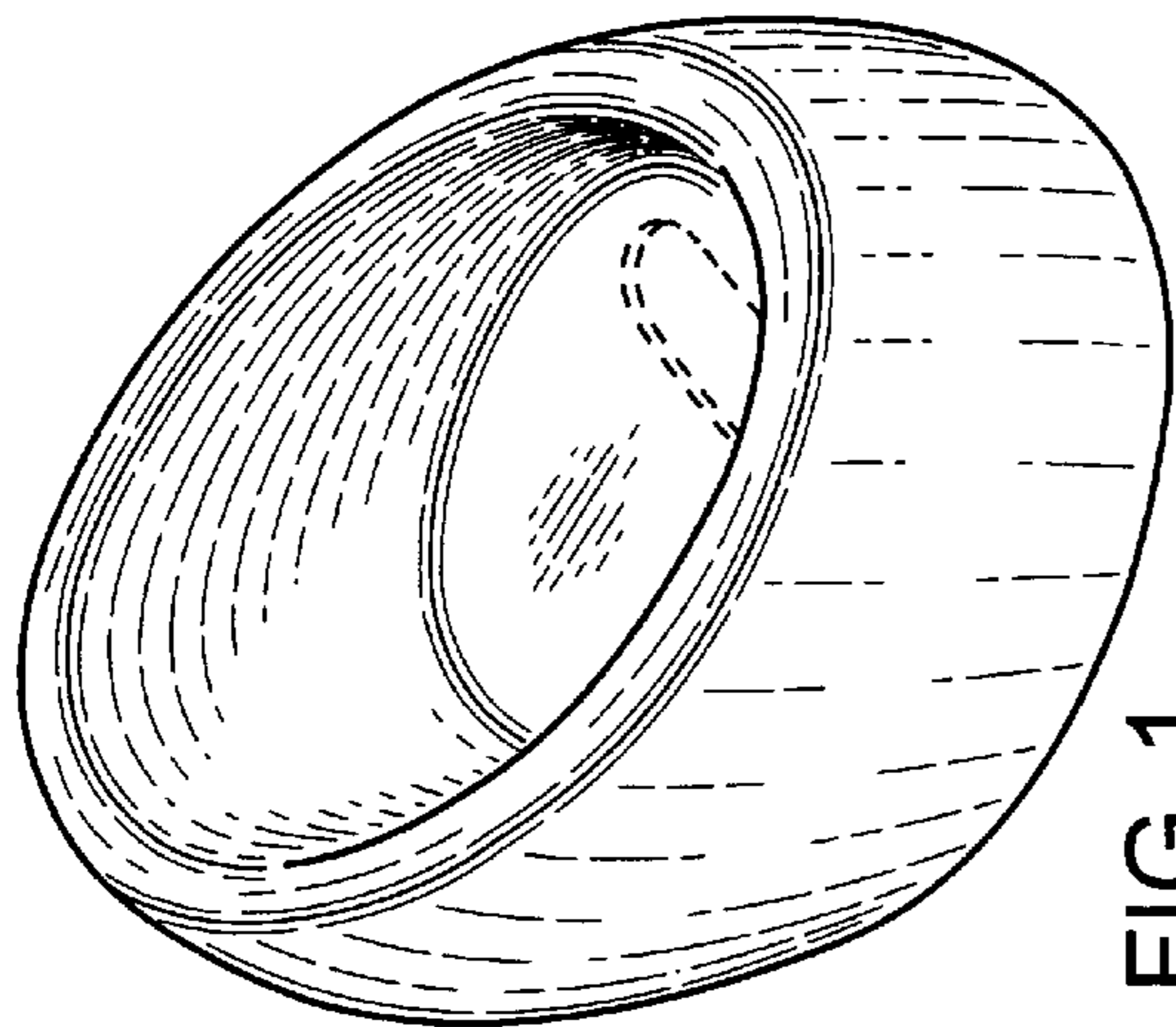


FIG. 1

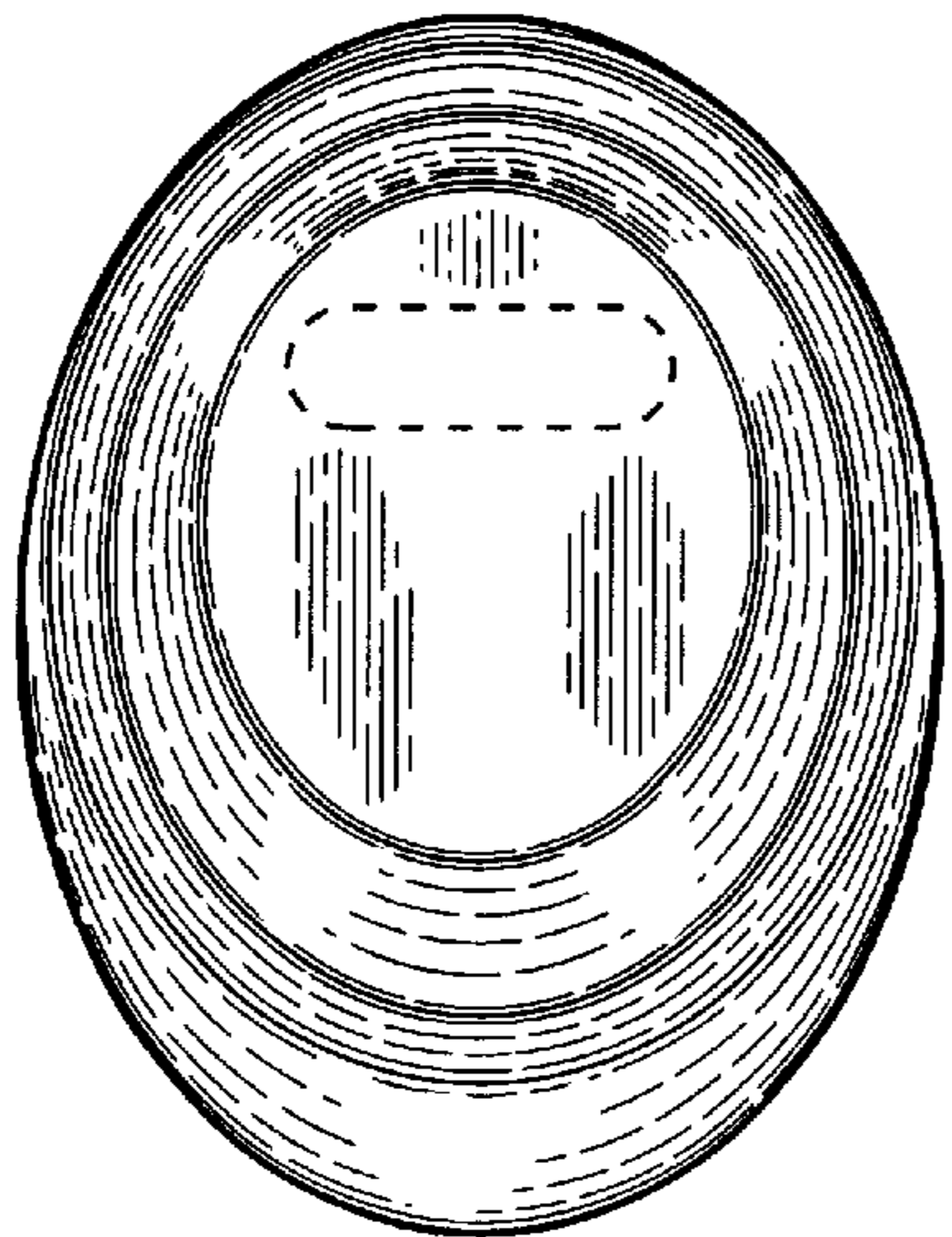


FIG. 5

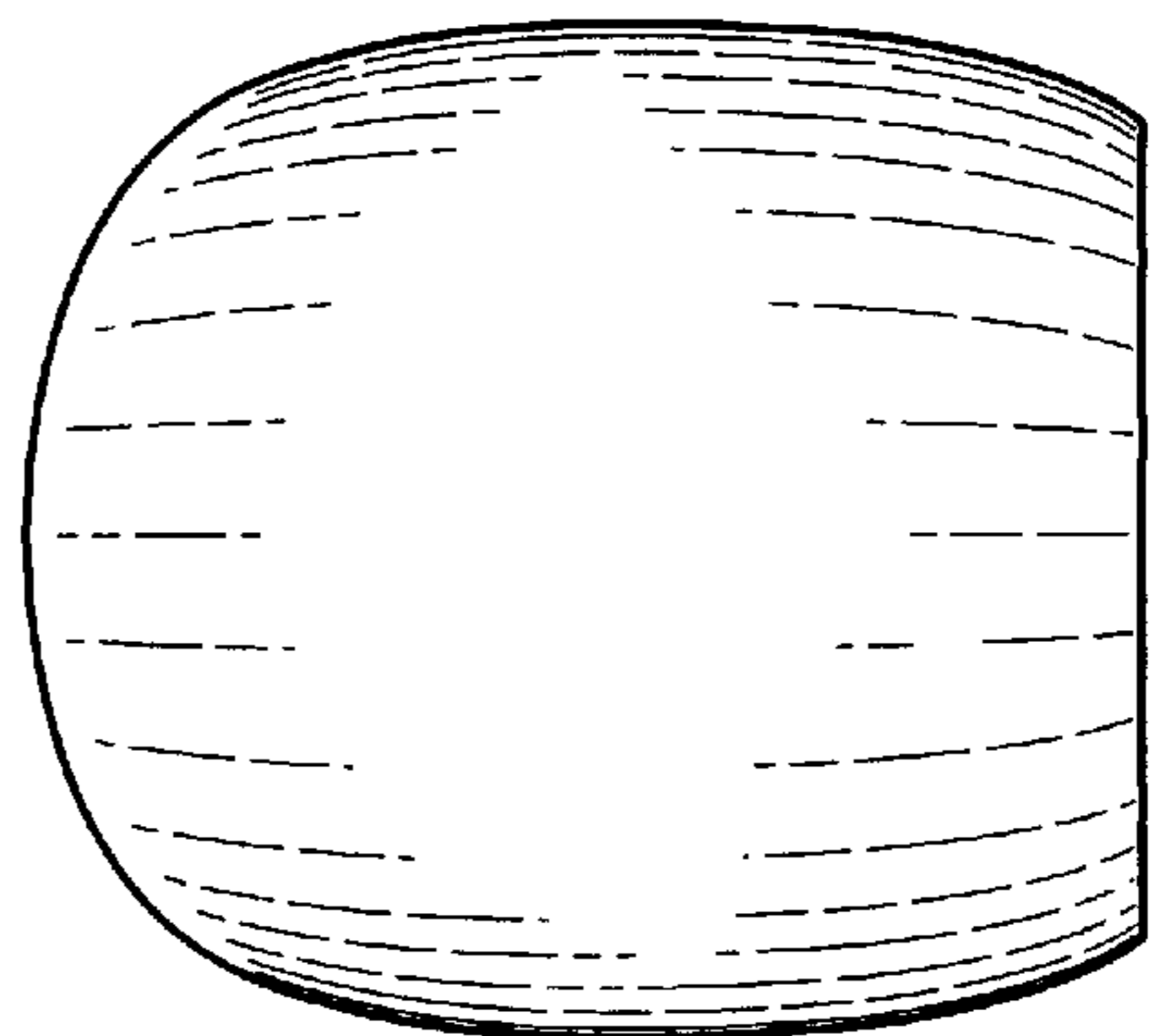


FIG. 2

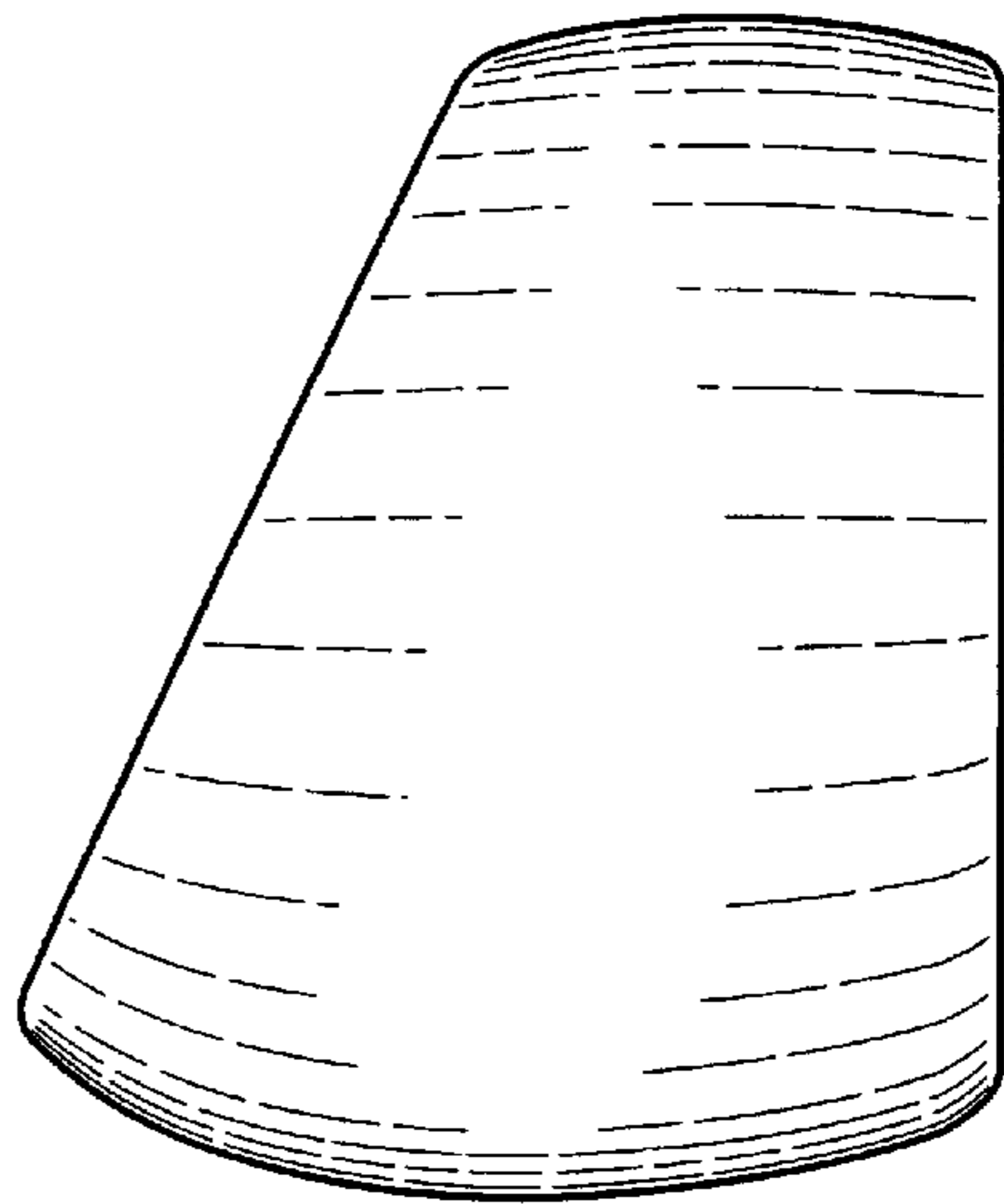


FIG. 3

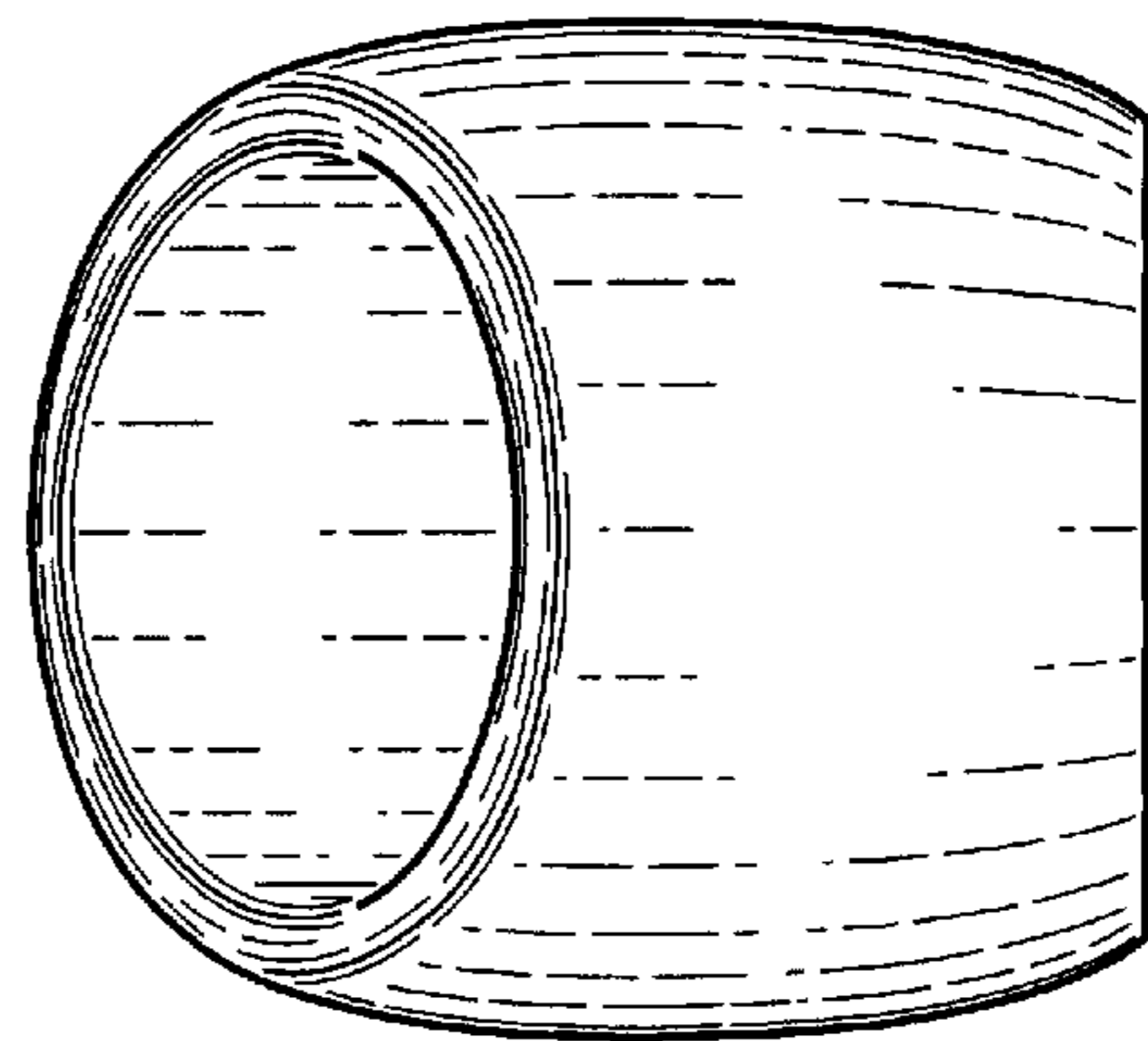


FIG. 4