



US00D516024S

(12) **United States Design Patent** (10) **Patent No.:** **US D516,024 S**
Quinn (45) **Date of Patent:** **** Feb. 28, 2006**

- (54) **HOLDER/CHARGING STAND FOR A MOBILE PHONE OR THE LIKE**
- (75) Inventor: **Kevin J. Quinn**, Methuen, MA (US)
- (73) Assignee: **CKQ Design, Inc.**, Dracut, MA (US)
- (**) Term: **14 Years**
- (21) Appl. No.: **29/219,739**
- (22) Filed: **Dec. 21, 2004**
- (51) **LOC (8) Cl.** **13-02**
- (52) **U.S. Cl.** **D13/108**
- (58) **Field of Classification Search** D13/107–110, D13/118–119, 184; D14/251, 253, 432, 434; D16/219, 237, 242; D2/916–918, 922, 925–926, D2/939, 964

See application file for complete search history.

- D422,556 S 4/2000 Okura et al. D13/107
- D428,597 S 7/2000 Murata et al. D13/108
- 6,130,521 A 10/2000 Collins et al. 320/115
- D433,990 S * 11/2000 Gudefin D13/108
- D433,991 S 11/2000 Büchin et al. D13/108
- D434,431 S * 11/2000 Whitby et al. D16/242
- D446,883 S * 8/2001 Christianson D28/44
- D451,498 S 12/2001 Rossel D14/218
- D460,446 S 7/2002 Hughes et al. D14/253
- D463,361 S 9/2002 Ruohonen D13/108
- 6,509,716 B2 1/2003 Yi 320/115
- D471,578 S 3/2003 Okuley D16/242
- 6,534,953 B2 3/2003 Shirakawa 320/114
- D472,876 S * 4/2003 Toyama D13/108
- D475,346 S 6/2003 McCurrach et al. D13/108
- D477,823 S 7/2003 Lavello, Sr. D14/253
- D480,393 S 10/2003 Toor et al. D14/253
- D486,786 S 2/2004 Eroma et al. D13/108
- D488,439 S * 4/2004 Orthey D13/107
- D501,191 S * 1/2005 Siebke D14/149
- D504,397 S * 4/2005 Lodato et al. D13/108

* cited by examiner

Primary Examiner—Alan P. Douglas
Assistant Examiner—Rosemary Tarcza
(74) *Attorney, Agent, or Firm*—John L. Welch

(56) **References Cited**
U.S. PATENT DOCUMENTS

- D93,632 S * 10/1934 Perugia D2/926
- 2,325,639 A * 7/1943 Stritter 12/142 N
- D149,073 S * 3/1948 Levin D2/939
- D170,015 S * 7/1953 Ferragamo D2/939
- 2,948,971 A * 8/1960 Shecter et al. 36/106
- D206,590 S 1/1967 Haggstrom D13/108
- 3,644,873 A 2/1972 Dalton et al. 439/299
- D275,482 S 9/1984 Coons et al. D14/253
- 4,741,034 A 4/1988 Errichiello et al. 379/455
- D313,221 S 12/1990 Skully et al. D13/108
- D334,384 S 3/1993 Nye D14/149
- D345,728 S 4/1994 Tyneski et al. D13/108
- D352,282 S 11/1994 Toh et al. D14/150
- D357,990 S 5/1995 Cheng et al. D26/38
- D360,723 S * 7/1995 Kasai et al. D32/73
- 5,479,486 A 12/1995 Saji 455/573
- D368,892 S 4/1996 Tanaka D13/108
- D369,163 S 4/1996 Leung et al. D14/150
- D369,344 S 4/1996 Lindeman et al. D13/108
- 5,525,888 A 6/1996 Toya 320/111
- D385,252 S 10/1997 Snyder et al. D13/108
- D396,033 S 7/1998 Ahearn et al. D14/457
- D399,244 S 10/1998 Coveley D18/12
- 5,946,637 A 8/1999 Umbach et al. 455/573
- D417,431 S 12/1999 Okura et al. D13/108

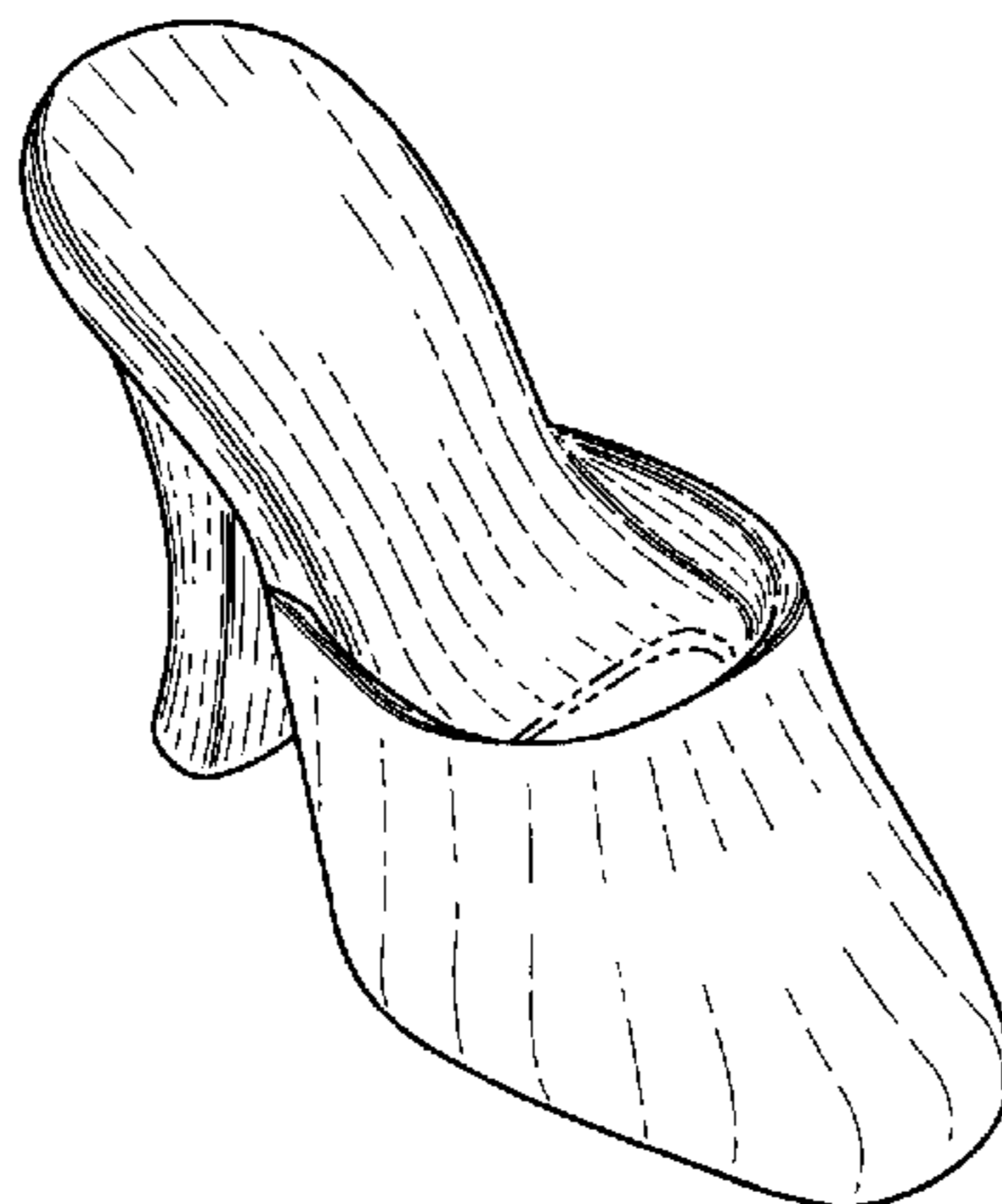
(57) **CLAIM**

The ornamental design for a holder/charging stand for a mobile phone or the like, as shown and described.

DESCRIPTION

FIG. 1 is a perspective view of the holder/charging stand for a mobile phone or the like according to my new design, as seen from the left front corner thereof.
FIG. 2 is a left side elevational view thereof.
FIG. 3 is a top plan view thereof.
FIG. 4 is a perspective view as seen from the right front corner thereof.
FIG. 5 is a right side elevational view thereof; and,
FIG. 6 is a rear elevational view thereof.
The bottom of the holder/charging stand for a mobile phone or the like is plain and non-ornamental.
The broken line showing is for illustrative purposes only and forms no part of the claimed design.

1 Claim, 2 Drawing Sheets



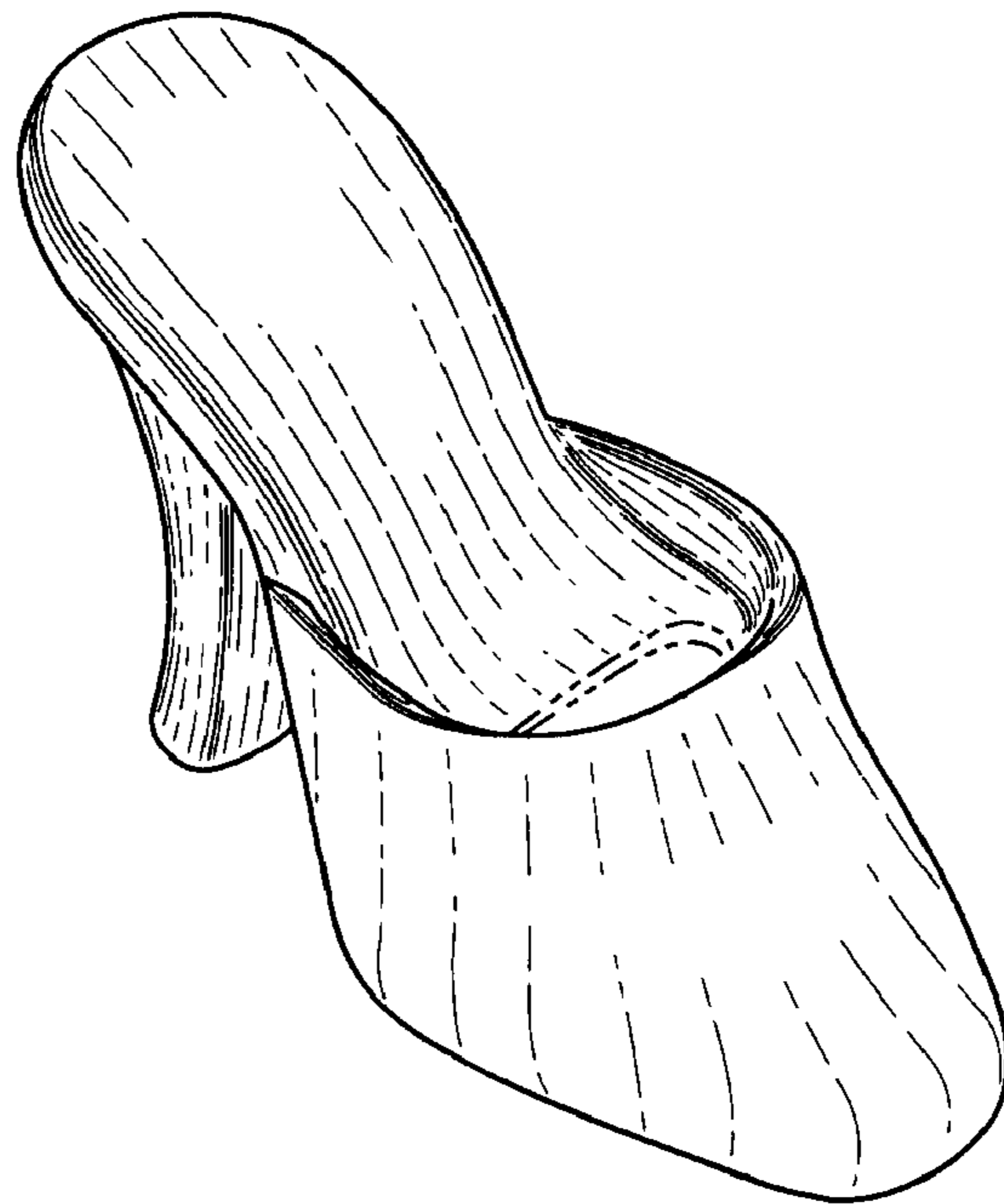


FIG. 1

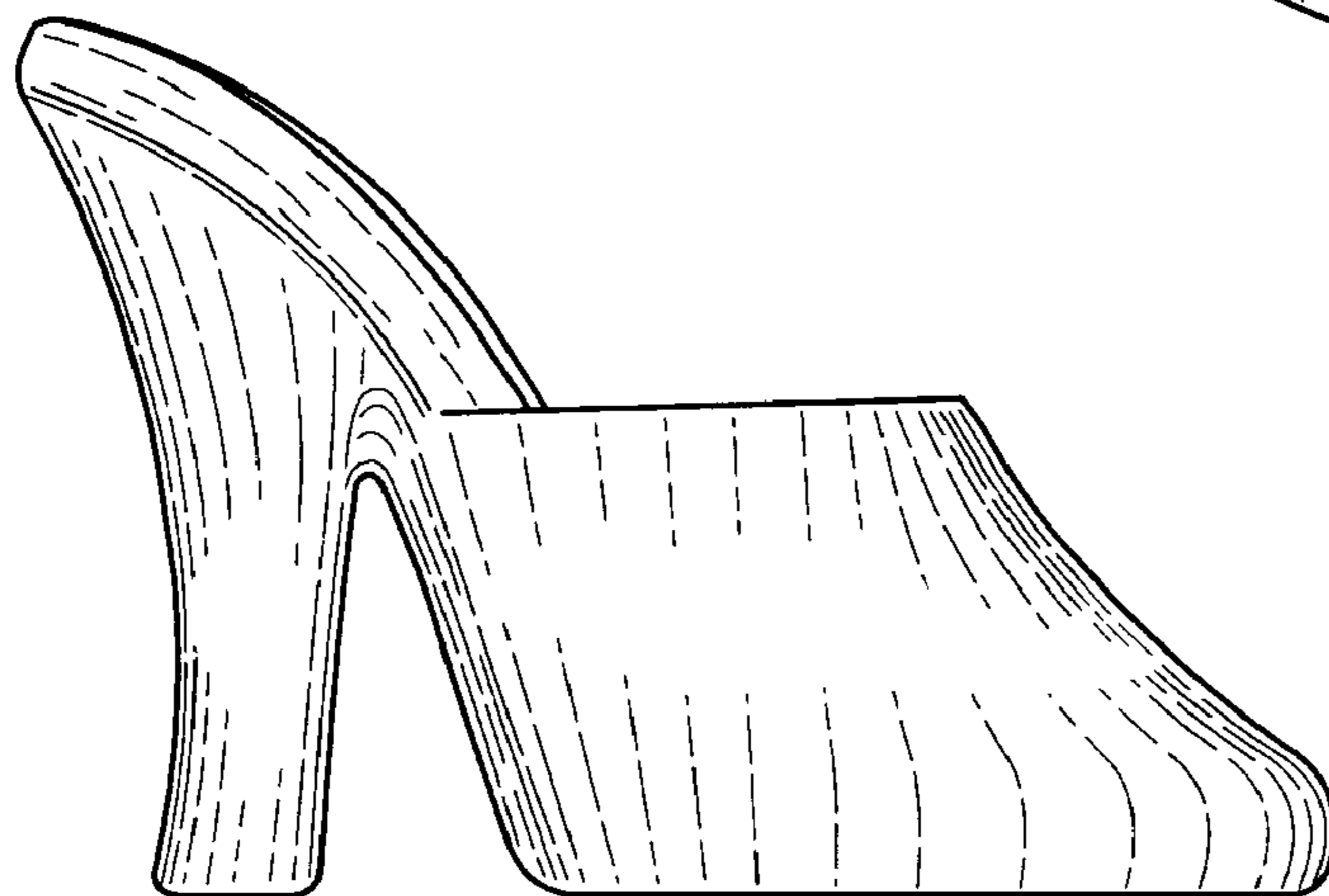


FIG. 2

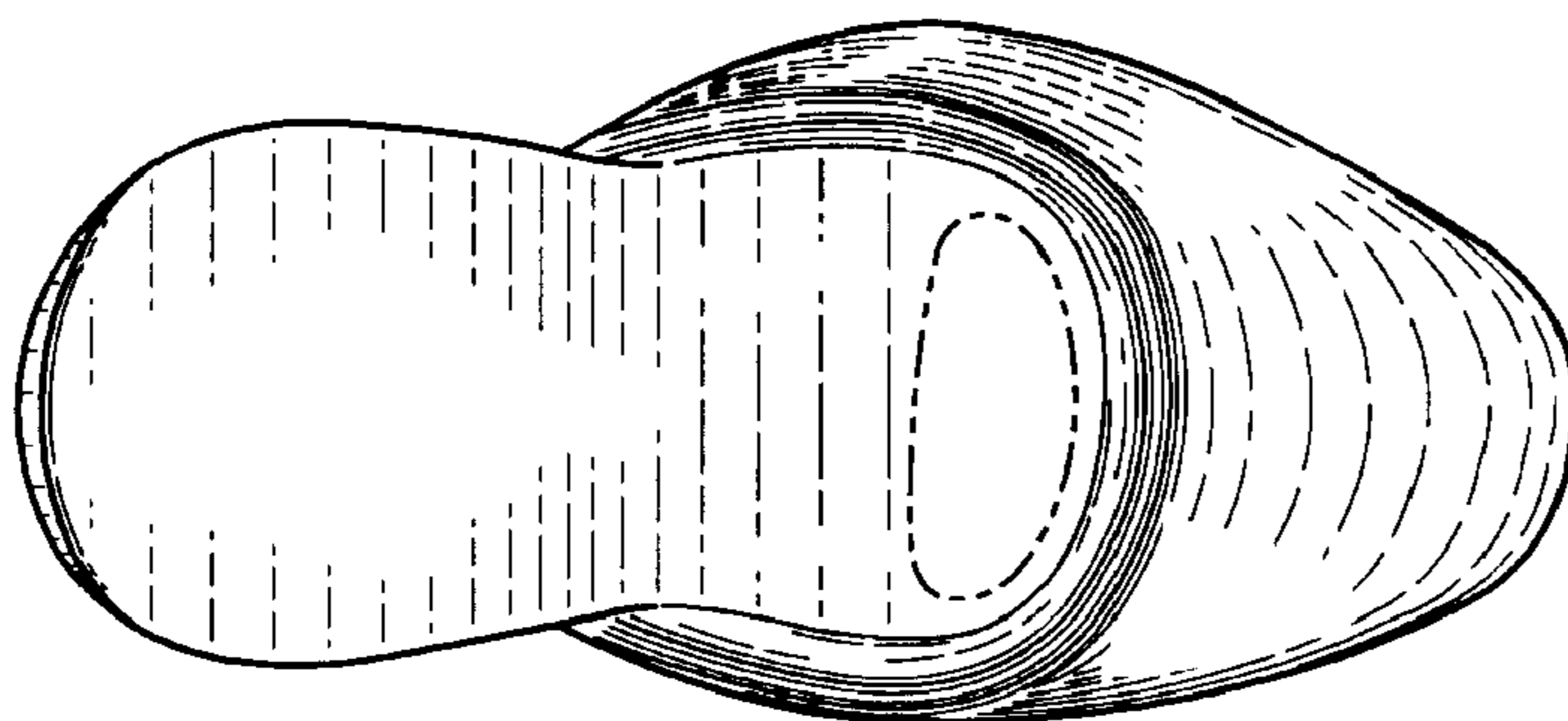


FIG. 3

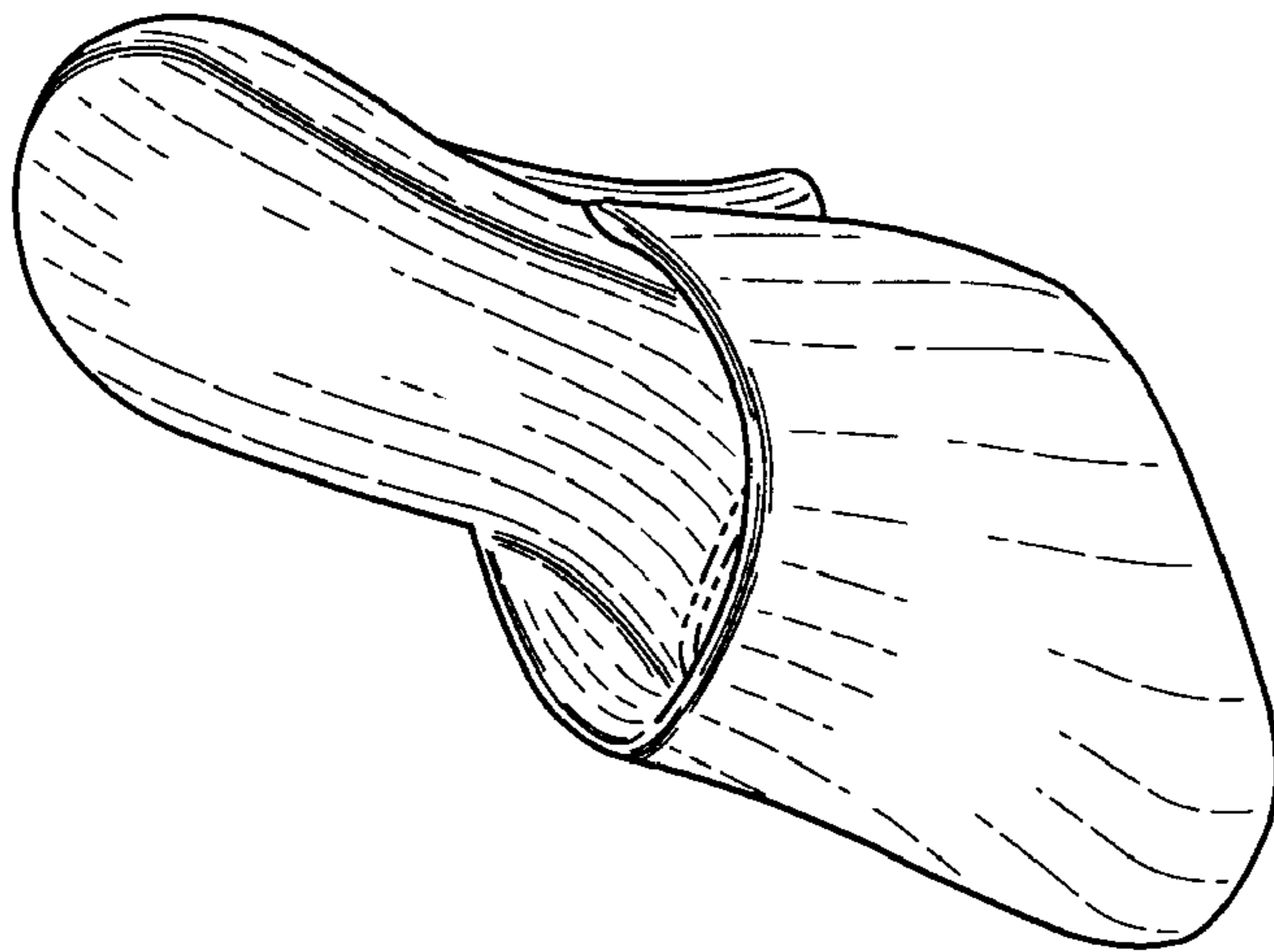


FIG. 4

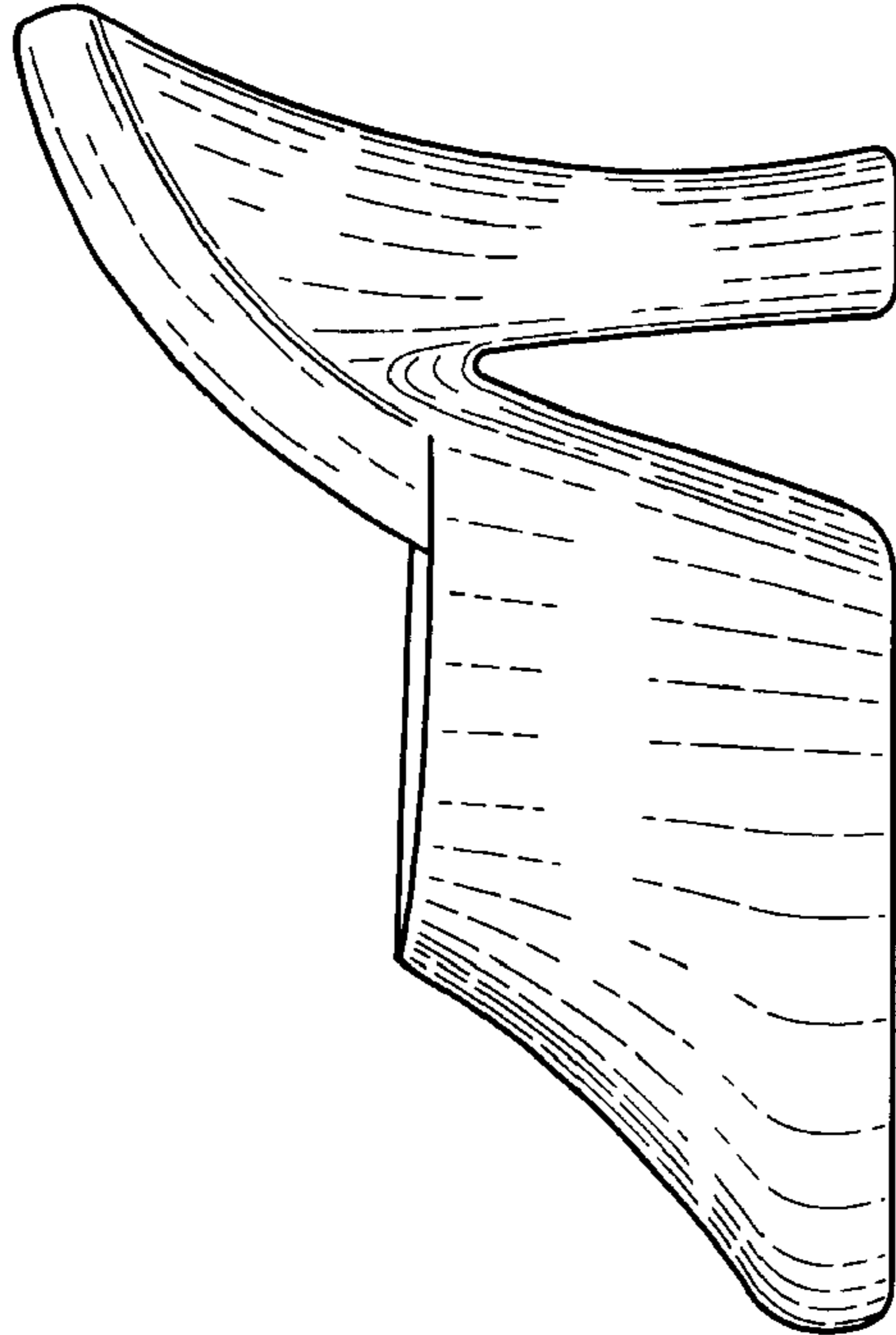


FIG. 5

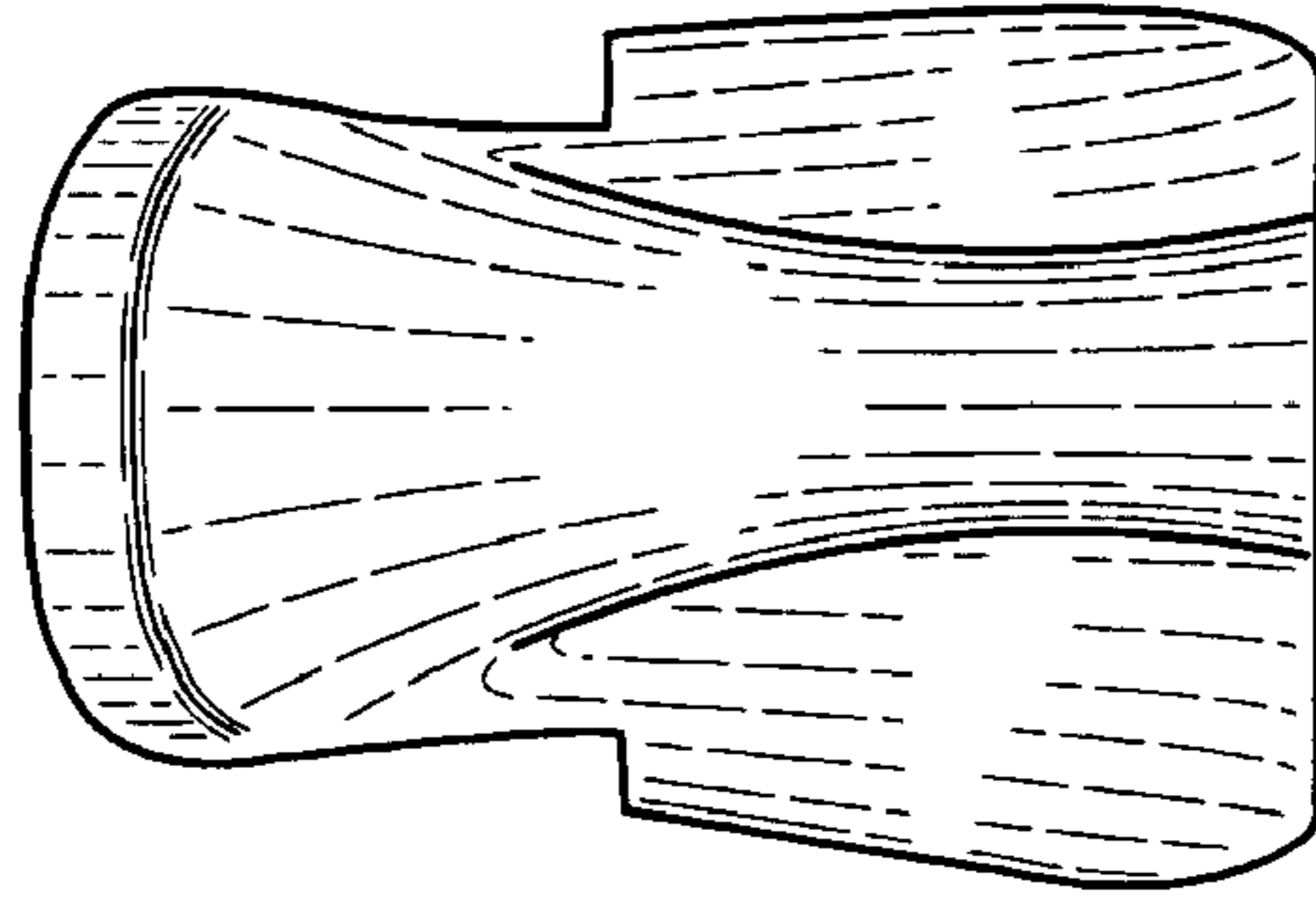


FIG. 6