



US00D516023S

(12) **United States Design Patent**
Quinn

(10) **Patent No.:** **US D516,023 S**

(45) **Date of Patent:** **** Feb. 28, 2006**

- (54) **HOLDER/CHARGING STAND FOR A MOBILE PHONE OR THE LIKE**
- (75) Inventor: **Kevin J. Quinn**, Methuen, MA (US)
- (73) Assignee: **CKQ Designs, Inc.**, Dracut, MA (US)
- (**) Term: **14 Years**
- (21) Appl. No.: **29/219,706**
- (22) Filed: **Dec. 21, 2004**
- (51) **LOC (8) Cl.** **13-02**
- (52) **U.S. Cl.** **D13/108**
- (58) **Field of Classification Search** D13/107–110,
D13/118–119, 184; D14/251, 253, 432, 434;
D16/219, 237, 242; D9/500, 519, 548, 549,
D9/414; D28/73, 86; 320/107–115
See application file for complete search history.

D409,563 S	*	5/1999	Haase et al.	D13/107
D411,166 S	*	6/1999	Uemura et al.	D13/107
5,946,637 A		8/1999	Umbach et al.	455/573
D417,431 S		12/1999	Okura et al.	D13/108
D422,556 S	*	4/2000	Okura et al.	D13/107
D428,597 S		7/2000	Murata et al.	D13/108
6,130,521 A		10/2000	Collins et al.	320/115
D433,991 S	*	11/2000	Buchin et al.	D13/108
D446,184 S	*	8/2001	Parker	D13/107
D451,498 S		12/2001	Rossel	D14/218
D460,446 S		7/2002	Hughes et al.	D14/253
D463,361 S		9/2002	Ruohonen	D13/108
6,509,716 B1		1/2003	Yi	320/115
D471,578 S		3/2003	Okuley	D16/242
6,534,953 B1		3/2003	Shirakawa	320/114
D475,346 S		6/2003	McCurrach et al.	D13/108
D477,823 S		7/2003	Lavello, Sr.	D14/253
D480,393 S		10/2003	Toor et al.	D14/253
D486,786 S		2/2004	Eroma et al.	D13/108

* cited by examiner

Primary Examiner—Alan P. Douglas
Assistant Examiner—Rosemary Tarcza
(74) *Attorney, Agent, or Firm*—John L. Welch

(56) **References Cited**
U.S. PATENT DOCUMENTS

D206,590 S	1/1967	Haggstrom	D13/108
3,644,873 A	2/1972	Dalton et al.	439/299
D274,903 S	*	7/1984 Eckmann et al.	D13/107
D275,482 S		9/1984 Coons et al.	D14/253
D277,662 S	*	2/1985 Huntington et al.	D13/107
D279,181 S	*	6/1985 Claxton et al.	D13/107
4,741,034 A	4/1988	Errichiello et al.	379/455
D313,221 S	12/1990	Skully et al.	D13/108
D328,055 S	*	7/1992 Tien	D13/107
D334,384 S	3/1993	Nye	D14/149
D345,728 S	4/1994	Tyneski et al.	D13/108
D349,097 S	*	7/1994 Watanabe	D13/108
D352,282 S	11/1994	Toh et al.	D14/150
D357,990 S	5/1995	Cheng et al.	D26/38
5,479,486 A	12/1995	Saji	455/573
D368,892 S	4/1996	Tanaka	D13/108
D369,163 S	4/1996	Leung et al.	D14/150
D369,344 S	4/1996	Lindeman et al.	D13/108
5,525,888 A	6/1996	Toya	320/111
D385,252 S	10/1997	Snyder et al.	D13/108
D396,033 S	7/1998	Ahearn et al.	D14/457
D399,244 S	*	10/1998 Coveley	D18/12

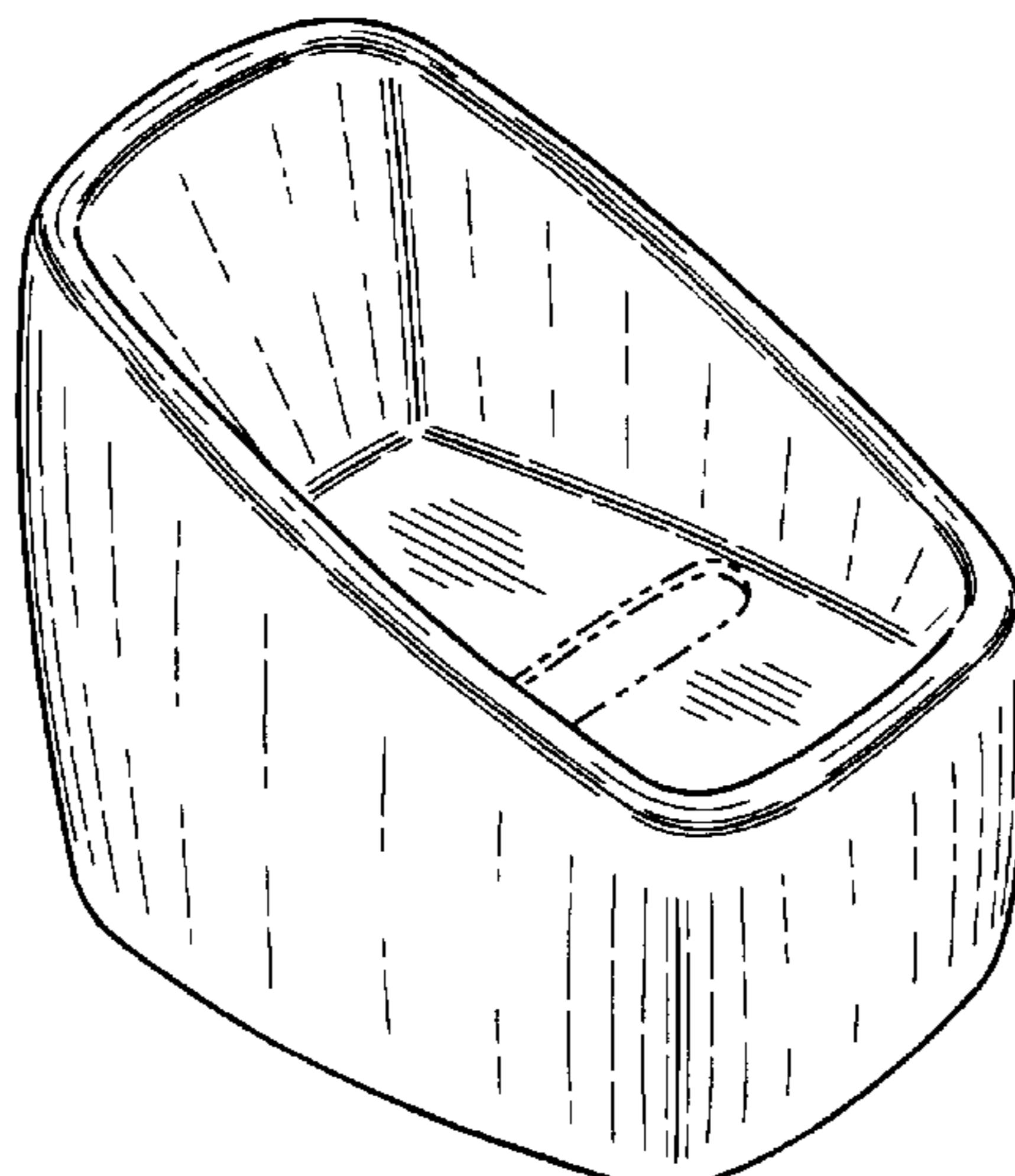
(57) **CLAIM**

The ornamental design for a holder/charging stand for a mobile phone or the like, as shown and described.

DESCRIPTION

FIG. 1 is a perspective view of the holder/charging stand for a mobile phone or the like according to my new design, as seen from the left front corner thereof.
FIG. 2 is left side elevational thereof, the right side elevational view being a mirror image thereof.
FIG. 3 is a front elevational view thereof.
FIG. 4 is a top plan view thereof; and,
FIG. 5 is a rear elevational view thereof.
The bottom of the holder/charging stand for a mobile phone or the like is plain and non-ornamental.
The broken line showing is for illustrative purposes only and forms no part of the claimed design.

1 Claim, 1 Drawing Sheet



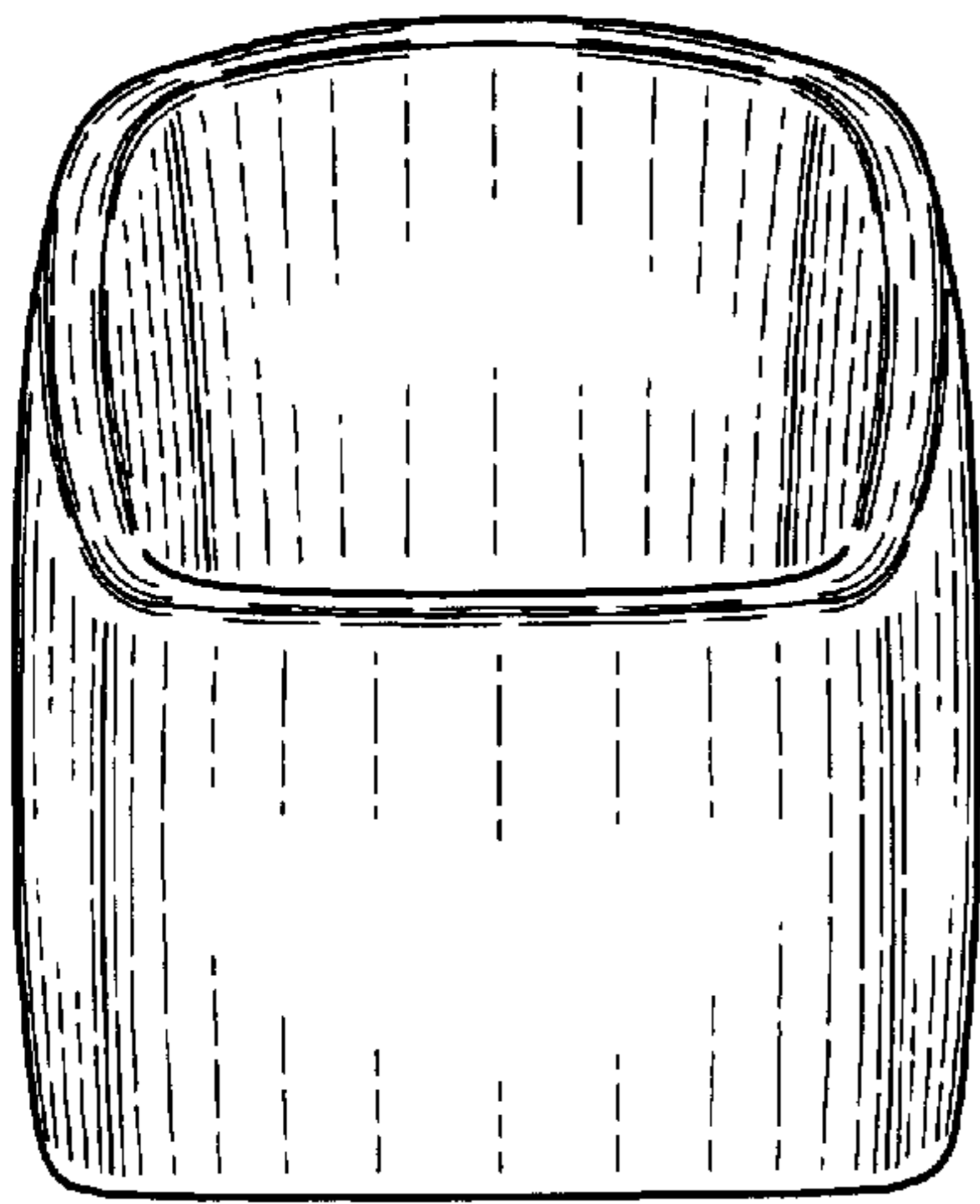


FIG. 3

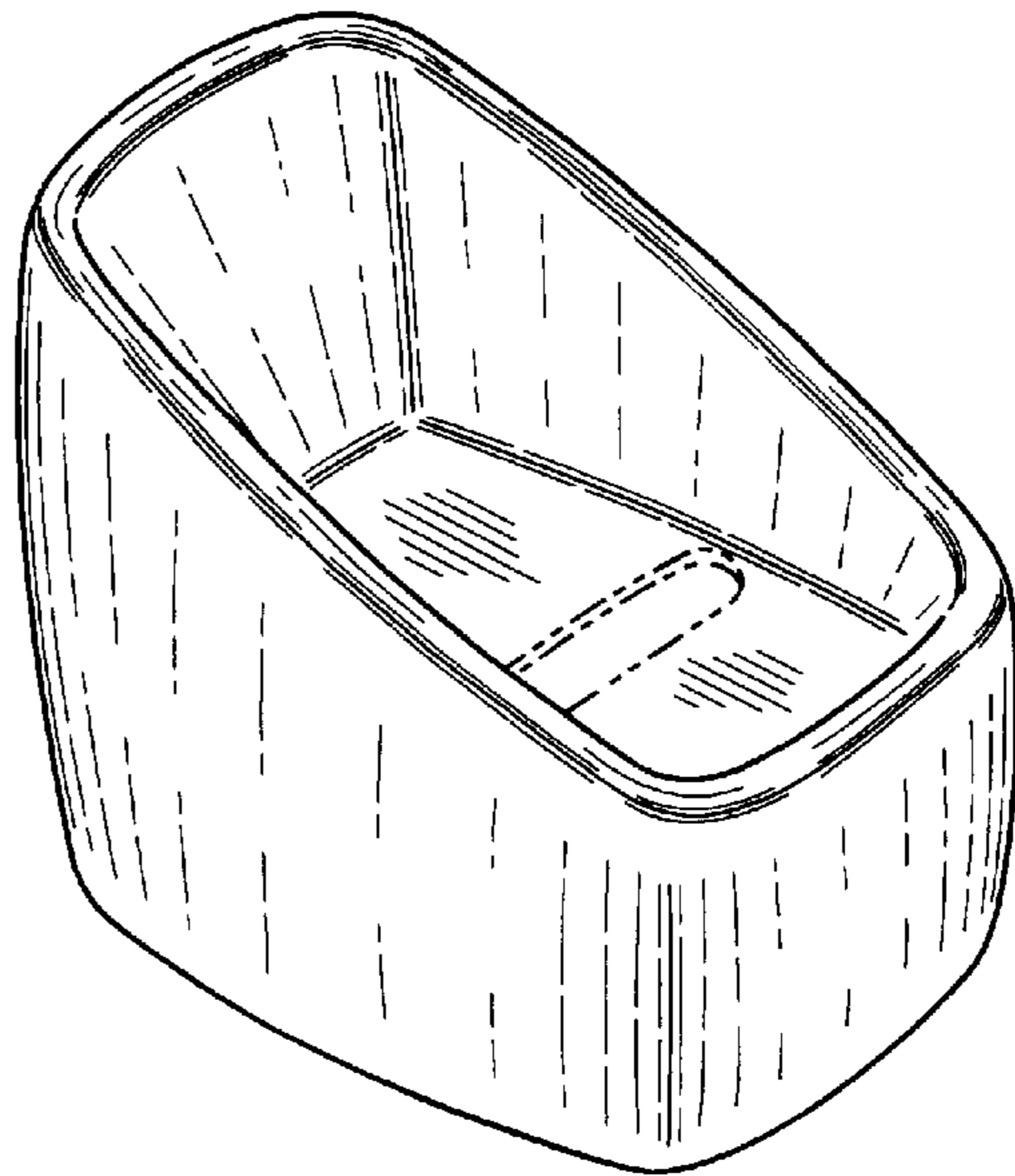


FIG. 1

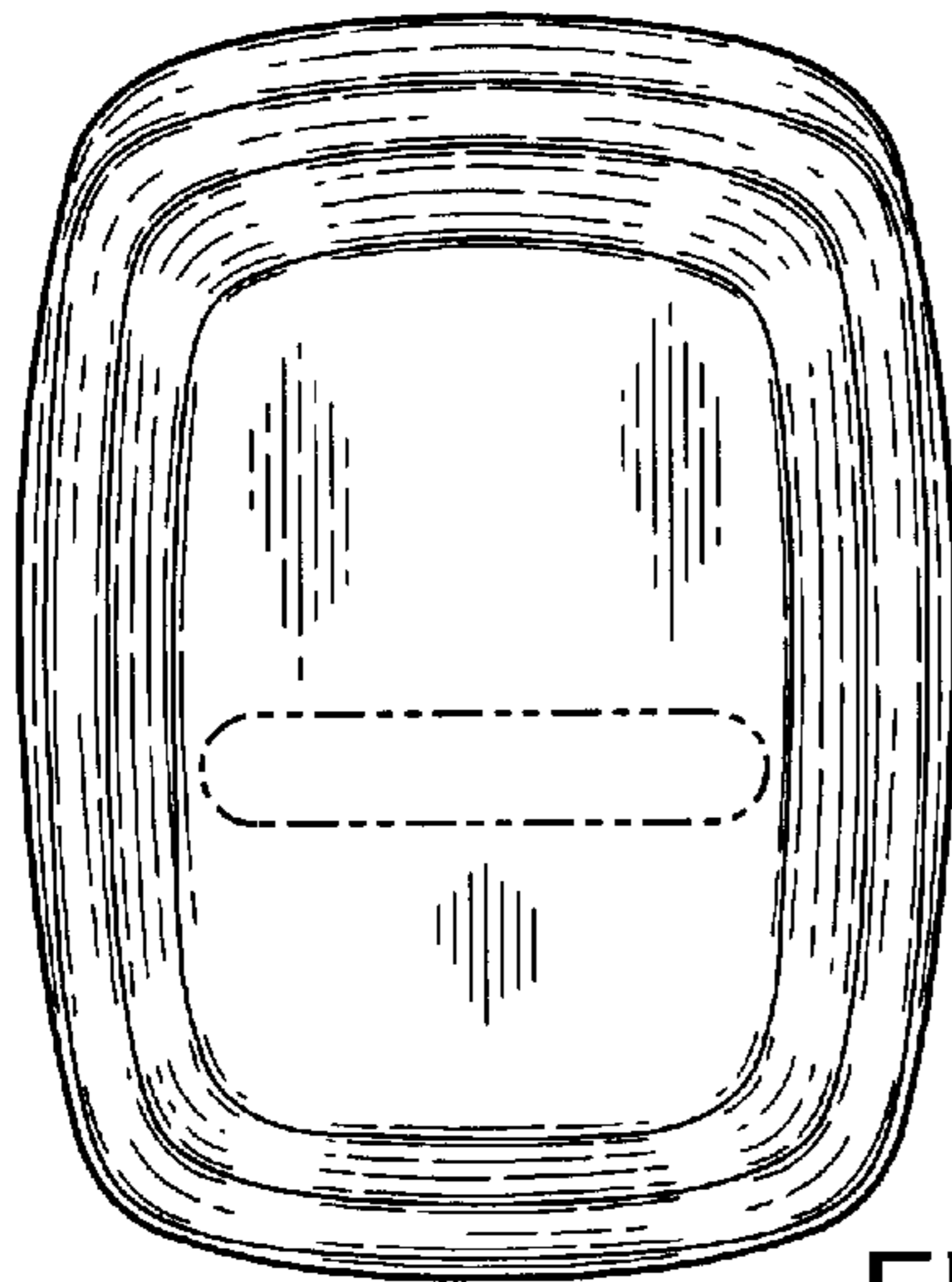


FIG. 4

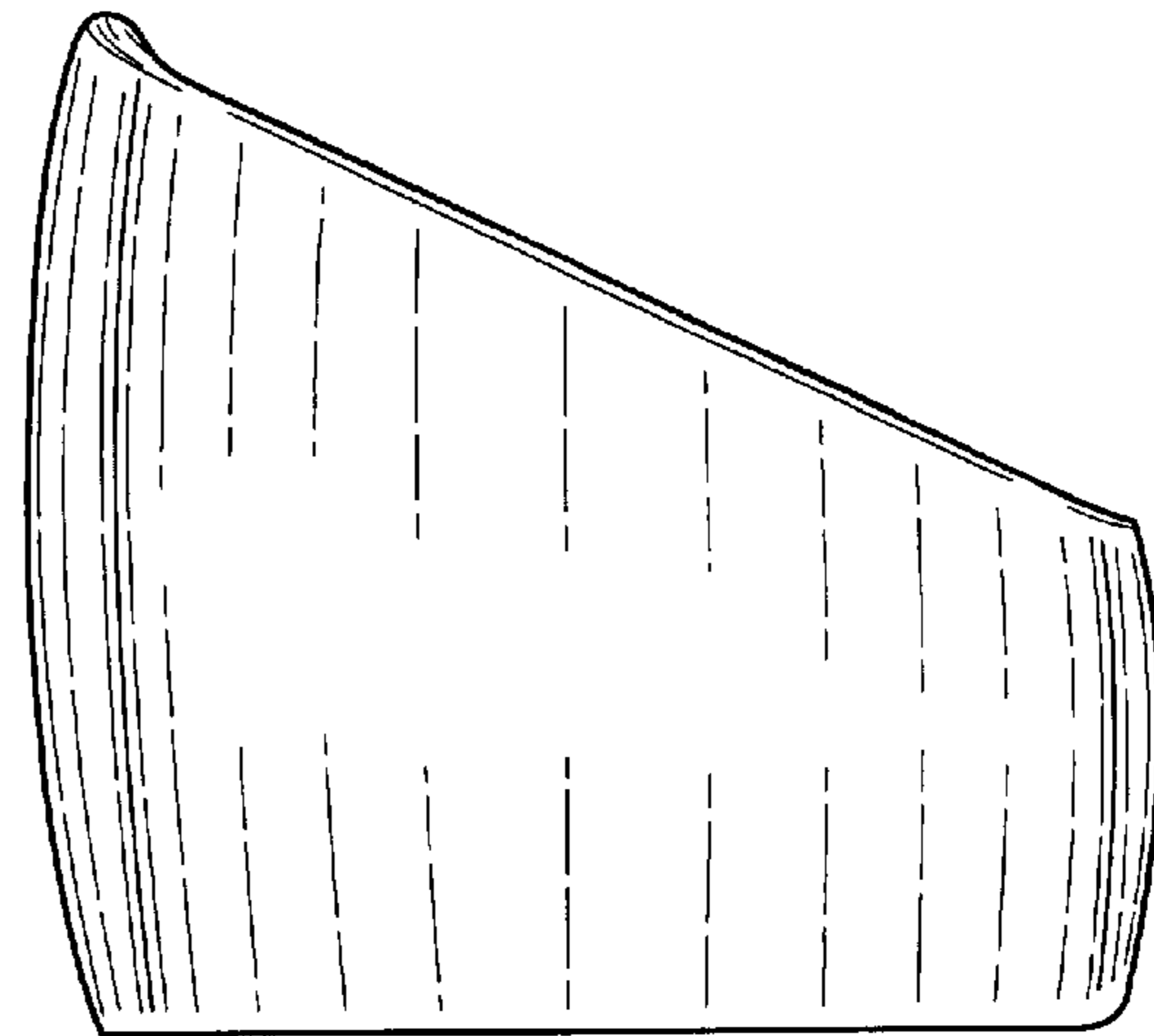


FIG. 2

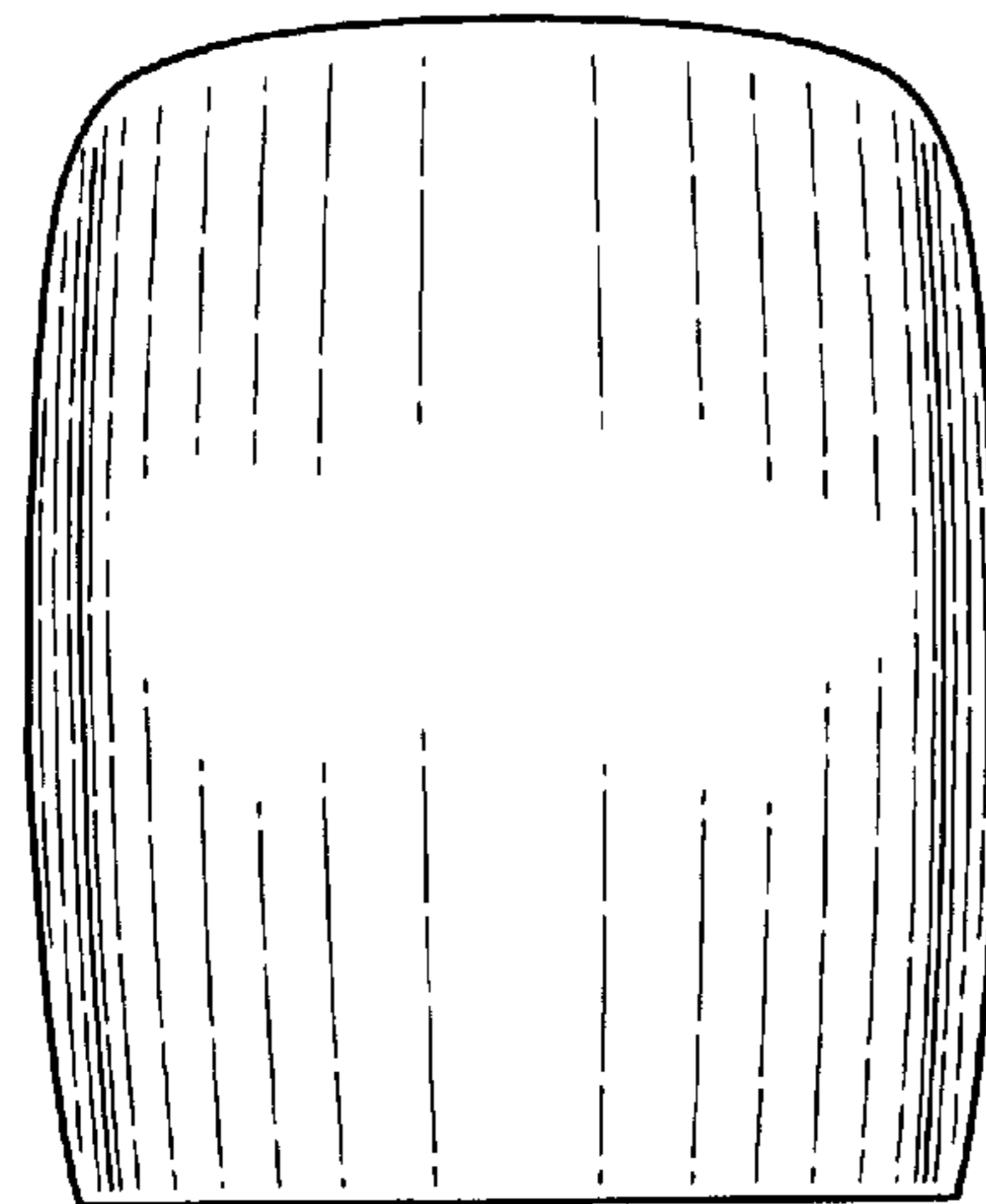


FIG. 5