



US00D516010S

(12) **United States Design Patent**  
**Sullivan**

(10) **Patent No.:** **US D516,010 S**  
(45) **Date of Patent:** **\*\* Feb. 28, 2006**

- (54) **LONG VEHICLE MONITOR POD**
- (76) Inventor: **John T. Sullivan**, 11339 Barley Field Way, Marriottsville, MD (US) 21104
- (\*\*) Term: **14 Years**
- (21) Appl. No.: **29/219,281**
- (22) Filed: **Dec. 16, 2004**
- (51) **LOC (8) Cl.** ..... **12-16**
- (52) **U.S. Cl.** ..... **D12/415**
- (58) **Field of Classification Search** ..... D12/415, D12/418, 426, 400, 195, 190; D14/133, 157, D14/140.2, 496; 248/311.2-314, 146, 917, 248/148; 108/44, 45; 180/89.1, 90, 89.11; 296/37.1, 37.7, 37.12-37.16, 24.46, 37.8; 224/539-543, 400  
See application file for complete search history.

- D443,855 S \* 6/2001 Herer et al. .... D12/415
- D473,182 S \* 4/2003 Pfeiffer et al. .... D12/415
- D473,841 S \* 4/2003 Kendrick, III ..... D12/418
- D505,379 S \* 5/2005 Castator et al. .... D12/415

\* cited by examiner

*Primary Examiner*—Stacia Cadmus  
(74) *Attorney, Agent, or Firm*—Diller, Ramik & Wight

(57) **CLAIM**

The ornamental design for a long vehicle monitor pod, as shown and described.

**DESCRIPTION**

FIG. 1 is a perspective view of a long vehicle monitor pod carrying a monitor in phantom outline, showing my new design;

FIG. 2 is a top plan view;

FIG. 3 is a bottom plan view;

FIG. 4 is a front elevational view;

FIG. 5 is a rear elevational view;

FIG. 6 is a side elevational view; and,

FIG. 7 is a side elevational view opposite the side of FIG. 6.

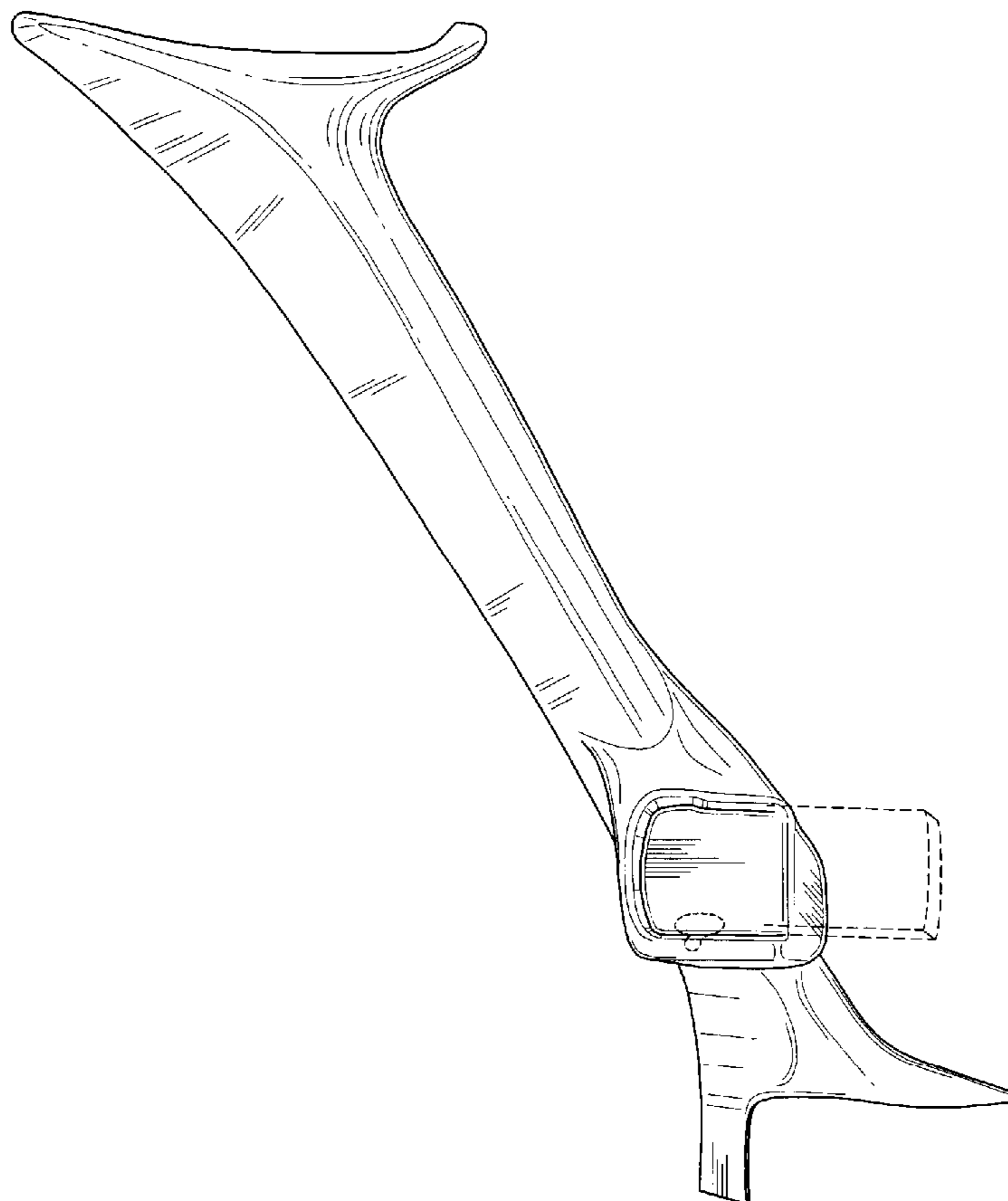
The broken line showing of environment is for illustrative purposes only and forms no part of the claimed design.

(56) **References Cited**

**U.S. PATENT DOCUMENTS**

- D253,816 S \* 1/1980 Turek ..... D12/418
- D413,856 S \* 9/1999 Scribner ..... D12/418
- D425,475 S \* 5/2000 Herer ..... D12/415
- D428,375 S \* 7/2000 Bender et al. .... D12/195
- D434,365 S \* 11/2000 Herer et al. .... D12/415

**1 Claim, 3 Drawing Sheets**



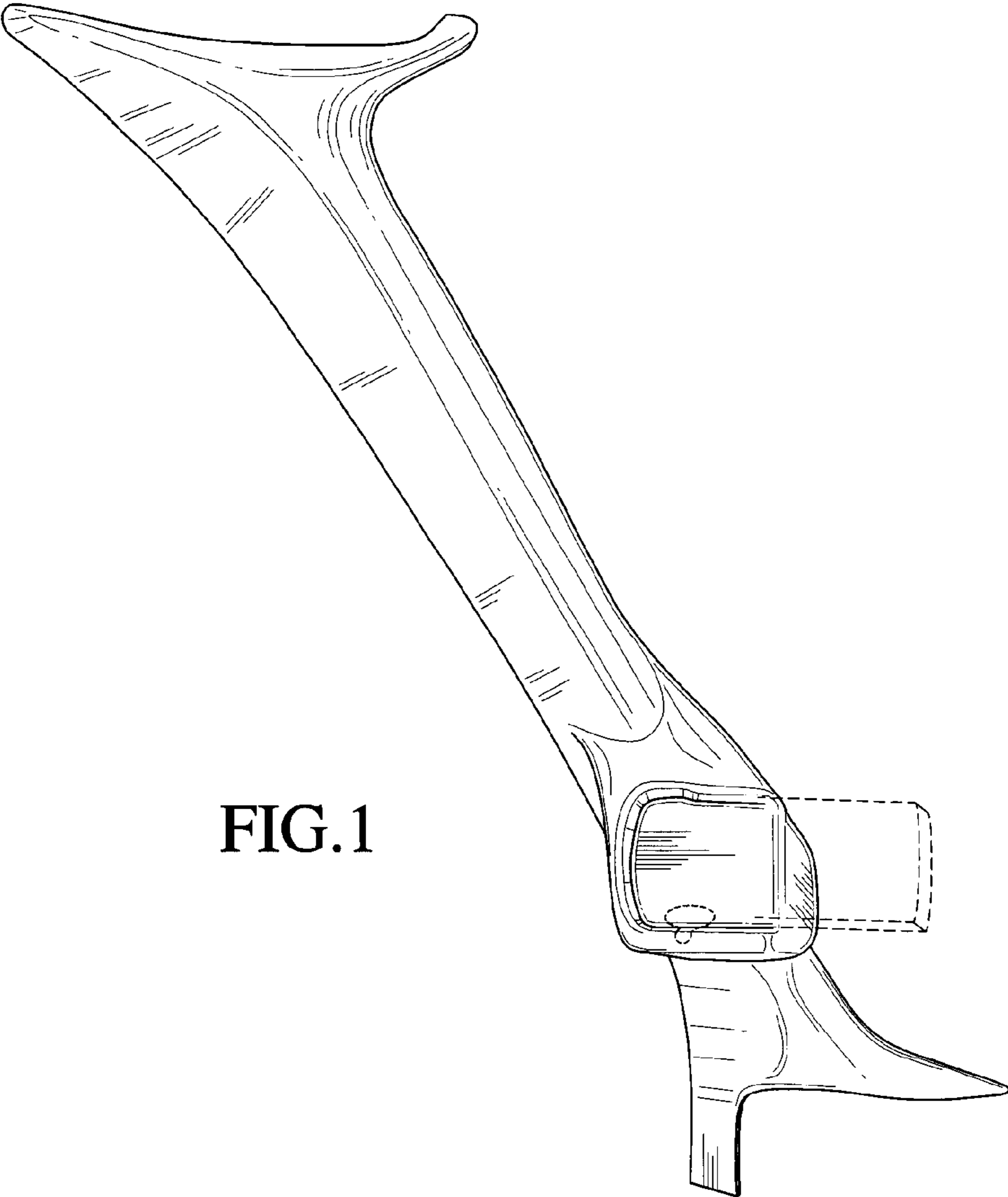


FIG.1

FIG.2


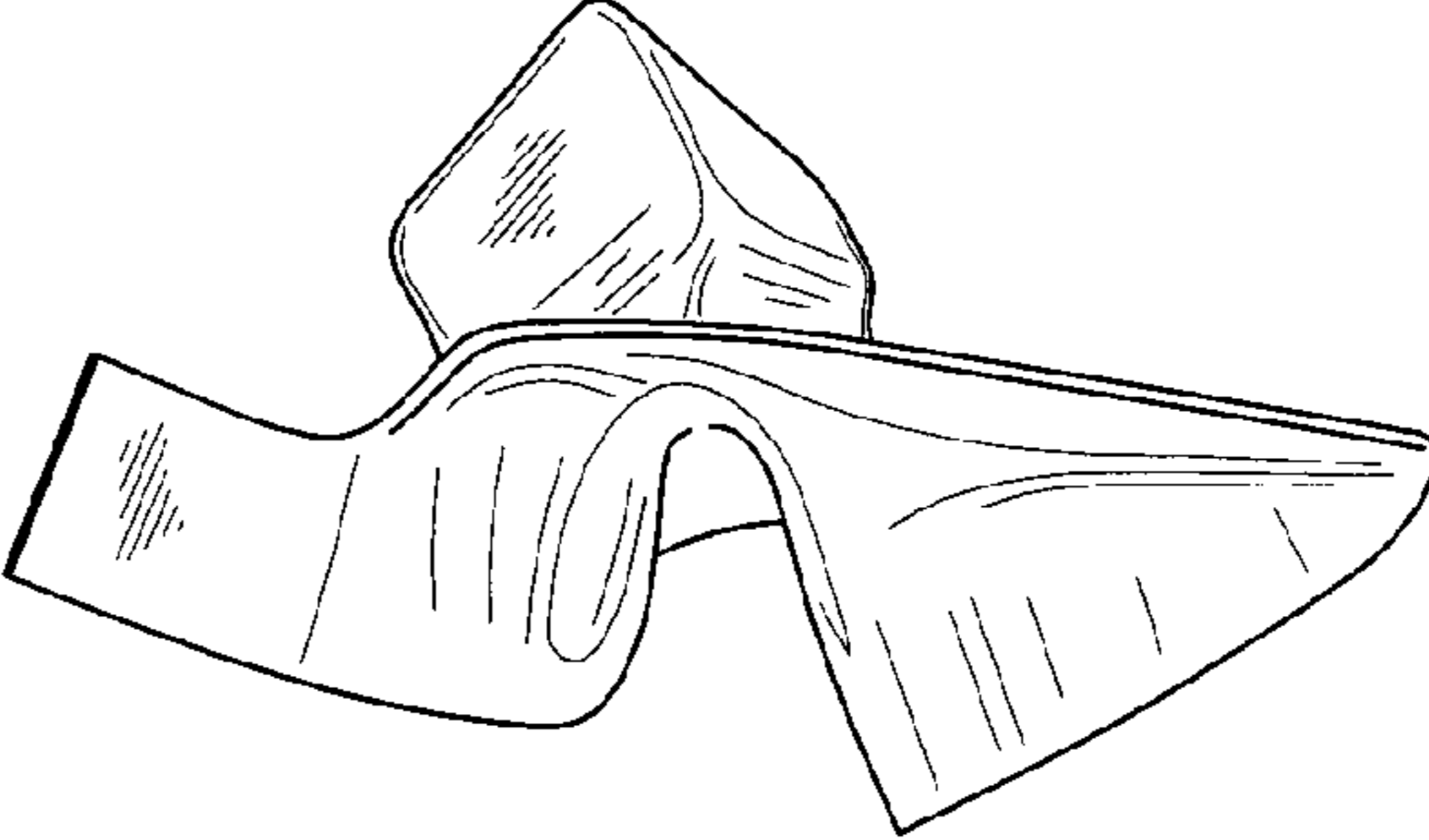


FIG.3



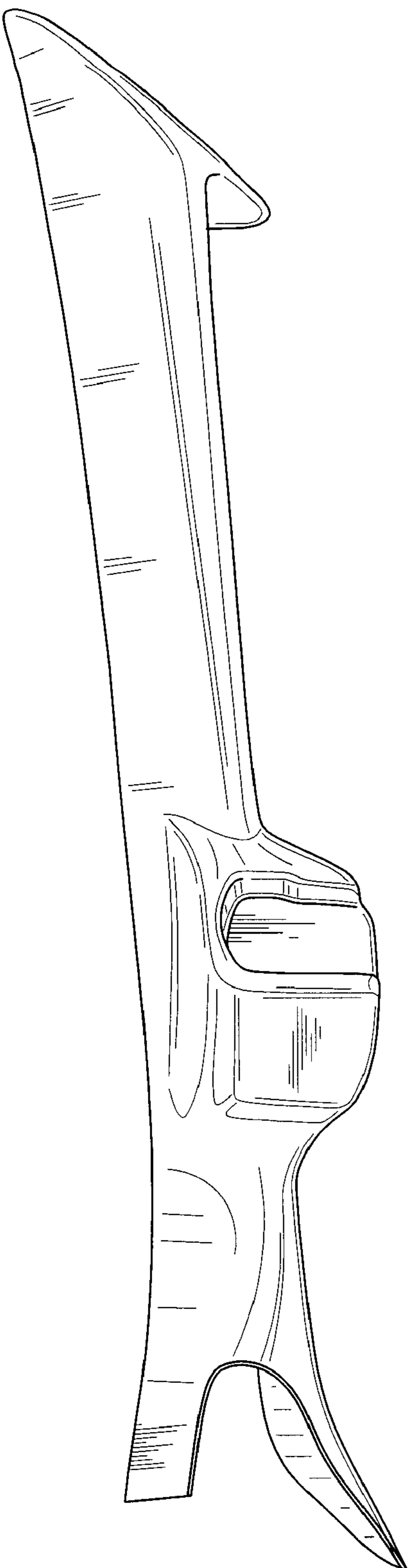


FIG.4

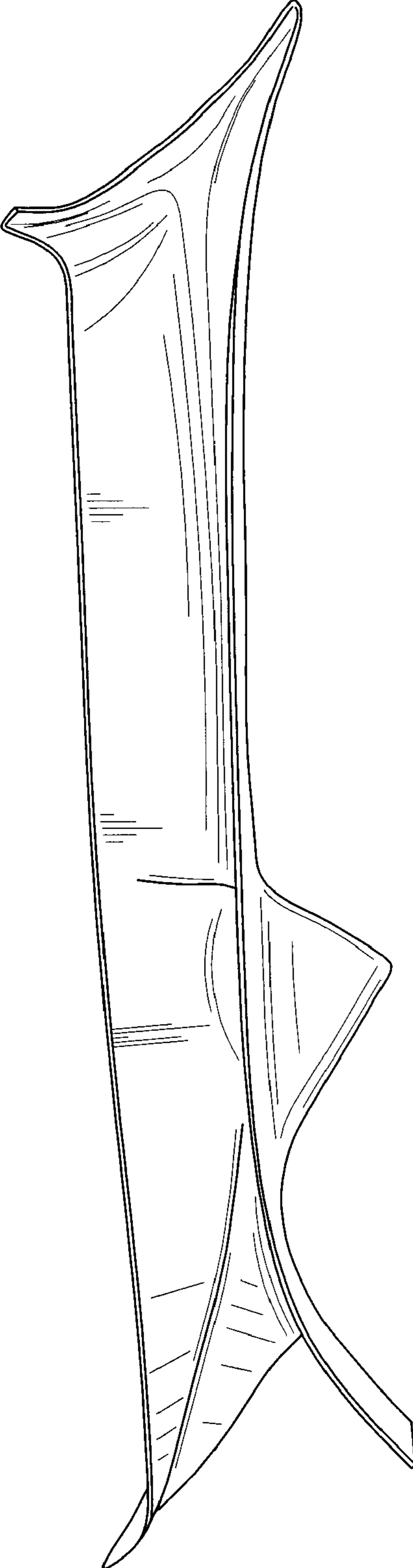


FIG.5

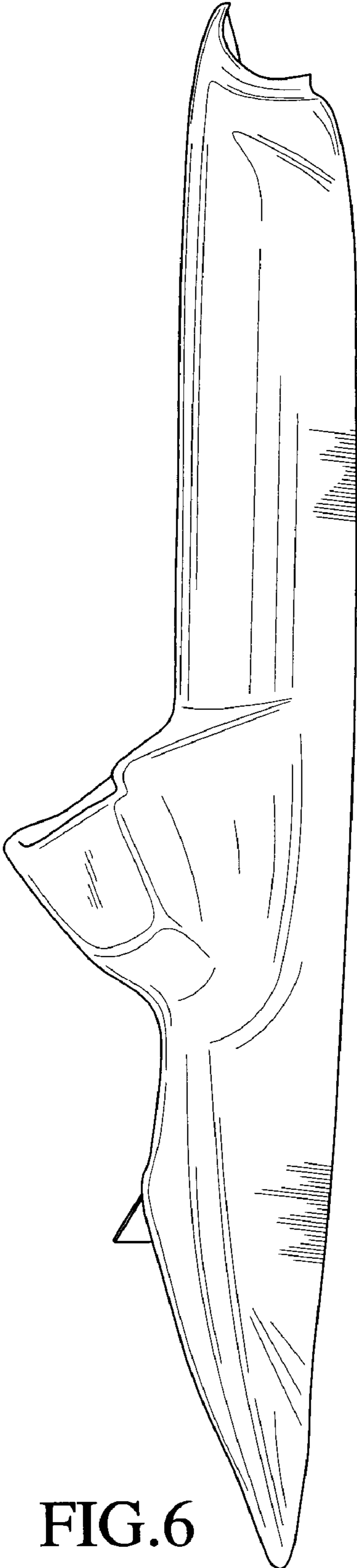


FIG. 6

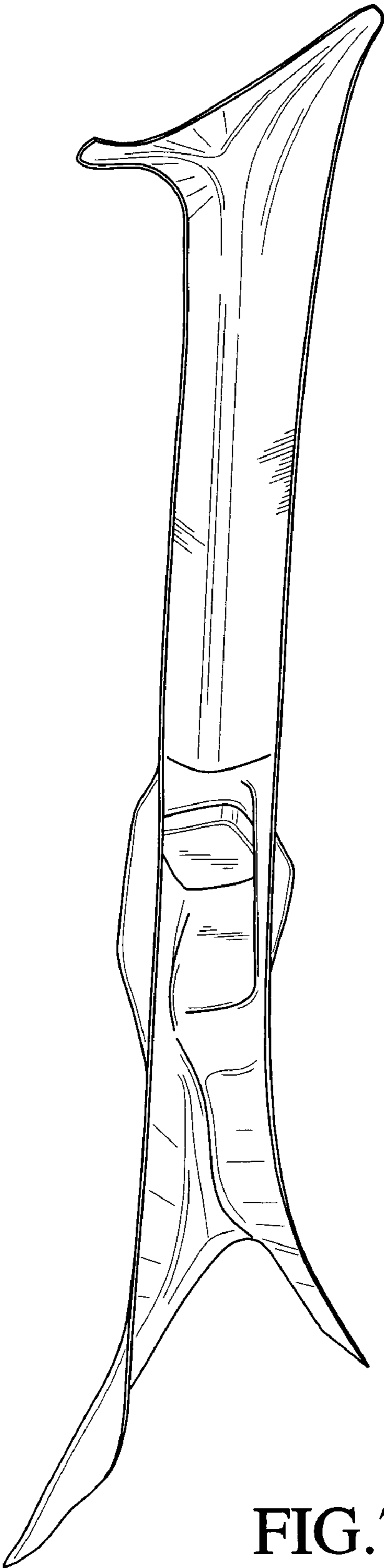


FIG. 7