



US00D516007S

(12) **United States Design Patent**
Vigneron et al.

(10) **Patent No.:** **US D516,007 S**
(45) **Date of Patent:** **** Feb. 28, 2006**

(54) **AIRPLANE**

(75) Inventors: **Yvon Vigneron**, Blagnac (FR); **Peter Hall**, Bristol (GB); **Dave White**, Bristol (GB)

(73) Assignee: **Airbus S.A.S.**, Blagnac (FR)

(**) Term: **14 Years**

(21) Appl. No.: **29/193,758**

(22) Filed: **Nov. 14, 2003**

Related U.S. Application Data

(62) Division of application No. 29/190,962, filed on Oct. 1, 2003.

(30) **Foreign Application Priority Data**

Apr. 25, 2003 (EP) 000015367

(51) **LOC (8) Cl.** **12-07**

(52) **U.S. Cl.** **D12/319**

(58) **Field of Classification Search** D12/319-345;
244/12.5, 13, 15, 55, 65

See application file for complete search history.

(56) **References Cited**

U.S. PATENT DOCUMENTS

D464,604 S * 10/2002 Jamgarov D12/319

D495,988 S * 9/2004 Beaunis et al. D12/319
D500,281 S * 12/2004 Aruga et al. D12/319
D504,862 S * 5/2005 Seidel D12/319

* cited by examiner

Primary Examiner—Marcus A. Jackson

(74) *Attorney, Agent, or Firm*—Oblon, Spivak, McClelland, Maier & Neustadt, P.C.

(57) **CLAIM**

The ornamental design for an airplane, as shown and described.

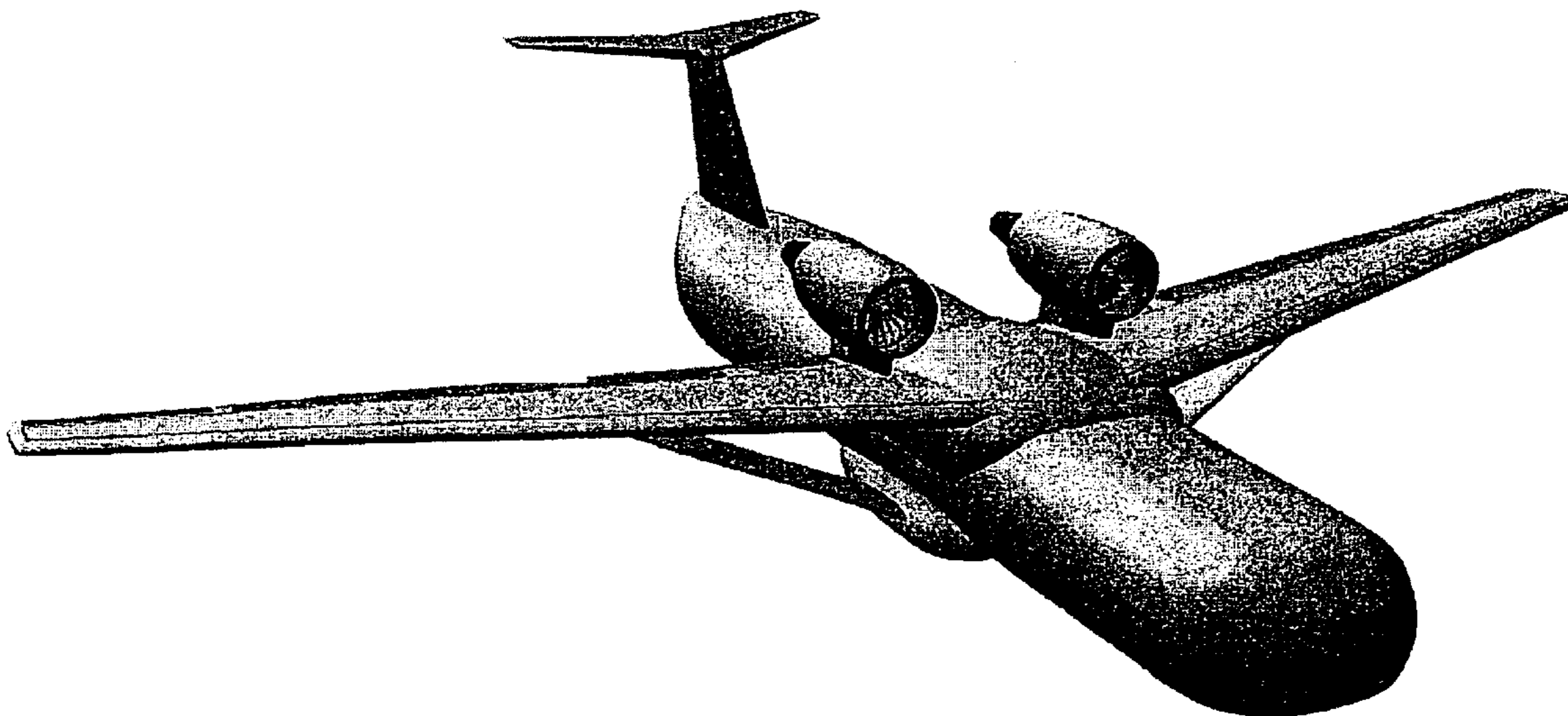
DESCRIPTION

FIG. 1 is a top, front and left side perspective view of an airplane in a closed configuration according to the present invention, the top, front and right side perspective view being a mirror image of the perspective view shown;

FIG. 2 is a top, front and left side perspective view thereof in an open configuration, the top, rear and right side perspective view being a mirror image of the perspective view shown; and,

FIG. 3 is a top, rear and left side perspective view thereof in an open configuration, the top, rear and right side perspective view being a mirror image of the perspective view shown.

1 Claim, 3 Drawing Sheets



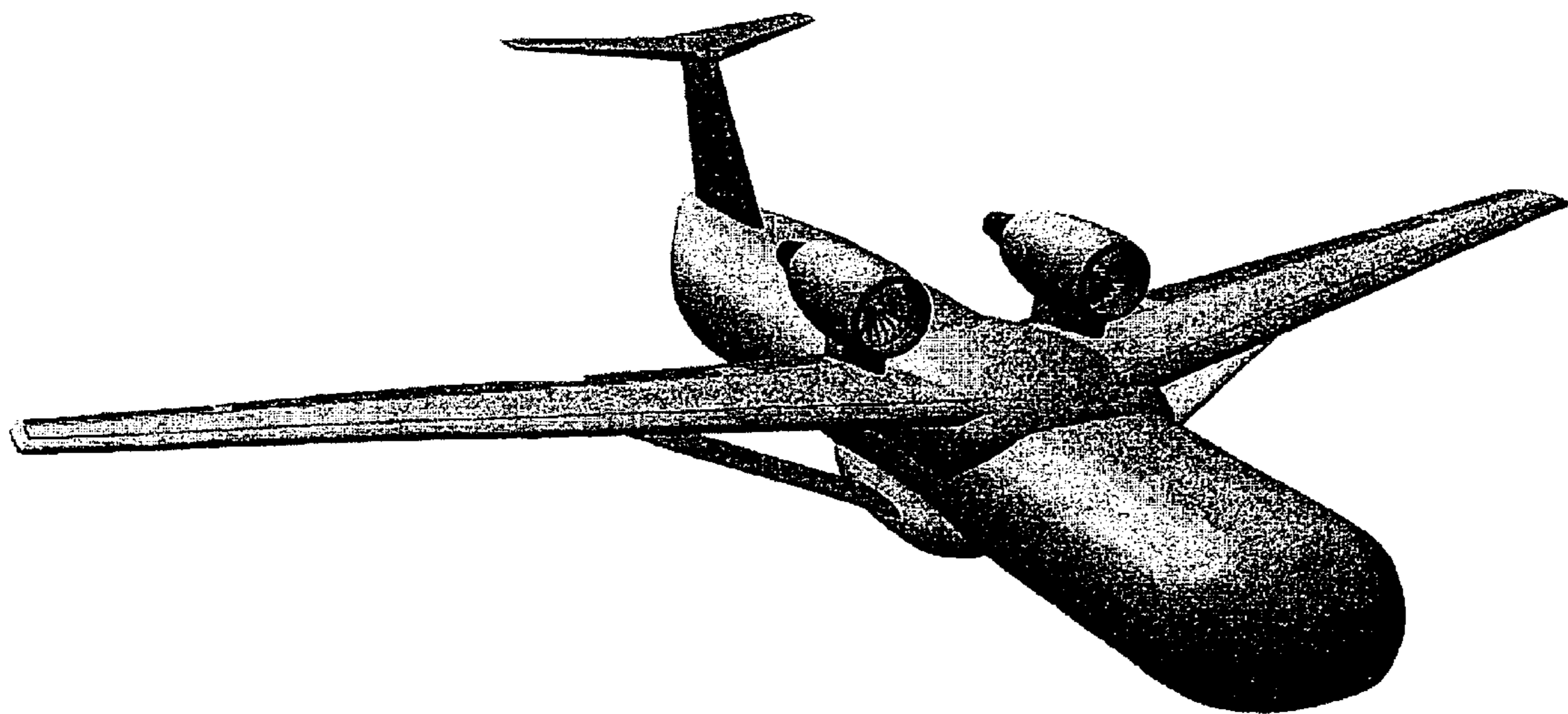


FIGURE 1




FIGURE 2

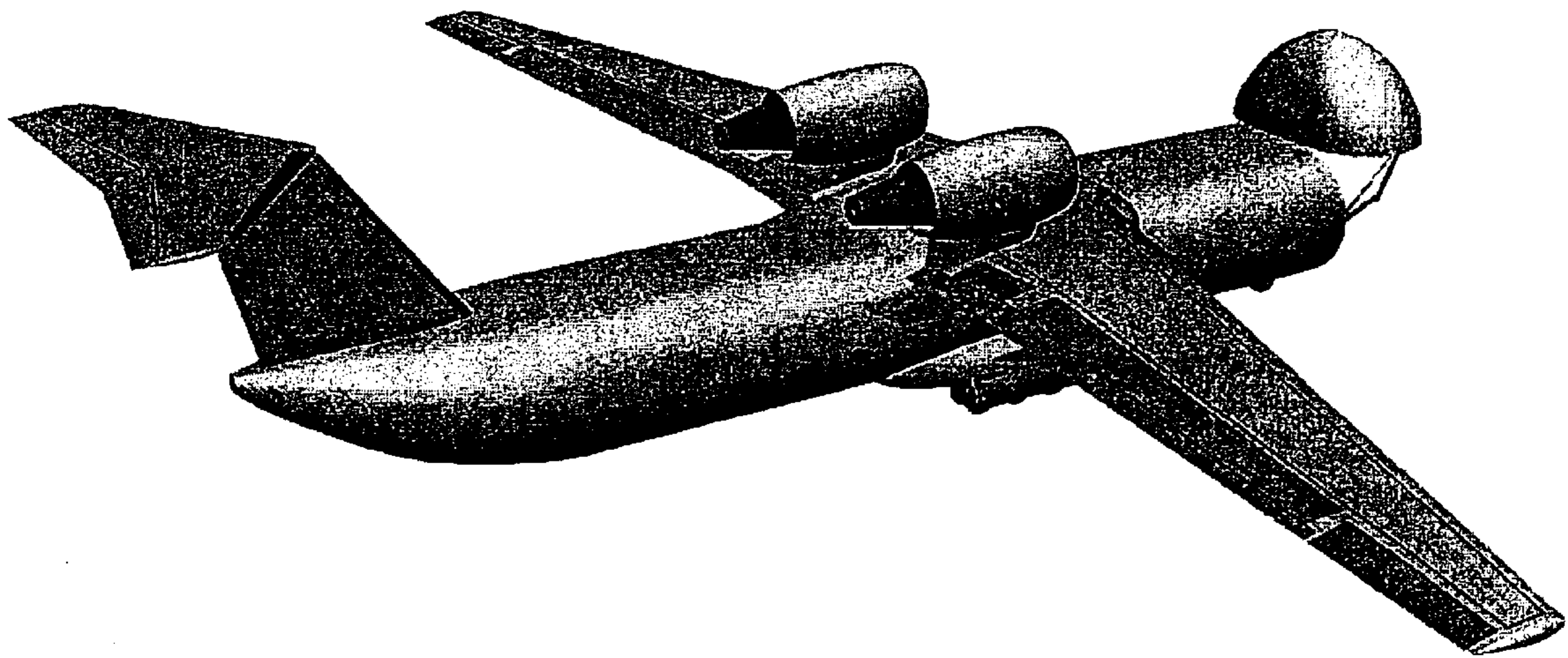


FIGURE 3