



US00D515975S

(12) **United States Design Patent**  
**Gunby**

(10) **Patent No.:** **US D515,975 S**  
(45) **Date of Patent:** **\*\* Feb. 28, 2006**

(54) **TRAILER**

(76) **Inventor:** **William Gunby**, 2740 SW. Martin  
Downs Blvd. #251, Palm City, FL (US)  
34990

(\*\*) **Term:** **14 Years**

(21) **Appl. No.:** **29/208,869**

(22) **Filed:** **Jul. 8, 2004**

**Related U.S. Application Data**

(63) Continuation-in-part of application No. 29/187,492, filed on Aug. 4, 2003, and a continuation of application No. 29/186,141, filed on Jul. 11, 2003.

(51) **LOC (8) Cl.** ..... **12-10**

(52) **U.S. Cl.** ..... **D12/103**

(58) **Field of Classification Search** ..... D12/82,  
D12/84, 86, 93, 100, 103, 105; 296/24.1,  
296/156, 168, 178, 181, 183, 190; 280/423.1  
See application file for complete search history.

(56) **References Cited**

**U.S. PATENT DOCUMENTS**

D134,718 S \* 1/1943 Thurston ..... D12/84  
3,692,332 A \* 9/1972 Pappatheodoru ..... 280/423.1  
3,719,244 A \* 3/1973 Miller et al. .... 180/14.1  
D230,578 S \* 3/1974 Taylor ..... D12/103

3,825,281 A \* 7/1974 Howard ..... 280/423.1  
D249,667 S \* 9/1978 Thompson ..... D12/103  
D267,710 S \* 1/1983 King ..... D12/103  
D449,797 S \* 10/2001 Gerzeny et al. .... D12/103  
D458,876 S \* 6/2002 Kendall ..... D12/103  
D481,972 S \* 11/2003 Adelizzi et al. .... D12/84  
6,782,623 B1 \* 8/2004 Gerzeny et al. .... 29/897.2  
D503,126 S \* 3/2005 Papke et al. .... D12/84  
6,860,545 B1 \* 3/2005 Ingram et al. .... 296/184.1

\* cited by examiner

*Primary Examiner*—Melody N. Brown

(74) *Attorney, Agent, or Firm*—Connolly Bove Lodge & Hutz LLP; Larry J. Hume

(57) **CLAIM**

The ornamental design for a trailer, as shown and described.

**DESCRIPTION**

FIG. 1 is a left side elevation view of a trailer showing my new design, the vehicle shown in broken lines are for illustrative purposes only and form no part of the claimed design;

FIG. 2 is a top plan view thereof;

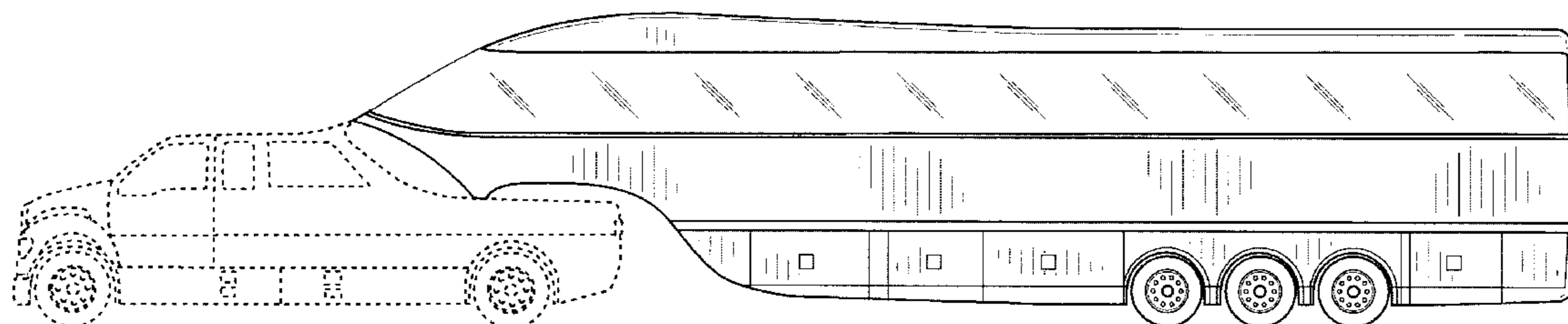
FIG. 3 is a rear elevation view thereof;

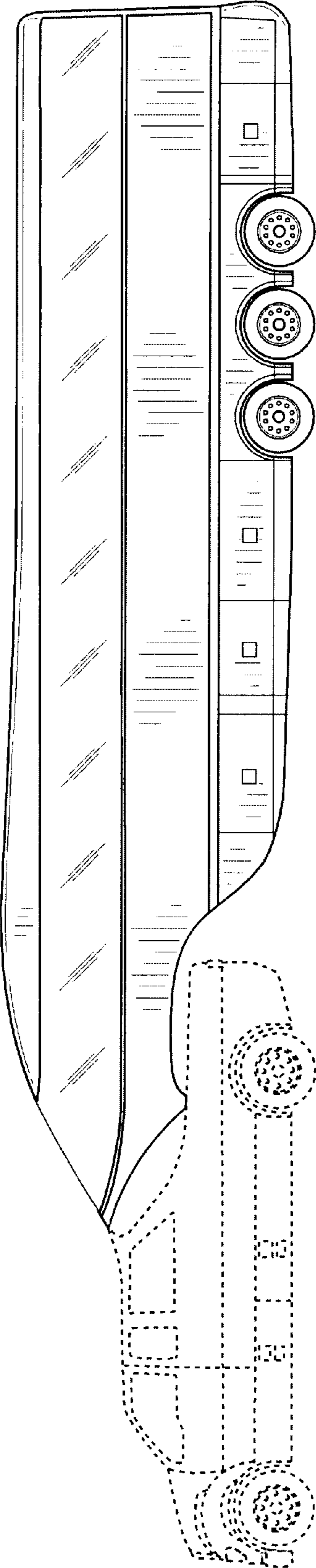
FIG. 4 is a front elevation view thereof; and,

FIG. 5 is a front and left side perspective view thereof.

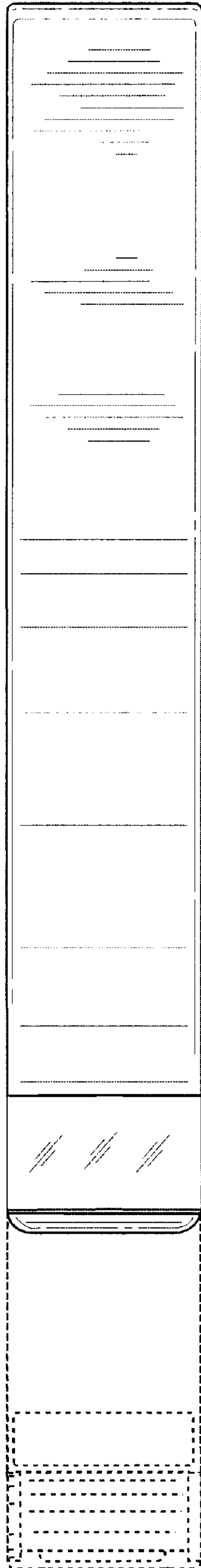
The right side elevation view is a mirror-image of FIG. 1, and is not included herewith.

**1 Claim, 4 Drawing Sheets**

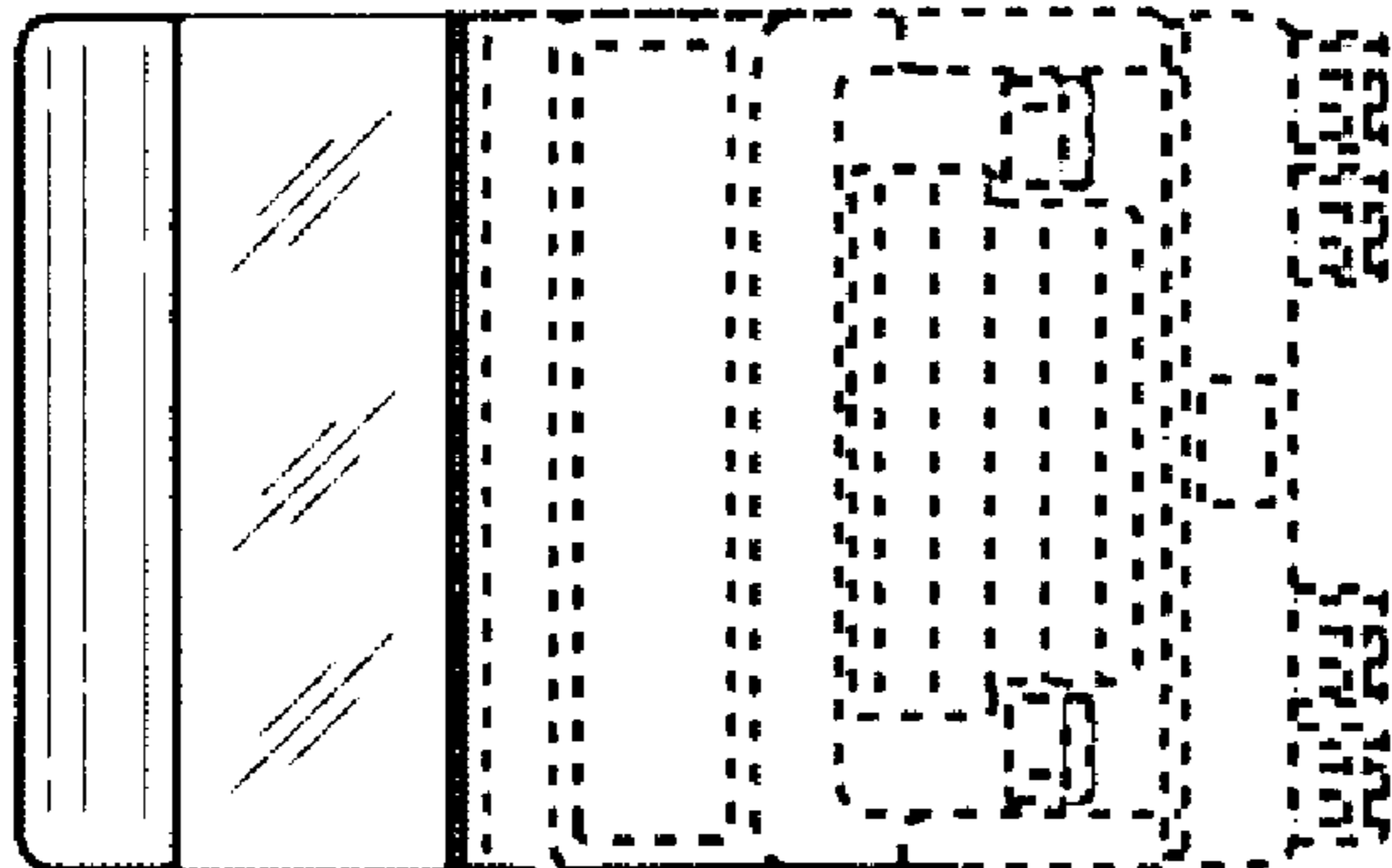




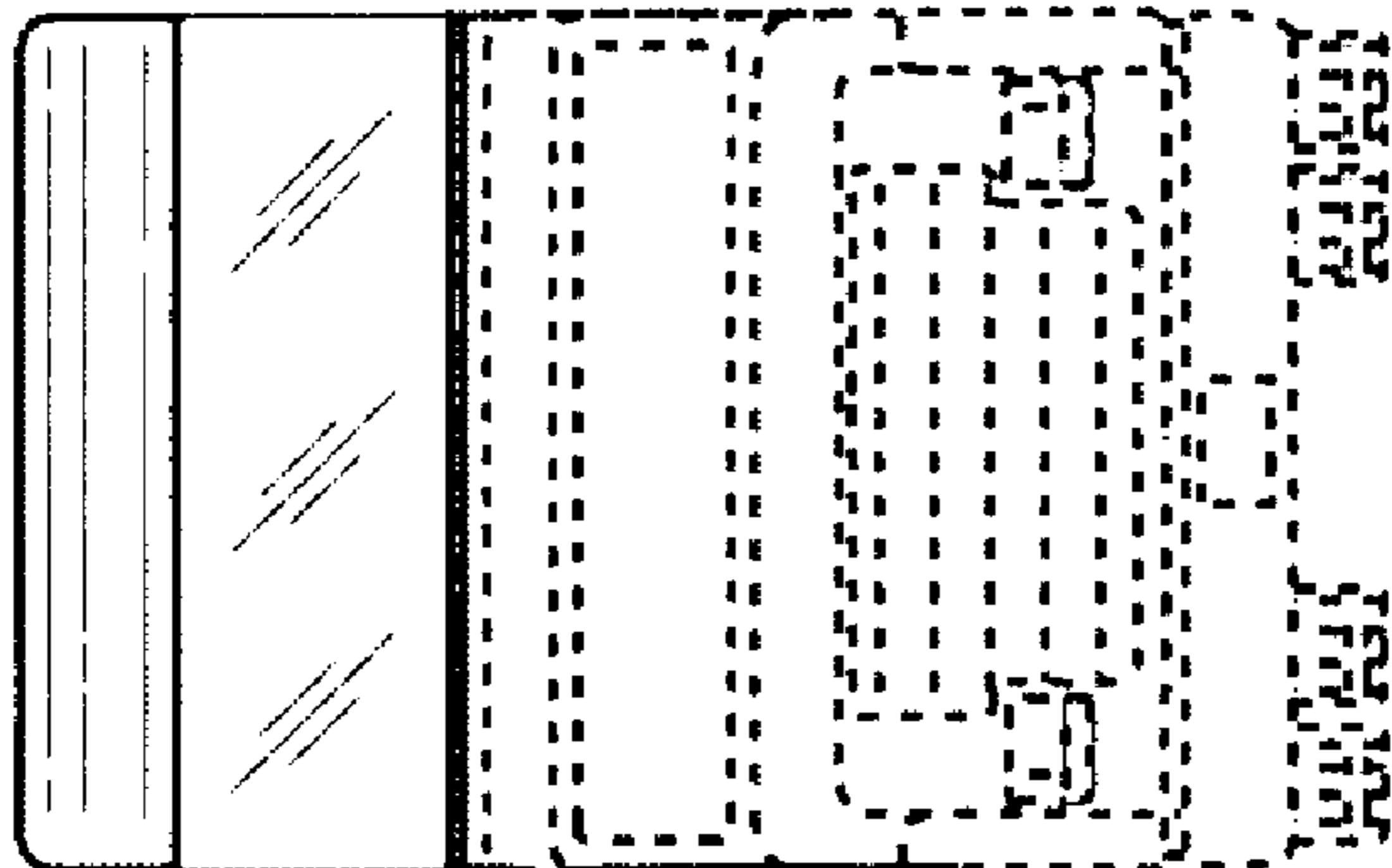
**FIG. 1**



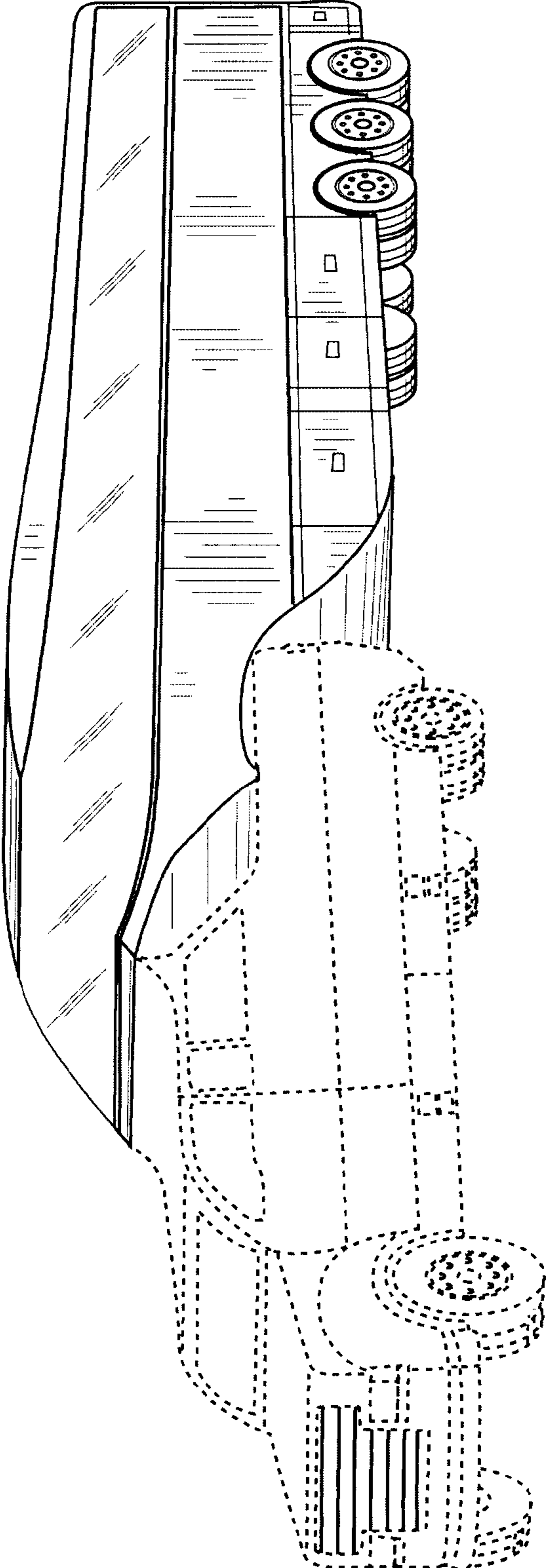
**FIG. 2**



**FIG. 3**



**FIG. 4**



**FIG. 5**