



US00D515974S

(12) **United States Design Patent**
Parkinson et al.

(10) **Patent No.:** **US D515,974 S**

(45) **Date of Patent:** **** Feb. 28, 2006**

(54) **VEHICLE BODY**

D474,424 S * 5/2003 Tachibana et al. D12/92
D486,423 S * 2/2004 Ikeda et al. D12/92

(75) Inventors: **Kenneth K. Parkinson**, Rochester, MI (US); **Phillip A. Zak, Jr.**, West Bloomfield, MI (US)

* cited by examiner

(73) Assignee: **General Motors Corporation**, Detroit, MI (US)

Primary Examiner—Melody N. Brown
(74) *Attorney, Agent, or Firm*—Timothy G. Gorbatoff

(**) Term: **14 Years**

(57) **CLAIM**

The ornamental design for a vehicle body, as shown and described.

(21) Appl. No.: **29/196,232**

DESCRIPTION

(22) Filed: **Dec. 22, 2003**

(51) **LOC (8) Cl.** **12-08**

(52) **U.S. Cl.** **D12/92**

(58) **Field of Classification Search** D12/90-92,
D12/86; D21/424, 433, 548, 549; 296/185,
296/186; 446/454-456, 465, 470

FIG. 1 is a front, side and top perspective view of a vehicle body showing the new design; and

FIG. 2 is a side elevation view thereof, the opposite side is a mirror image of that shown; and,

FIG. 3 is a rear, opposite side and top perspective view thereof.

See application file for complete search history.


In the drawing views, the tires and wheels shown in broken lines are for illustrative purposes only and form no part of the claimed design.

(56) **References Cited**

U.S. PATENT DOCUMENTS

D473,491 S * 4/2003 Tanabe et al. D12/92

1 Claim, 2 Drawing Sheets






FIG. 1




FIG. 3

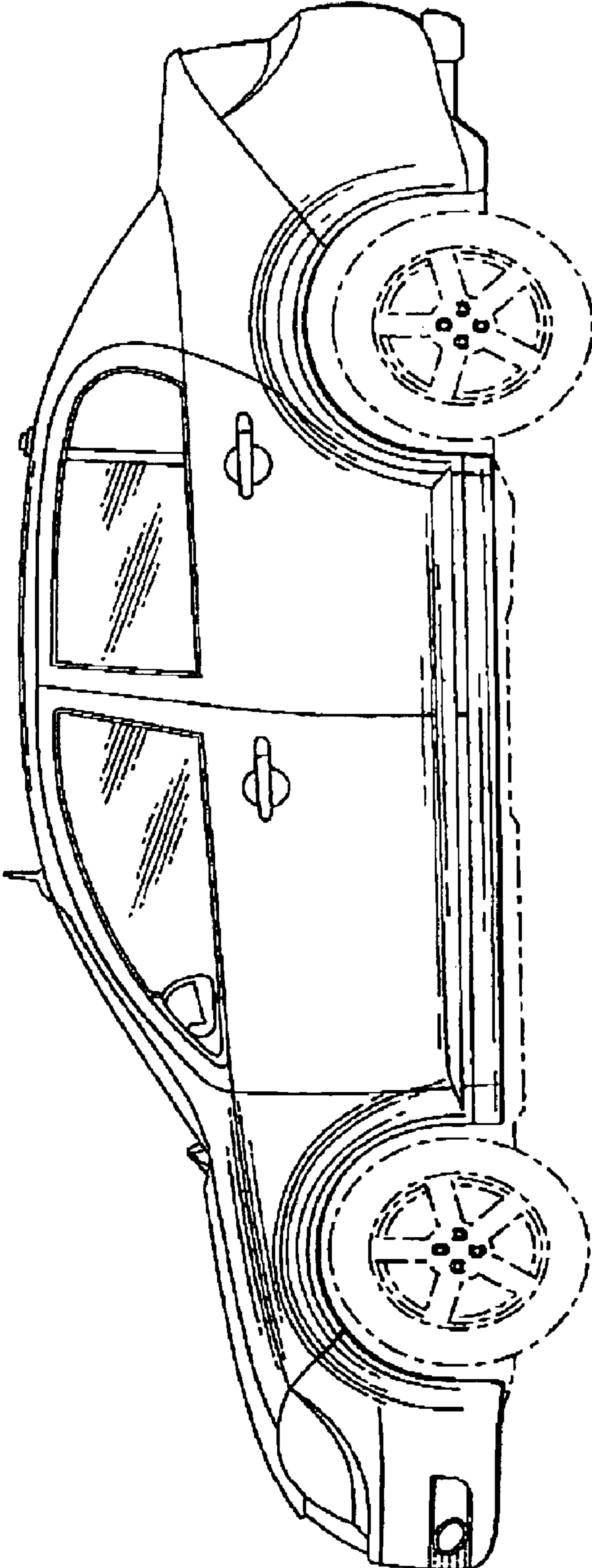


FIG. 2