



US00D515973S

(12) **United States Design Patent** (10) **Patent No.:** **US D515,973 S**
Paris-Gonzalez (45) **Date of Patent:** **** Feb. 28, 2006**

(54) **AUTOMOTIVE EXTERIOR**

(75) Inventor: **Jose M. Paris-Gonzalez**, Los Angeles, CA (US)

(73) Assignee: **Ford Global Technologies LLC**, Dearborn, MI (US)

(**) Term: **14 Years**

(21) Appl. No.: **29/219,926**

(22) Filed: **Dec. 22, 2004**

(51) **LOC (8) Cl.** **12-08**

(52) **U.S. Cl.** **D12/91**

(58) **Field of Classification Search** D12/90-92, D12/86; D21/424, 433; 296/181.1, 181.5
See application file for complete search history.

(56) **References Cited**

U.S. PATENT DOCUMENTS

D406,795 S	*	3/1999	Nagura et al.	D12/91
D446,752 S	*	8/2001	Akashi et al.	D12/91
D458,189 S	*	6/2002	Wyatt	D12/91
D470,796 S	*	2/2003	Nakajima et al.	D12/91
D505,095 S	*	5/2005	Frye	D12/91

OTHER PUBLICATIONS

automobiles.honda.com: 2005 Element: Exterior Gallery Pictures, 15 pgs.

* cited by examiner

Primary Examiner—Melody N. Brown

(74) *Attorney, Agent, or Firm*—Frank A. MacKenzie

(57) **CLAIM**

The ornamental design for an automotive exterior, as shown and described.

DESCRIPTION

FIG. 1 is a front side perspective view of an automotive exterior in accordance with the present invention;

FIG. 2 is a front perspective view of the automotive exterior of FIG. 1;


FIG. 3 is a right side perspective view of the automotive exterior of FIG. 1, wherein the left side perspective view is a mirror image thereof;

FIG. 4 is a rear perspective view of the automotive exterior of FIG. 1;

FIG. 5 is a front perspective view of a second embodiment automotive exterior in accordance with the present invention, wherein the right side perspective view is illustrated in FIG. 3, the left side perspective view is a mirror image of FIG. 3, and the rear perspective view is illustrated in FIG. 4; FIG. 6 is a side perspective view of a third embodiment automotive exterior in accordance with the present invention, wherein the front perspective view is illustrated in FIG. 2 and the rear perspective view is illustrated in FIG. 4; and, FIG. 7 is a right side perspective view of the FIG. 6 embodiment, wherein the left side perspective view is a mirror image FIG. 7.

The top plan view of all three embodiments are plain and unornamented. The wheels shown in broken lines in FIGS. 6 and 7 of the third embodiment are shown for illustrative purposes only and form no part of the claimed design.

1 Claim, 6 Drawing Sheets



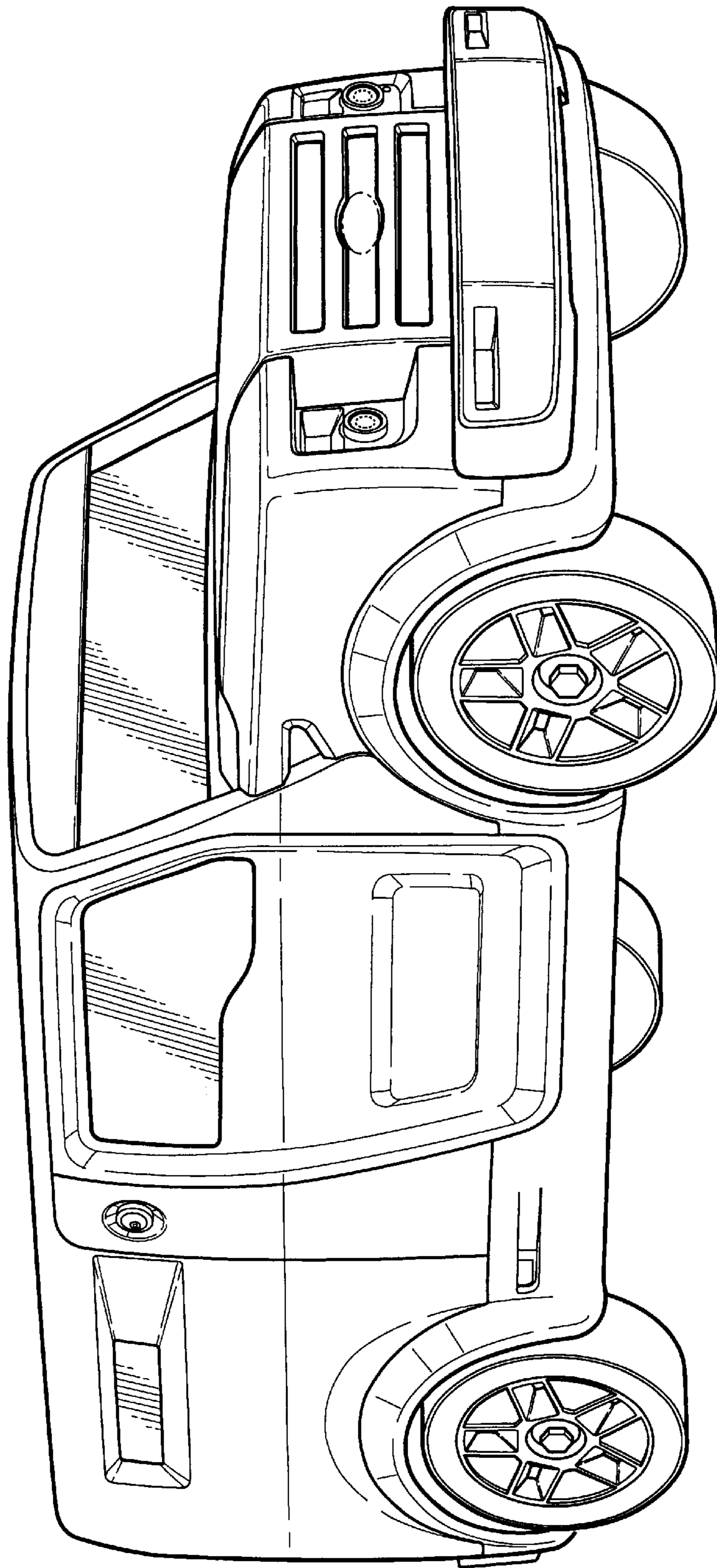


FIG - 1




FIG - 2

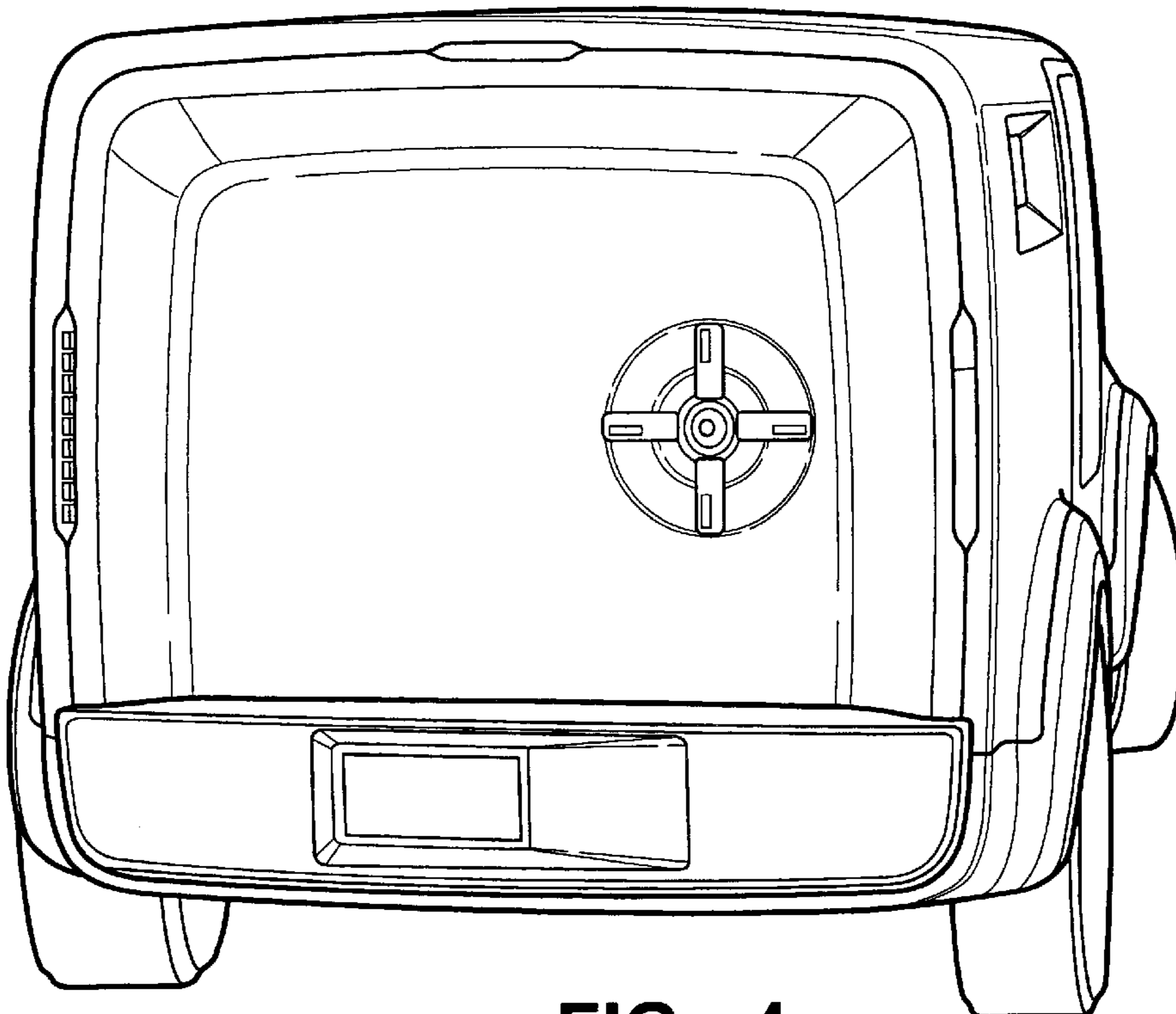


FIG - 4

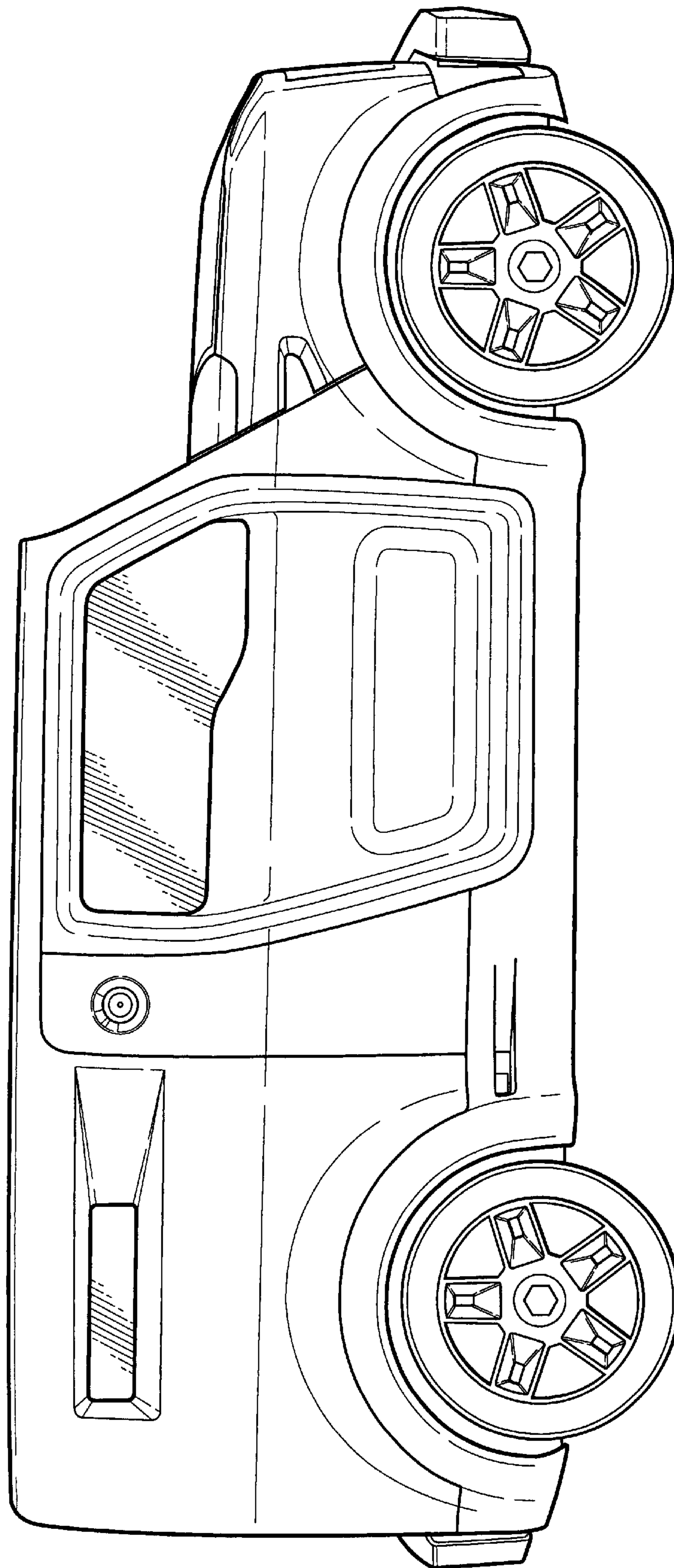


FIG - 3




FIG - 5

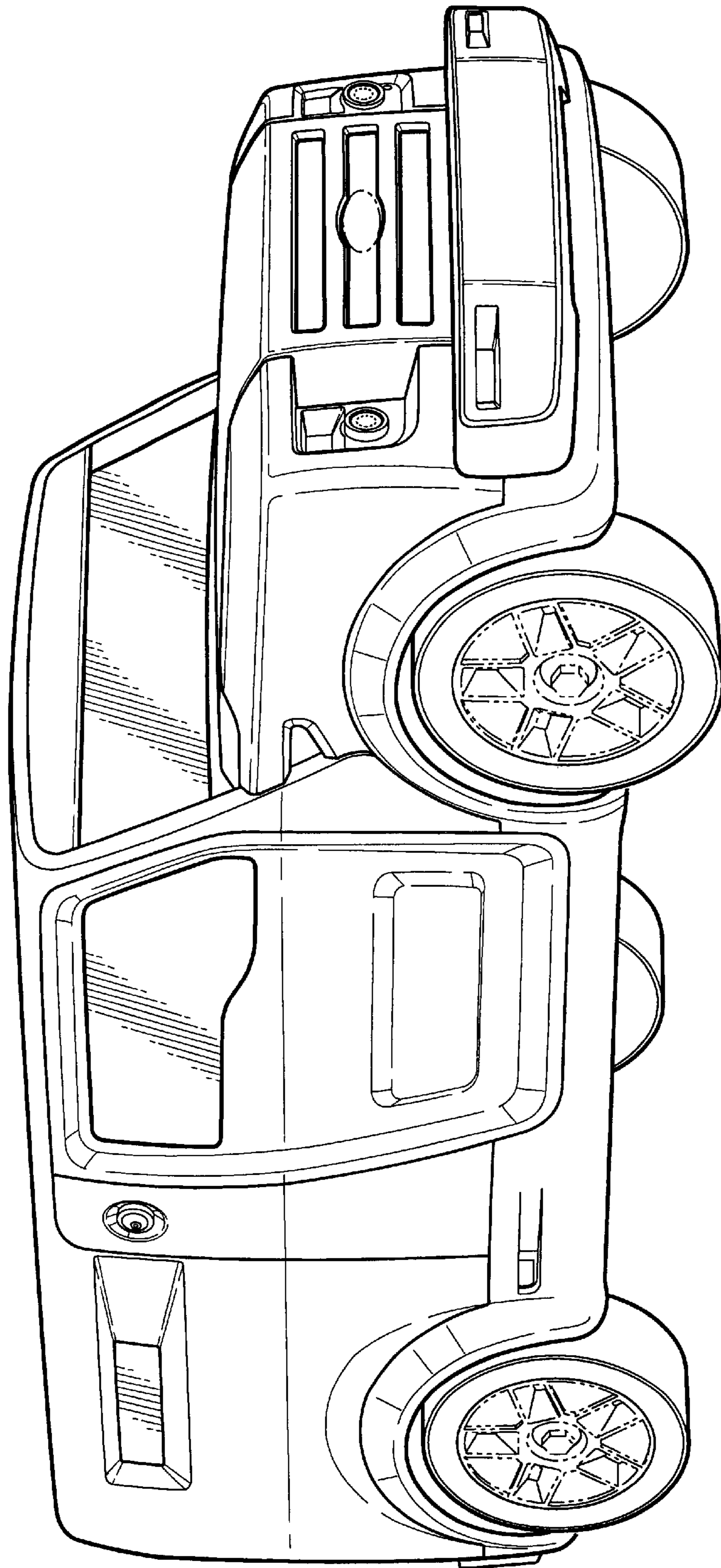


FIG - 6

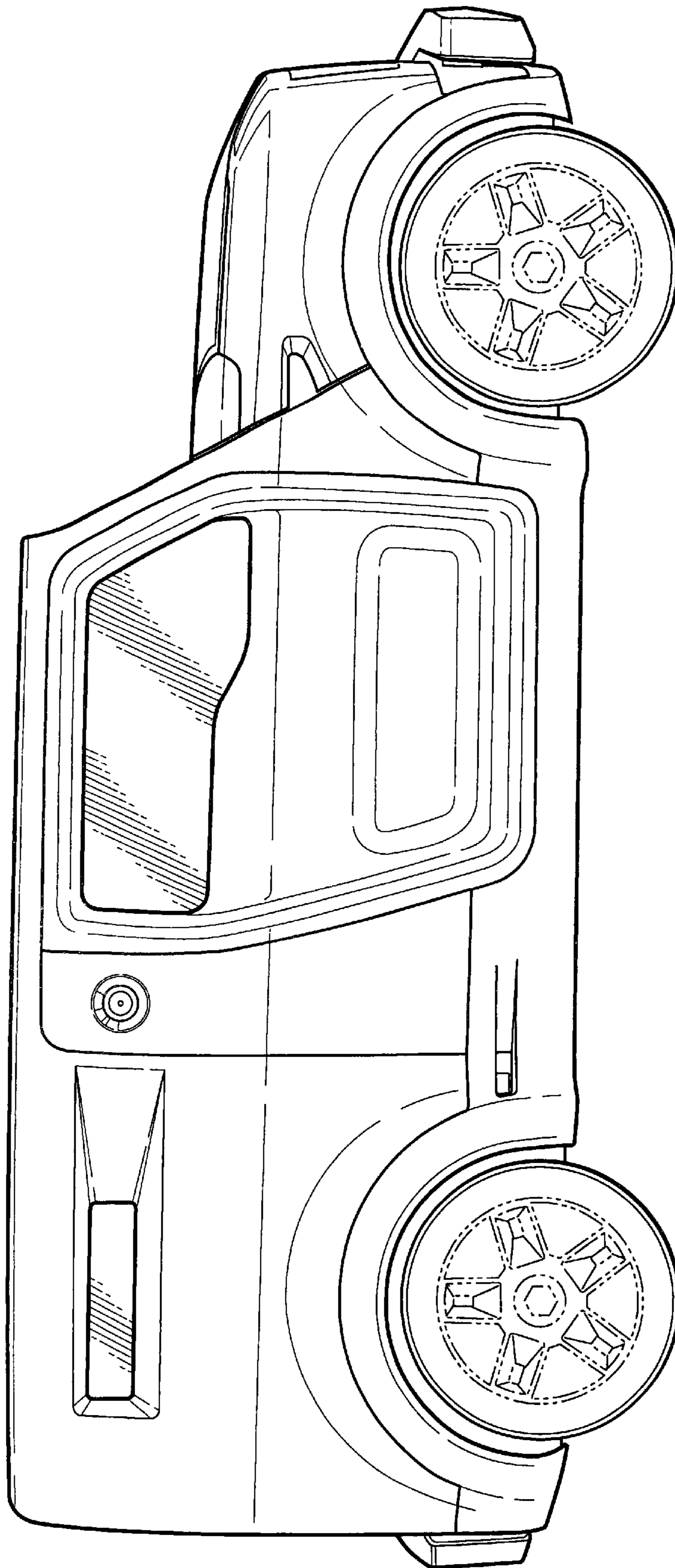


FIG - 7