



US00D515957S

(12) **United States Design Patent** (10) **Patent No.:** **US D515,957 S**
Dueker et al. (45) **Date of Patent:** **** *Feb. 28, 2006**

(54) **ILLUMINATED SIGNALING DEVICE**

(75) Inventors: **Kenneth S. Dueker**, Atherton, CA (US); **Paul M. Hagelin**, Saratoga, CA (US); **Troy J. Edwards**, Campbell, CA (US); **Russell E. Tavernetti**, San Carlos, CA (US)

(73) Assignee: **PowerFlare Corporation**, Menlo Park, MA (US)

(*) Notice: This patent is subject to a terminal disclaimer.

(**) Term: **14 Years**

(21) Appl. No.: **29/190,137**

(22) Filed: **Sep. 15, 2003**

(51) **LOC (8) Cl.** **10-05**

(52) **U.S. Cl.** **D10/109**

(58) **Field of Classification Search** D26/74, D26/61, 60, 40, 39, 38, 37, 28; D22/137; D13/154; D10/62, 121, 115, 114, 113, 111, D10/109, 104; D32/21; D8/359, 358; 362/364, 362/158, 157, 108, 103; 242/608, 600, 381.6
See application file for complete search history.

(56) **References Cited**

U.S. PATENT DOCUMENTS

D25,881 S	*	8/1896	Mundell	D10/121
1,087,574 A	*	2/1914	Dawes	40/572
1,736,830 A	*	11/1929	McKee et al.	404/15
D85,048 S	*	9/1931	Kirkland	D10/111
1,959,671 A	*	5/1934	Handlan	246/473.3
2,296,005 A	*	9/1942	Weiner	40/555
D212,752 S	*	11/1968	Jacquemin	D22/137
3,448,259 A	*	6/1969	Nitsch et al.	362/326
D243,746 S	*	3/1977	Youngblood	D8/359

D248,592 S	*	7/1978	Urbanek et al.	D10/114
4,330,005 A	*	5/1982	Kjarsgaard	137/355.28
D275,263 S	*	8/1984	Cutler	D8/358
D283,647 S	*	4/1986	Schumann	D26/67
D346,125 S	*	4/1994	Cote et al.	D10/104
D349,466 S	*	8/1994	Chang	D10/114
5,779,344 A	*	7/1998	Tseng	362/459
D448,651 S	*	10/2001	Kovacik et al.	D8/358
D476,879 S	*	7/2003	Chu	D8/358
D496,253 S	*	9/2004	Kovacik et al.	D8/358

OTHER PUBLICATIONS

“Trek® Disco Inferno Tail Light,” www.trekbikes.com, 1 pg.
Turboflare—Products and Technical Specifications, 3 pages.
“More than Just a Road Marker Lanelight,” www.swarco.com, 1 page.
“Low Profile Signal Head,” www.crosswalks.com, 1 pg.

* cited by examiner

Primary Examiner—Cathron C. Brooks

Assistant Examiner—Austin Murphy

(74) *Attorney, Agent, or Firm*—Sawyer Law Group LLP

(57) **CLAIM**

The ornamental design for an illuminated signaling device, as shown.

DESCRIPTION

FIG. 1 is a front perspective view of the illuminated signaling device showing our new design.

FIG. 2 is a top plan view of FIG. 1.

FIG. 3 is a bottom plan view of FIG. 1.

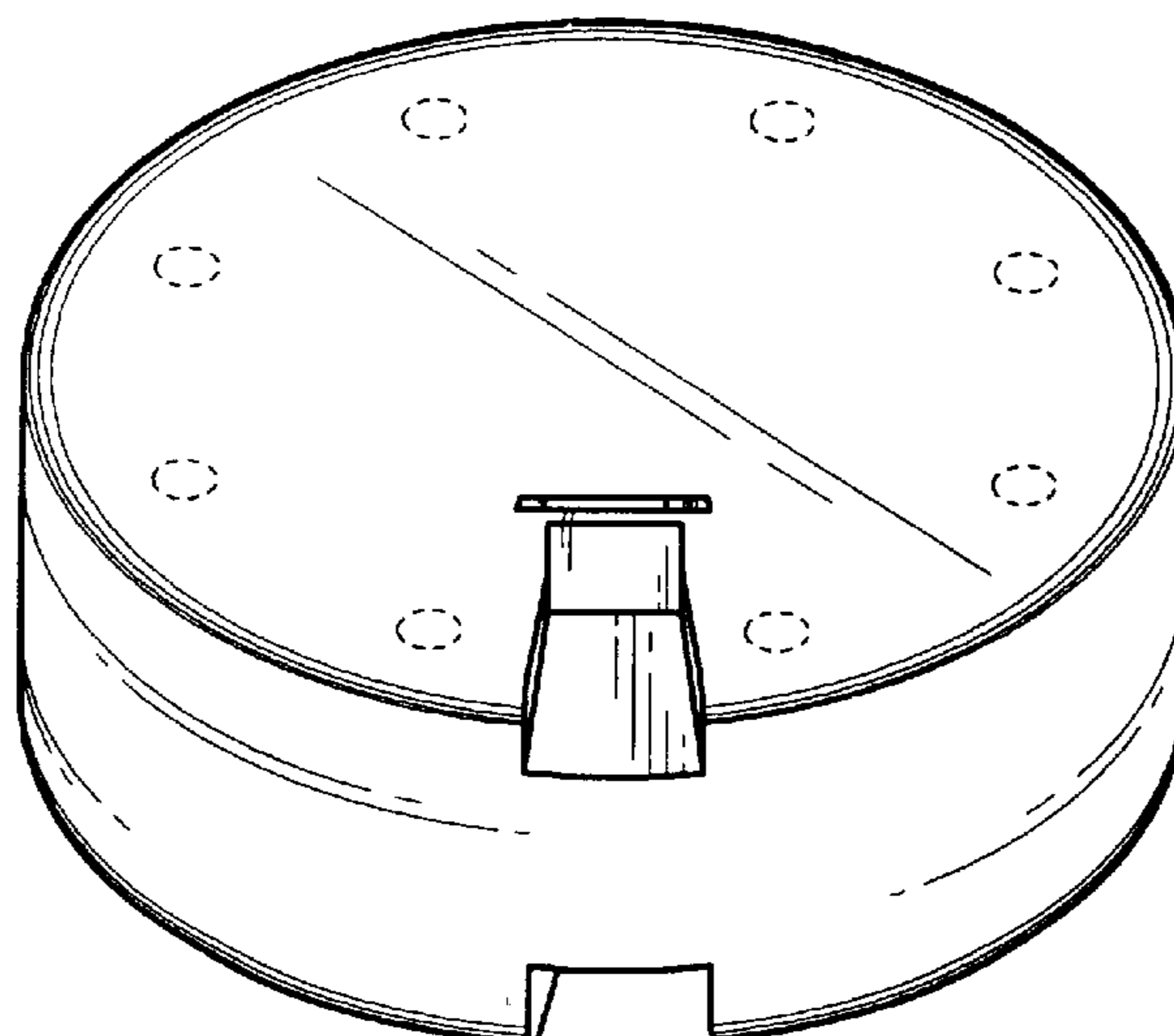
FIG. 4 is a front elevation view of FIG. 1.

FIG. 5 is a back view of FIG. 1.

FIG. 6 is a right view of FIG. 1; and,

FIG. 7 is a left view of FIG. 1.

1 Claim, 3 Drawing Sheets



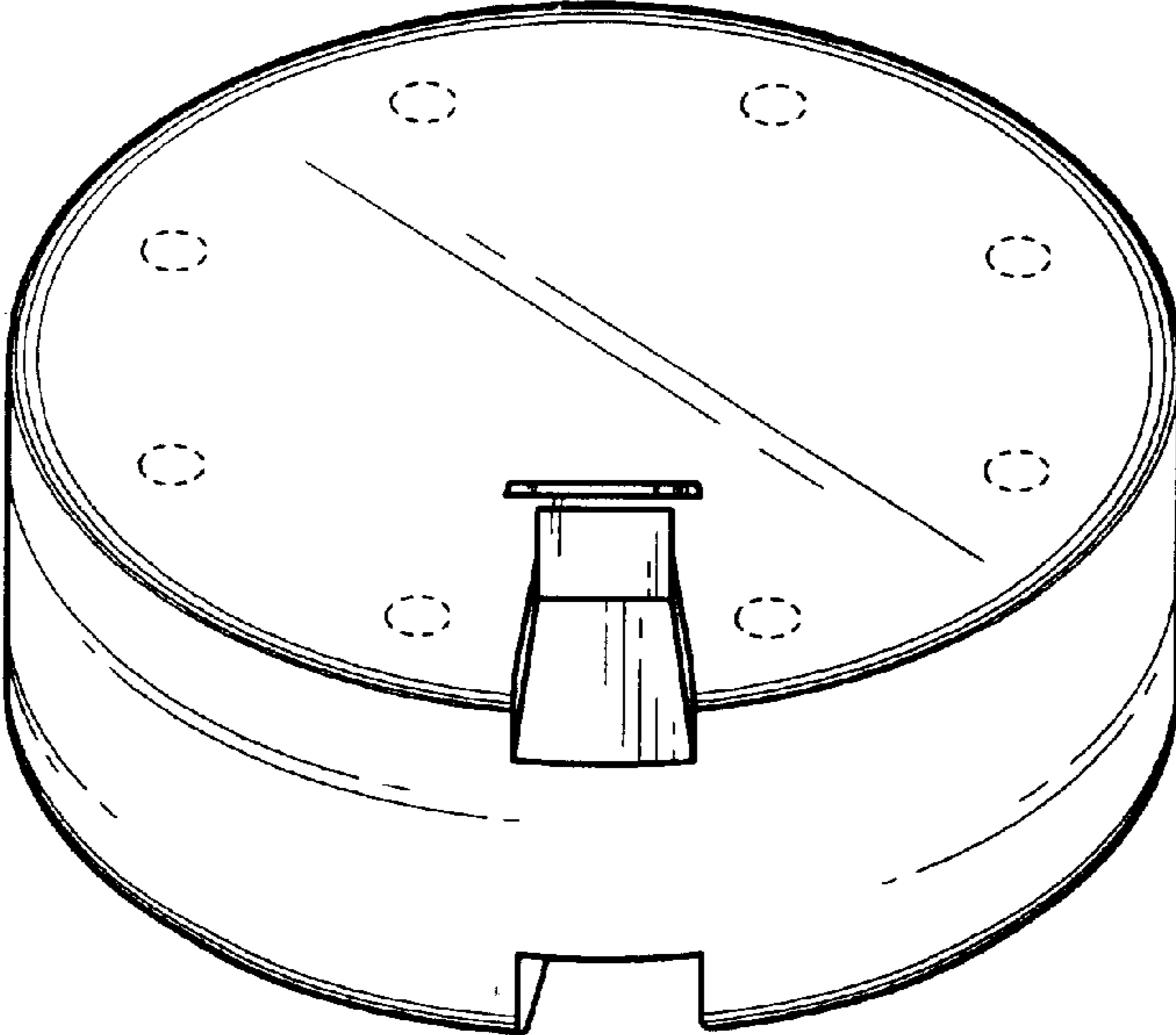


FIG.1

FIG.2

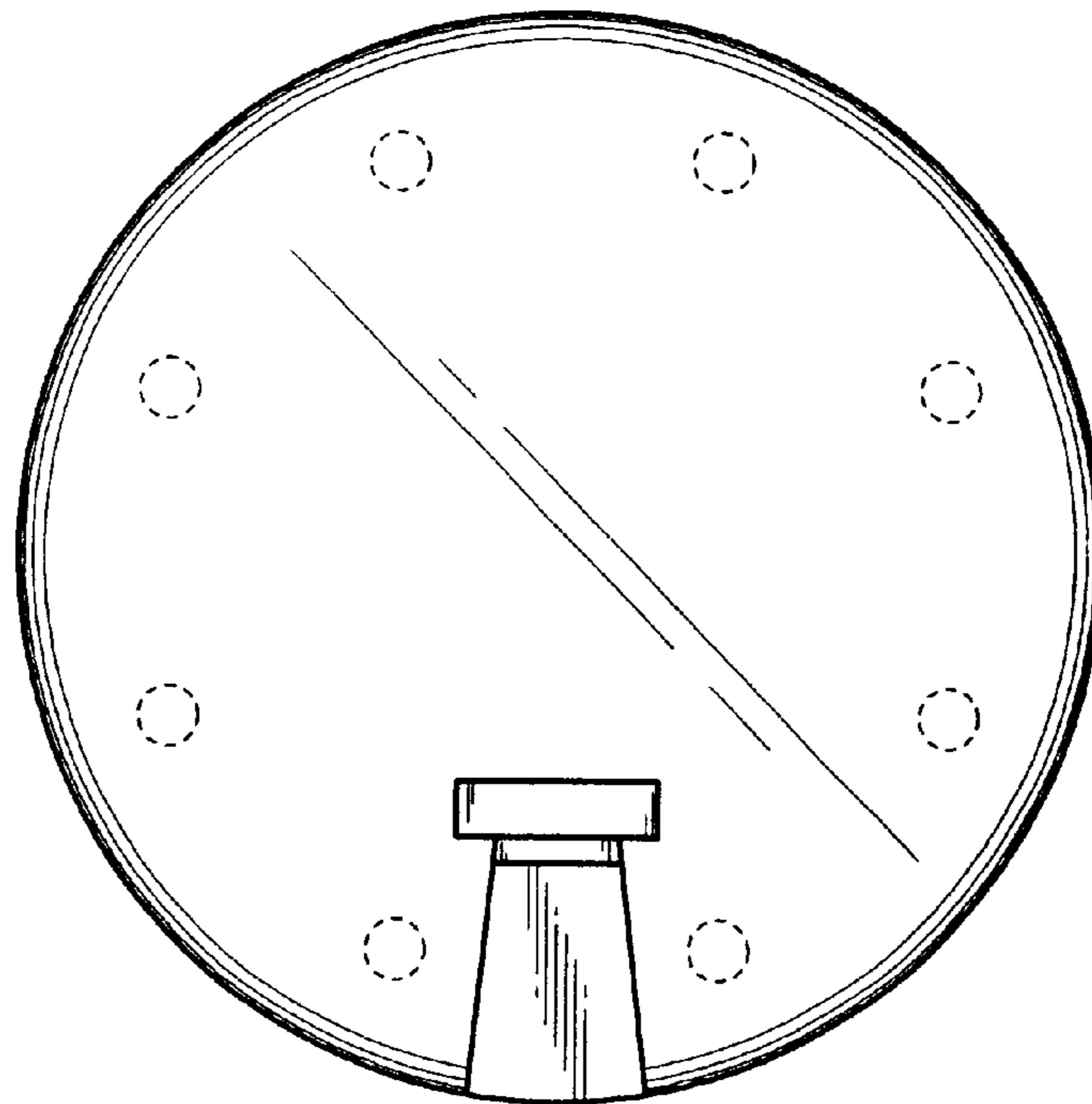


FIG.3




FIG.4

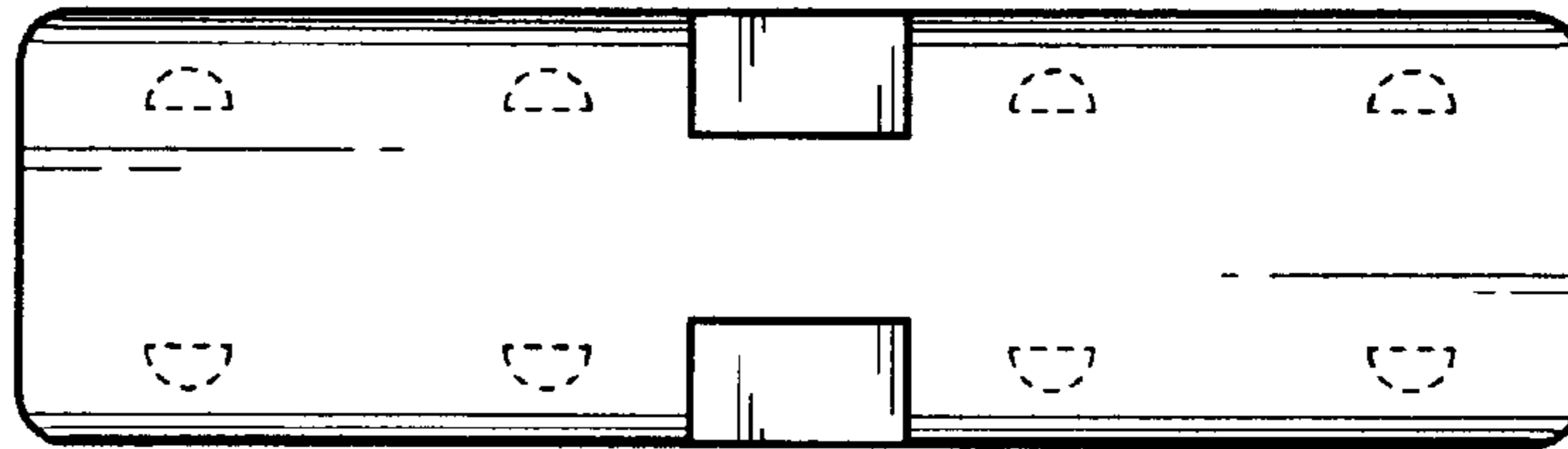


FIG.5

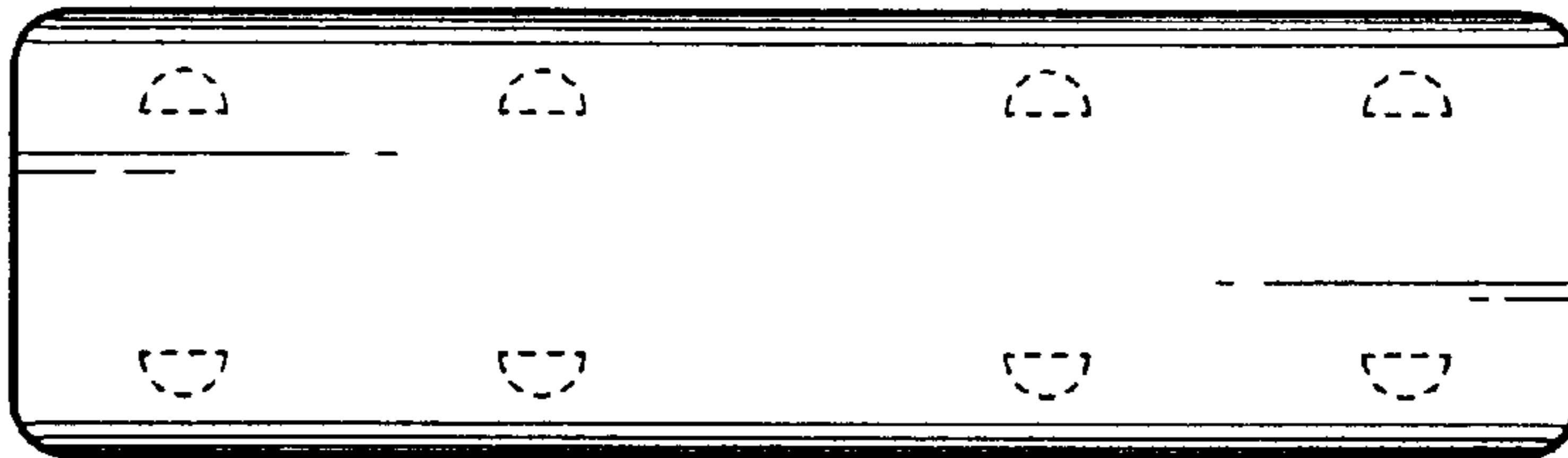


FIG.6




FIG.7

