

US00D515954S

(12) **United States Design Patent**
Crosby et al.

(10) **Patent No.: US D515,954 S**
(45) **Date of Patent: ** Feb. 28, 2006**

(54) **MULTI-PURPOSE TRANSCEIVER FOR LOCATING OBJECTS**

(76) Inventors: **Raymond D. Crosby**, 3406 Myrtle Springs Dr., Westlake, LA (US) 70669;
La Donna Crosby, 3406 Myrtle Springs Dr., Westlake, LA (US) 70669

(**) Term: **14 Years**

(21) Appl. No.: **29/200,386**

(22) Filed: **Feb. 27, 2004**

(51) **LOC (8) Cl.** **10-05**

(52) **U.S. Cl.** **D10/104**

(58) **Field of Classification Search** D21/329,
D21/513; D14/218, 217, 137, 138; D13/168;
D10/104, 106, 65; D3/230, 280, 219, 266;
374/141; 340/573.1, 539.13, 573.4, 426.25,
340/426.24

See application file for complete search history.

(56) **References Cited**

U.S. PATENT DOCUMENTS

D266,416 S	*	10/1982	Hiraki	D14/218
4,837,489 A	*	6/1989	McFee	324/67
D331,389 S	*	12/1992	Bartlett	D13/168
D348,470 S	*	7/1994	Nagele et al.	D14/140.8
D367,654 S	*	3/1996	Hertzfeld et al.	D14/218
5,525,967 A		6/1996	Azizi et al.		
D372,679 S		8/1996	Giannini		
D373,998 S	*	9/1996	Tutt et al.	D13/168

D388,721 S		1/1998	Kinner		
5,771,002 A		6/1998	Creek et al.		
5,939,981 A		8/1999	Renney		
6,084,517 A	*	7/2000	Rabanne et al.	340/573.4
6,127,931 A	*	10/2000	Mohr	340/573.4
6,297,737 B1		10/2001	Irvin		
D469,702 S	*	2/2003	Balcom, Jr.	D10/65
6,535,120 B1	*	3/2003	Sebanc et al.	340/505
6,785,566 B1	*	8/2004	Irizarry	455/575.8
D497,881 S	*	11/2004	Rishar	D13/168
2002/0070855 A1		6/2002	Hwang		
2005/0073409 A1	*	4/2005	Durst et al.	340/539.13

* cited by examiner

Primary Examiner—Cathron C. Brooks

Assistant Examiner—Austin Murphy

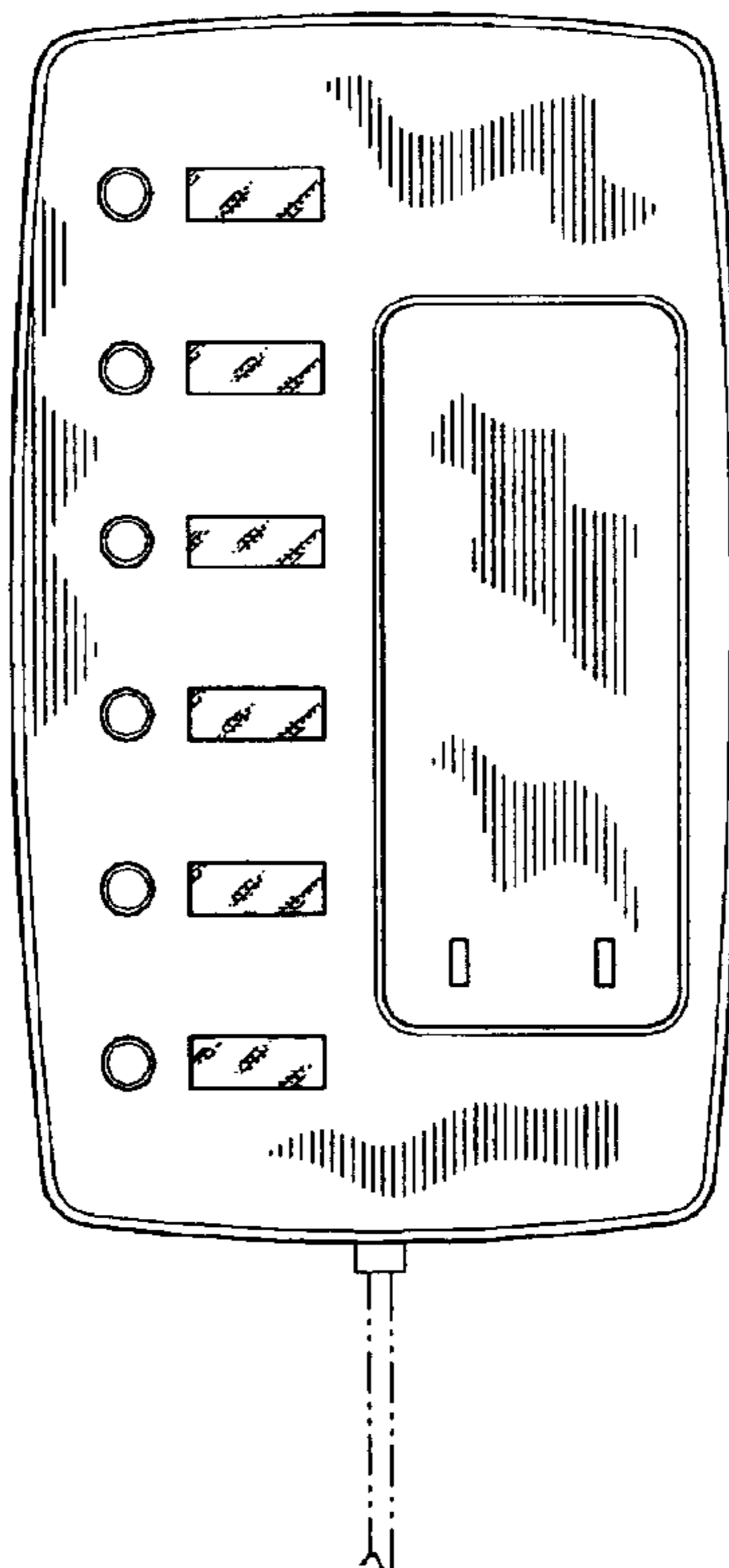
(57) **CLAIM**

The ornamental design for a multi-purpose transceiver for locating objects, as shown and described.

DESCRIPTION

FIG. 1 is a front elevation view of a multi-purpose transceiver for locating objects showing my new design; FIG. 2 is a rear elevation view thereof; FIG. 3 is a side elevational view thereof; FIG. 4 is a top plan view thereof; and, FIG. 5 is a bottom plan view thereof. The broken lines shown in the drawings form no part of the claimed design.

1 Claim, 4 Drawing Sheets



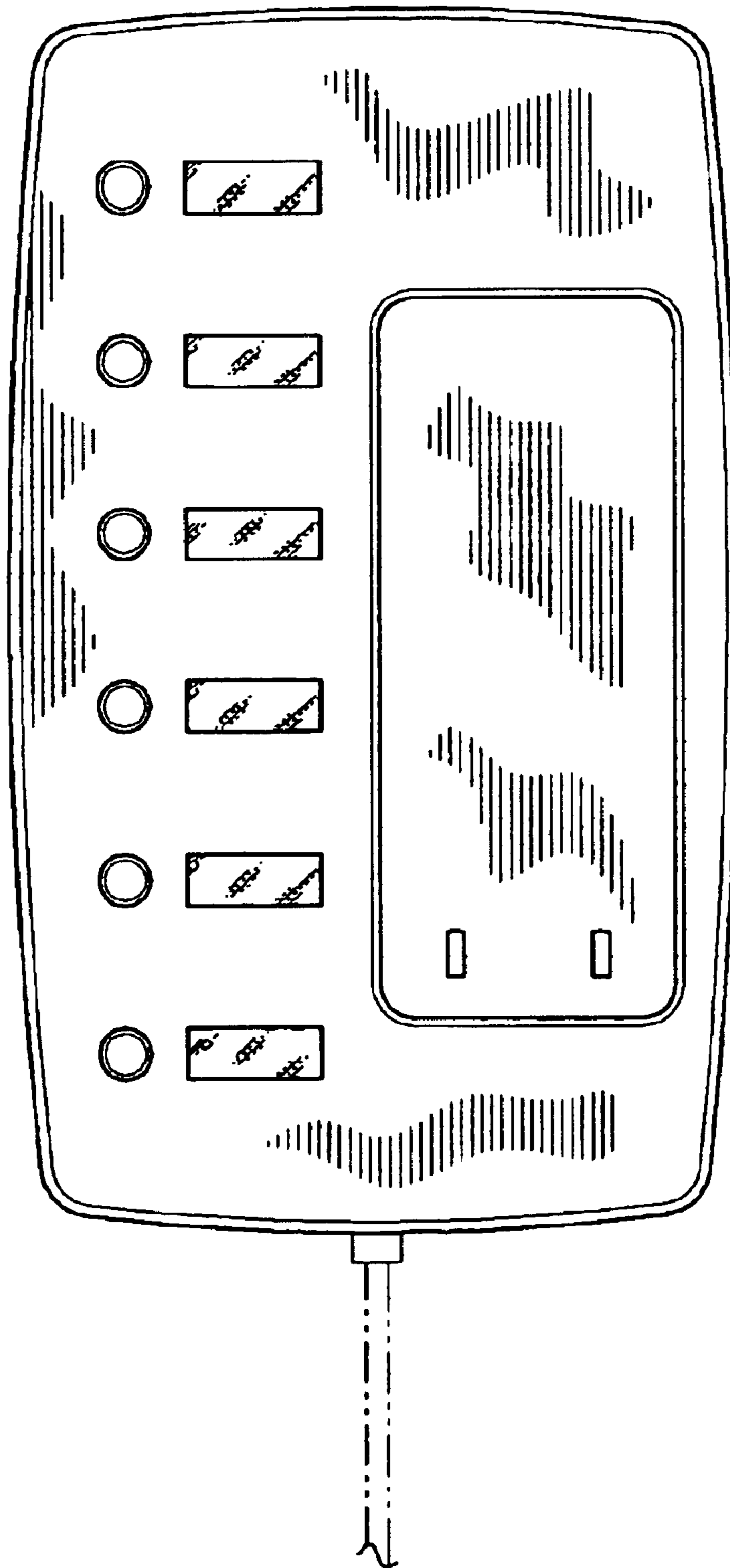


FIG.1

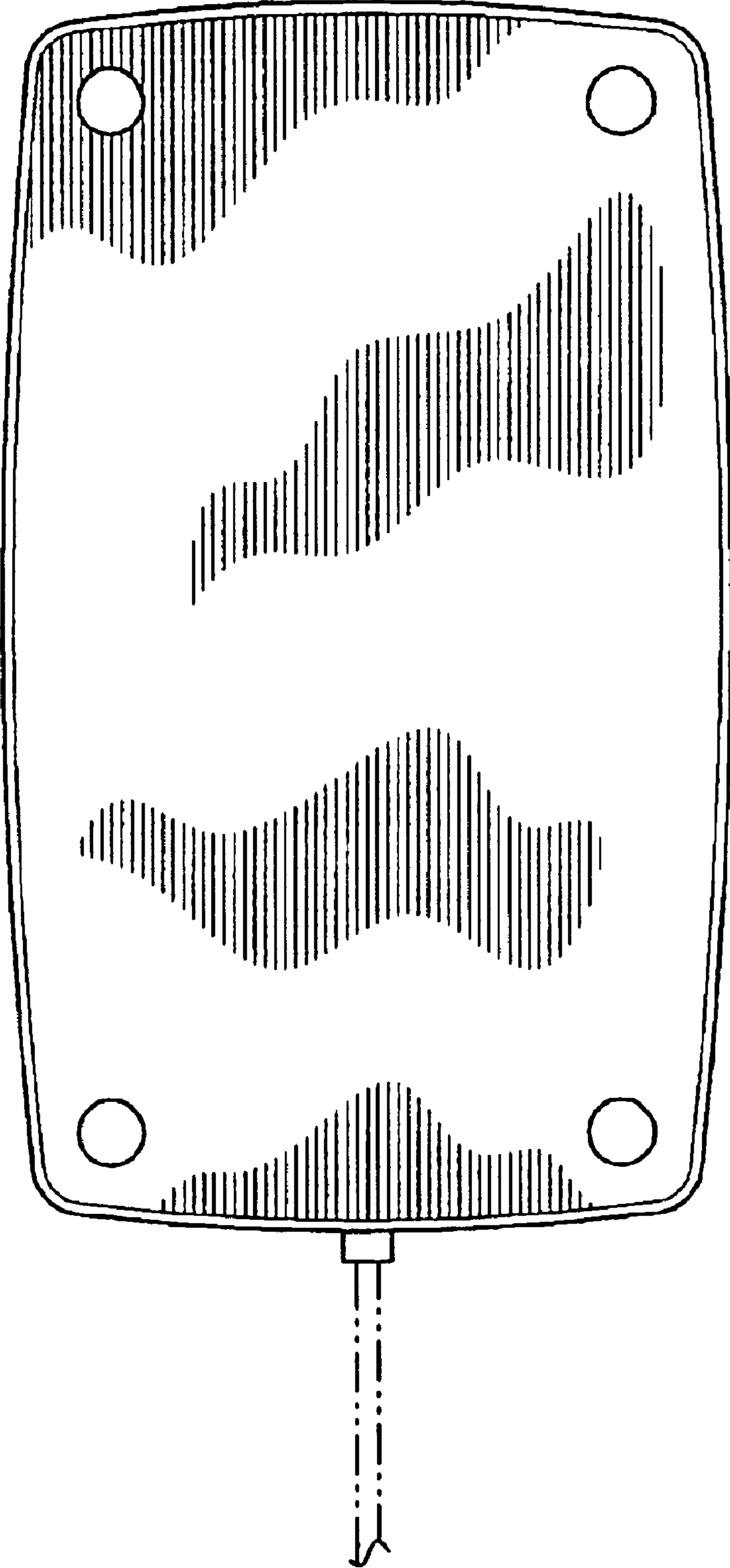


FIG.2

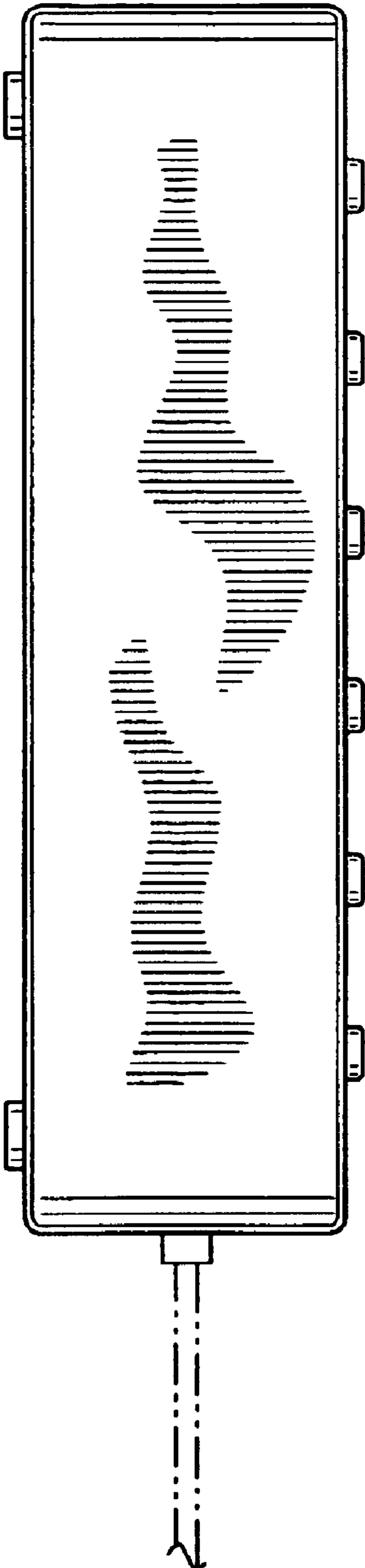


FIG.3

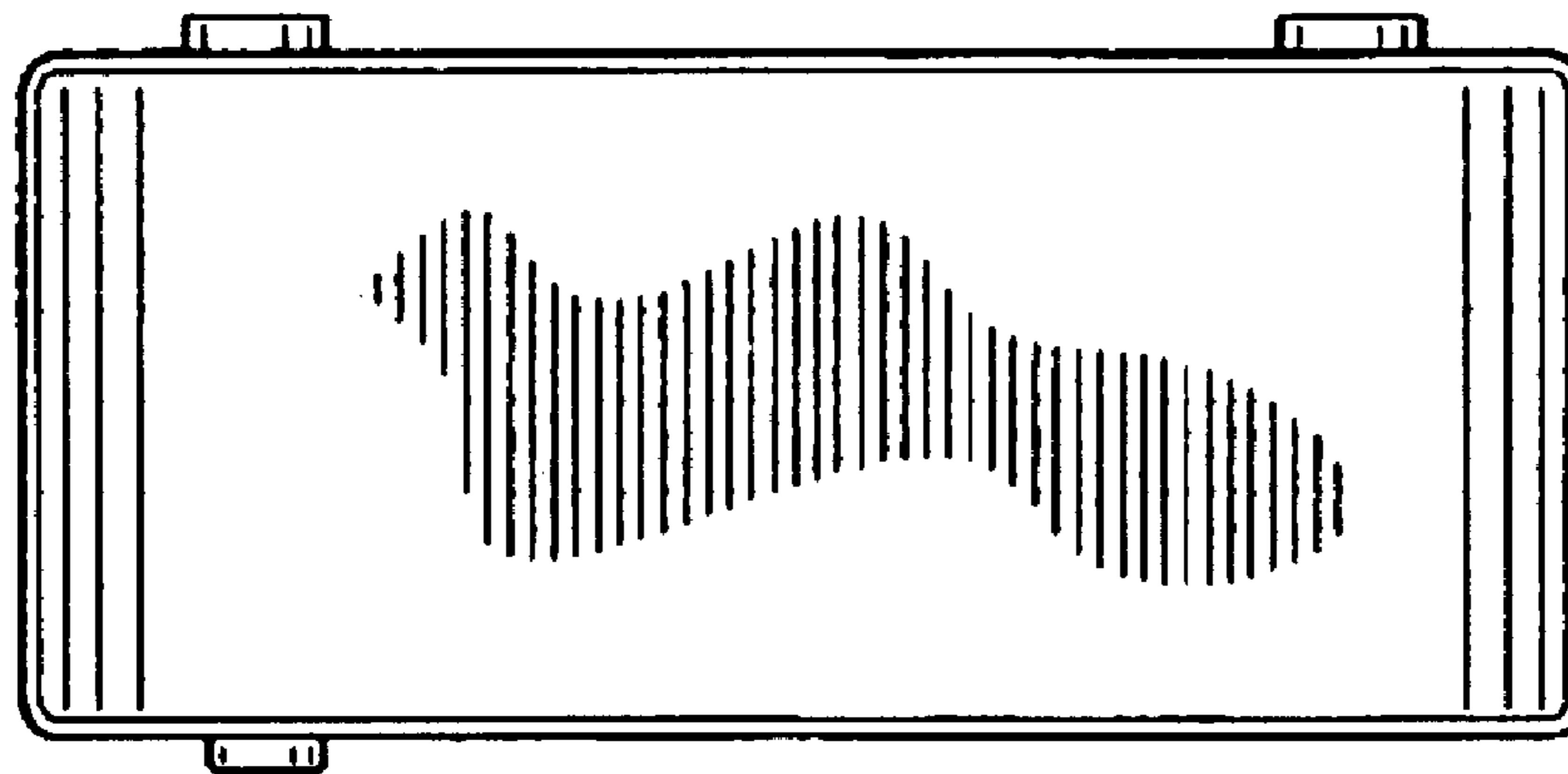


FIG. 4

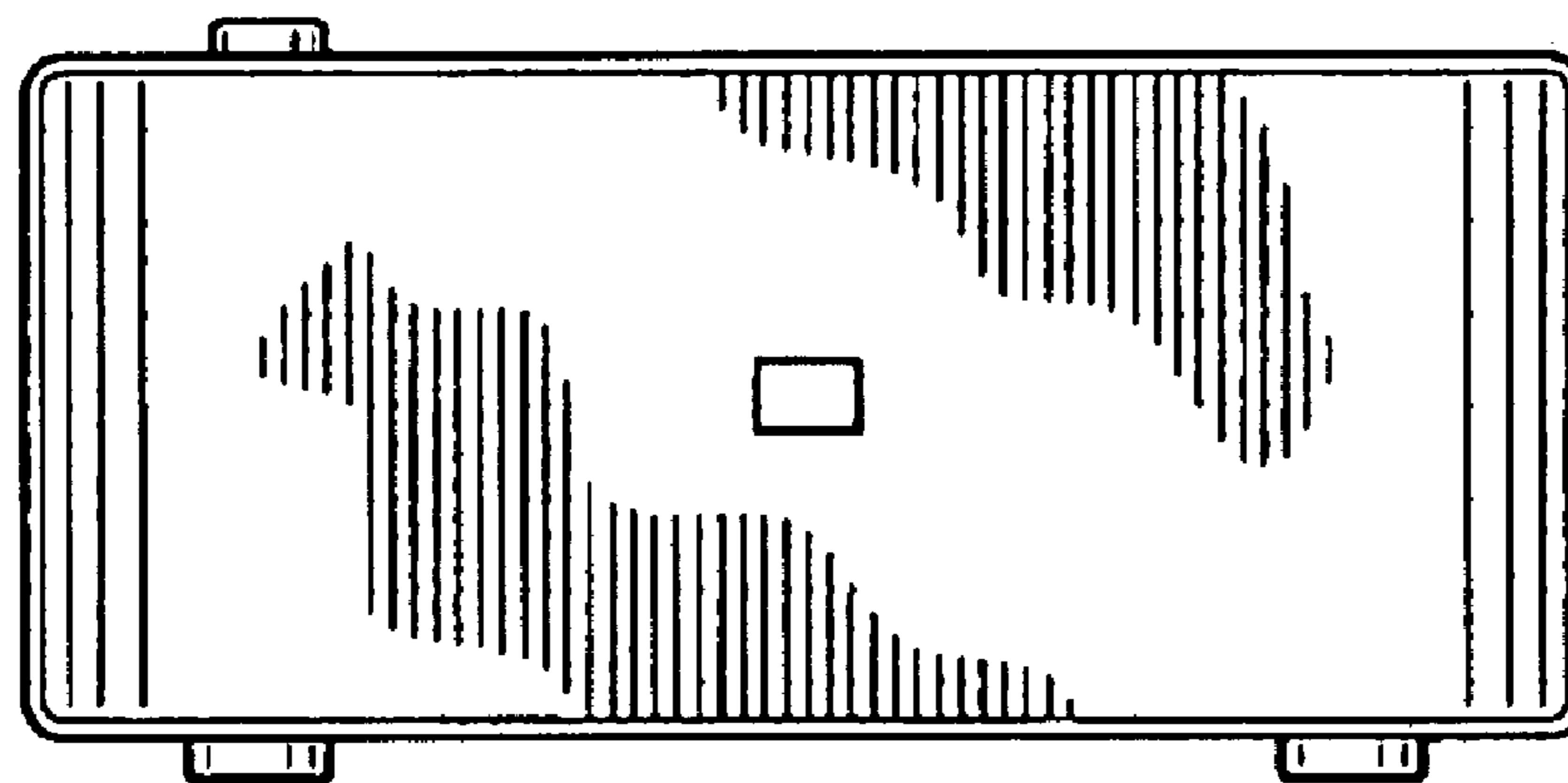


FIG. 5