



US00D515946S

(12) **United States Design Patent**
Jorst et al.

(10) **Patent No.:** **US D515,946 S**

(45) **Date of Patent:** **** Feb. 28, 2006**

(54) **WATCH**

(75) **Inventors:** **Henrik Jorst**, Reno, NV (US);
Charlotte Jorst, Reno, NV (US); **Scott Szybala**, St. Louis, MO (US); **Annette Lillegard**, Reno, NV (US); **Christian Mikkelsen**, Aarhus (DK); **Suen Hay Man**, Causeway Bay (HK)

(73) **Assignee:** **Skagen Designs, Ltd.**, Reno, NV (US)

(**) **Term:** **14 Years**

(21) **Appl. No.:** **29/224,109**

(22) **Filed:** **Feb. 23, 2005**

(51) **LOC (8) Cl.** **10-02**

(52) **U.S. Cl.** **D10/39**

(58) **Field of Classification Search** D10/30-39,
D10/122-132; 368/276-278, 281-283, 285,
368/286, 294, 295, 82-84, 28-30, 37, 21,
368/239-242, 223, 228, 232, 80, 110, 113;
224/164, 168, 175

See application file for complete search history.

(56) **References Cited**

U.S. PATENT DOCUMENTS

- D238,660 S * 2/1976 Ruefli D10/39
- D244,916 S * 7/1977 Ueno D10/38
- D266,058 S * 9/1982 Kanoui D10/39
- D312,973 S * 12/1990 Woomer D10/39

- 5,282,179 A * 1/1994 Vuilleumier 368/28
- 5,379,281 A * 1/1995 Koch 368/72
- 5,473,580 A * 12/1995 Gilomen et al. 368/28
- D368,229 S * 3/1996 Crocco D10/30
- D368,433 S * 4/1996 Schulze D10/39
- D389,070 S * 1/1998 Galli D10/30
- D414,431 S * 9/1999 Tran et al. D10/31
- D476,581 S * 7/2003 Calvani et al. D10/30
- D476,906 S * 7/2003 Nussbaum D10/30

* cited by examiner

Primary Examiner—Lucy Lieberman

(74) *Attorney, Agent, or Firm*—Abelman, Frayne & Schwab

(57) **CLAIM**

The ornamental design for a watch, as shown and described.

DESCRIPTION

FIG. 1 is a front and right side perspective view of a watch showing our new design;

FIG. 2 is a right side elevational view thereof;

FIG. 3 is a top plan view thereof;

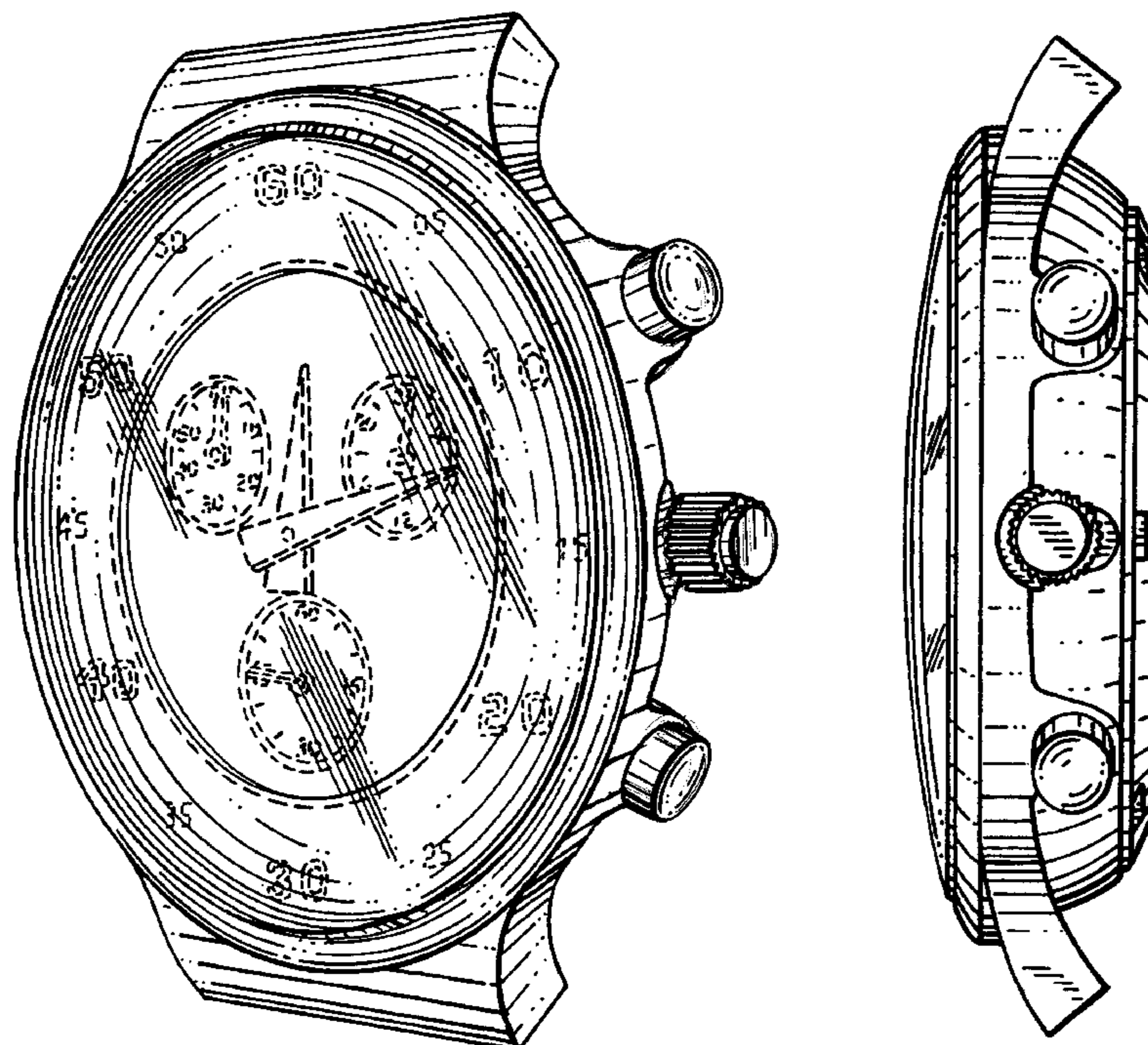
FIG. 4 is a front elevational view thereof;

FIG. 5 is a left side elevational view thereof; and,

FIG. 6 is a rear elevational view thereof.

The broken lines showing portions of the watch in FIGS. 1 and 4 are for illustrative purposes only and do not form part of the claimed design.

1 Claim, 3 Drawing Sheets



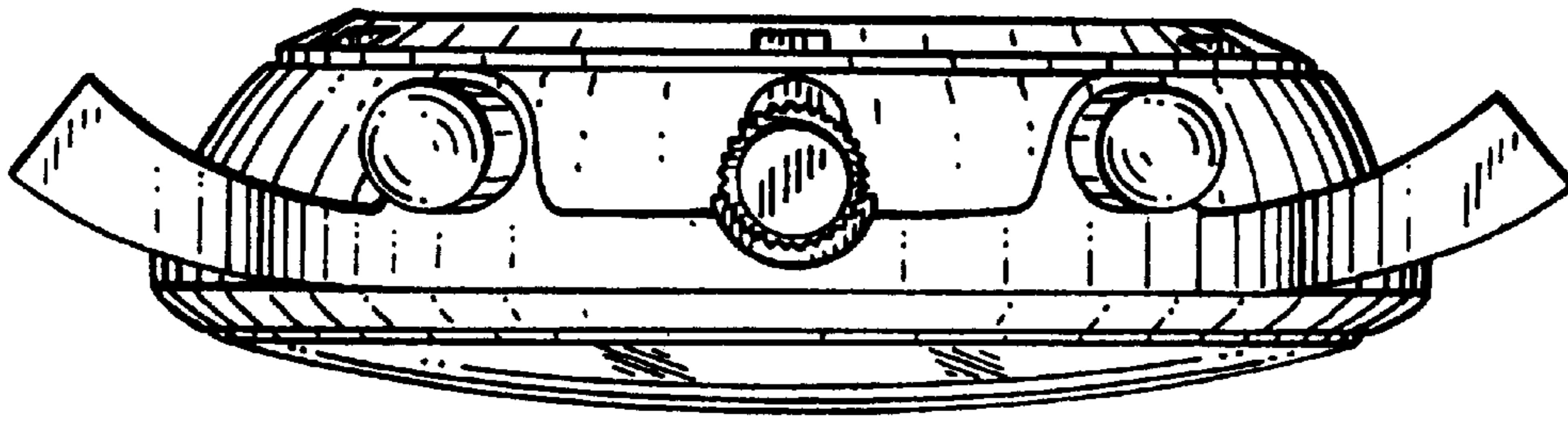


FIG. 2

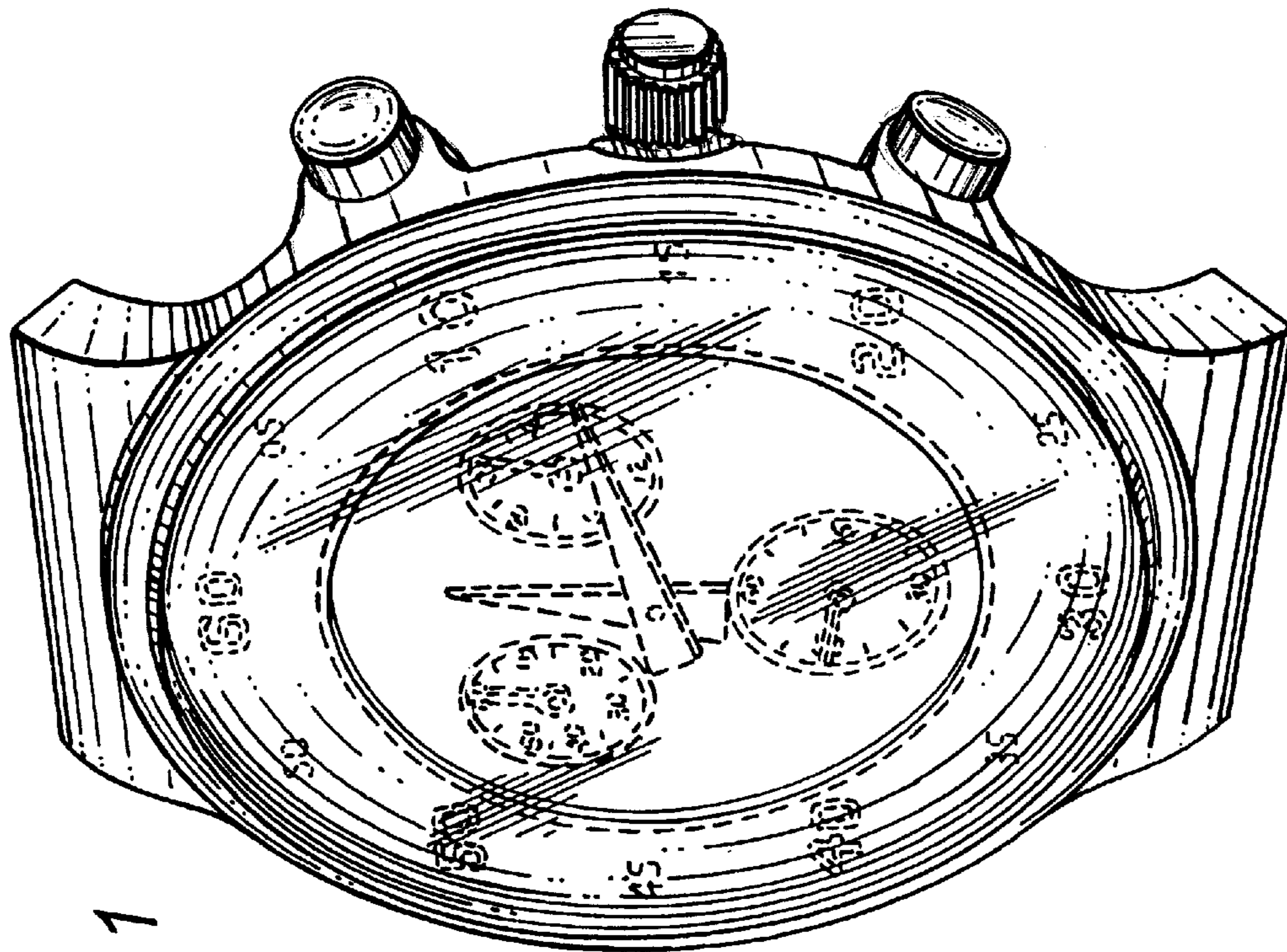


FIG. 1

FIG. 3

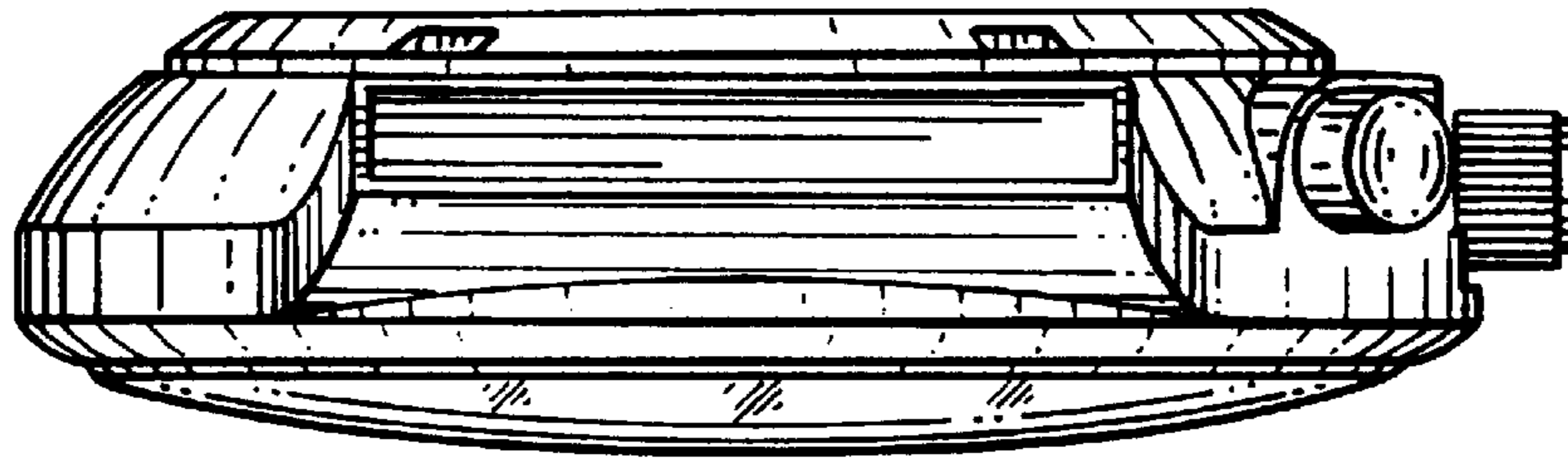


FIG. 4

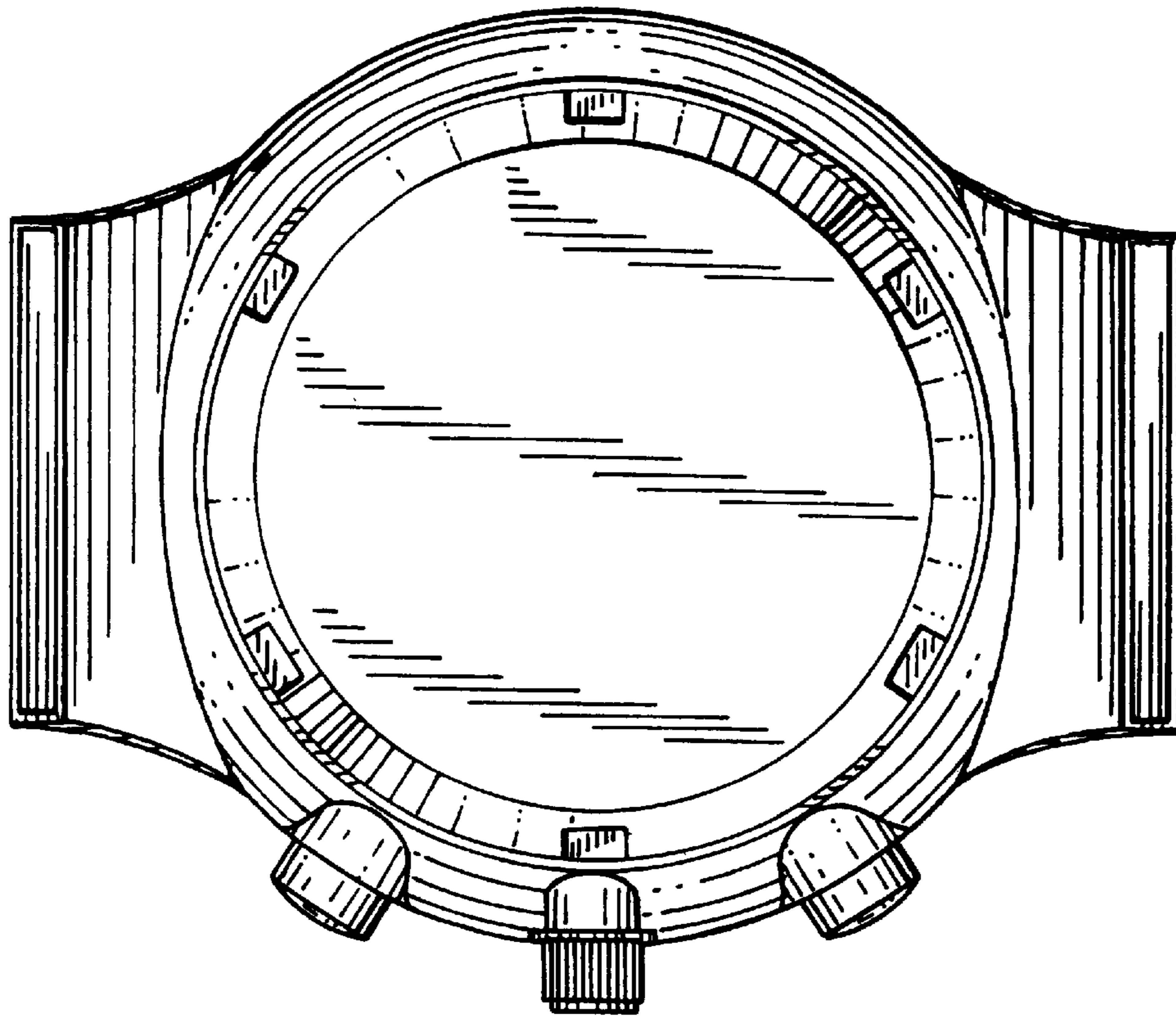


FIG. 5

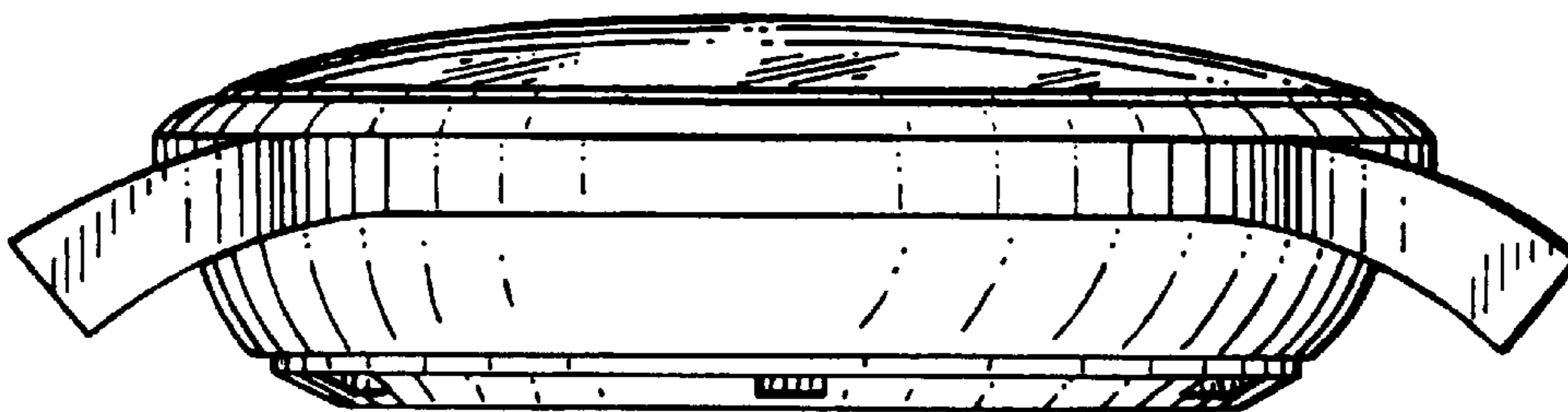


FIG. 6