



US00D515938S

(12) **United States Design Patent**
Shurtleff et al.

(10) **Patent No.:** **US D515,938 S**
(45) **Date of Patent:** **** Feb. 28, 2006**

(54) **COSMETIC DISPENSER**

(75) Inventors: **Jill M. Shurtleff**, Boston, MA (US);
David M. Groh, Marshfield, MA (US);
Robert Hutton, IV, Providence, RI
(US); **Ayako Takase**, Providence, RI
(US)

(73) Assignee: **The Gillette Company**, Boston, MA
(US)

(**) Term: **14 Years**

(21) Appl. No.: **29/223,747**

(22) Filed: **Feb. 18, 2005**

(51) **LOC (8) Cl.** **09-01**

(52) **U.S. Cl.** **D9/729; D9/529**

(58) **Field of Classification Search** D9/723,
D9/726-729, 520, 522, 556, 557, 567, 569,
D9/570, 572, 529, 549, 544, 558; D28/4;
D23/366; 221/208, 209, 293; 220/200, 890,
220/288-290; 222/173, 715, 465.1, 544,
222/548; 206/37-38, 284, 438, 459.5, 527
See application file for complete search history.

(56) **References Cited**

U.S. PATENT DOCUMENTS

D374,818 S * 10/1996 Poisson D9/729
D414,690 S * 10/1999 Hutchinson et al. D9/729

D415,021 S * 10/1999 Hutchinson et al. D9/729
D430,279 S * 8/2000 Bunce et al. D23/366
D431,457 S * 10/2000 Bunce et al. D9/727
D462,431 S * 9/2002 Bunce et al. D23/366
D466,411 S * 12/2002 Cummings D9/729
D474,963 S * 5/2003 Gersten et al. D9/727
D478,809 S * 8/2003 Cummings D9/729
D482,618 S * 11/2003 Cummings D9/529
D484,806 S * 1/2004 Cummings D9/529
D485,495 S * 1/2004 Cummings D9/529
D499,641 S * 12/2004 Cummings et al. D9/729

* cited by examiner

Primary Examiner—Nanda Bondade

Assistant Examiner—Shanda C. Hill

(74) *Attorney, Agent, or Firm*—Stephan P. Williams

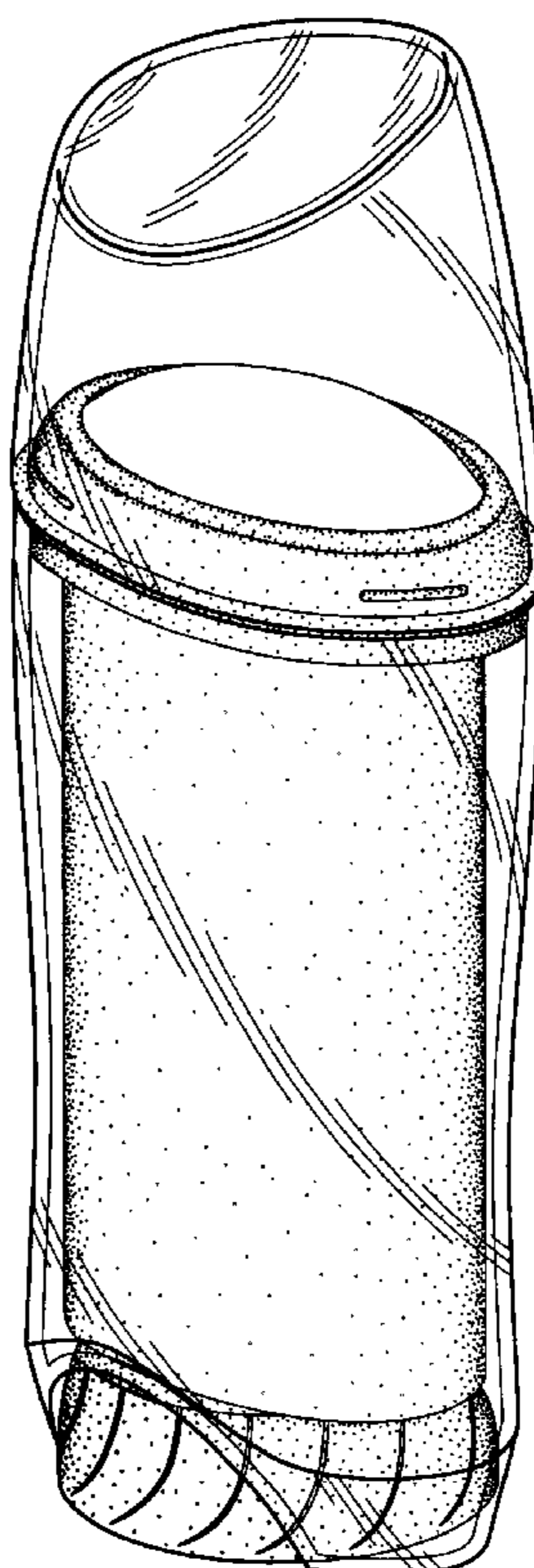
(57) **CLAIM**

The ornamental design for a cosmetic dispenser, as shown and described.

DESCRIPTION

FIG. 1 is a top, front, right perspective view of a cosmetic dispenser showing our new design;
FIG. 2 is a front elevational view thereof;
FIG. 3 is a right side elevational view thereof;
FIG. 4 is a rear elevational view thereof;
FIG. 5 is a left side elevational view thereof;
FIG. 6 is a top plan view thereof; and,
FIG. 7 is a bottom plan view thereof.

1 Claim, 4 Drawing Sheets



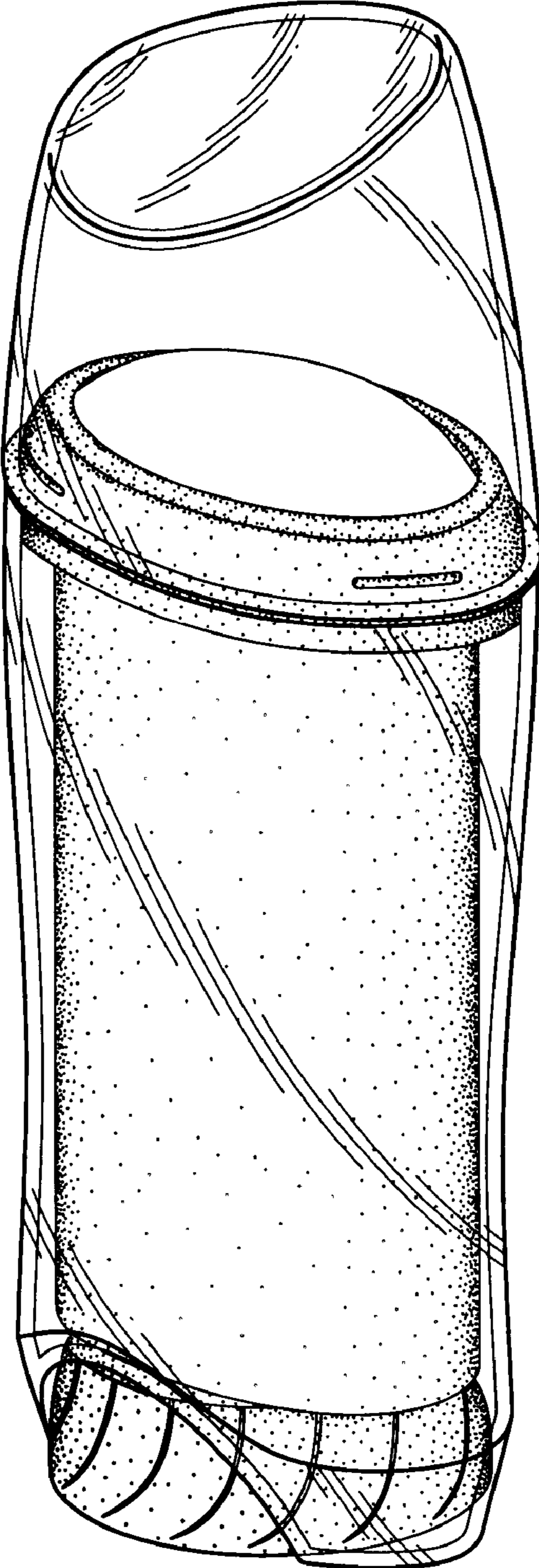


FIG. 1

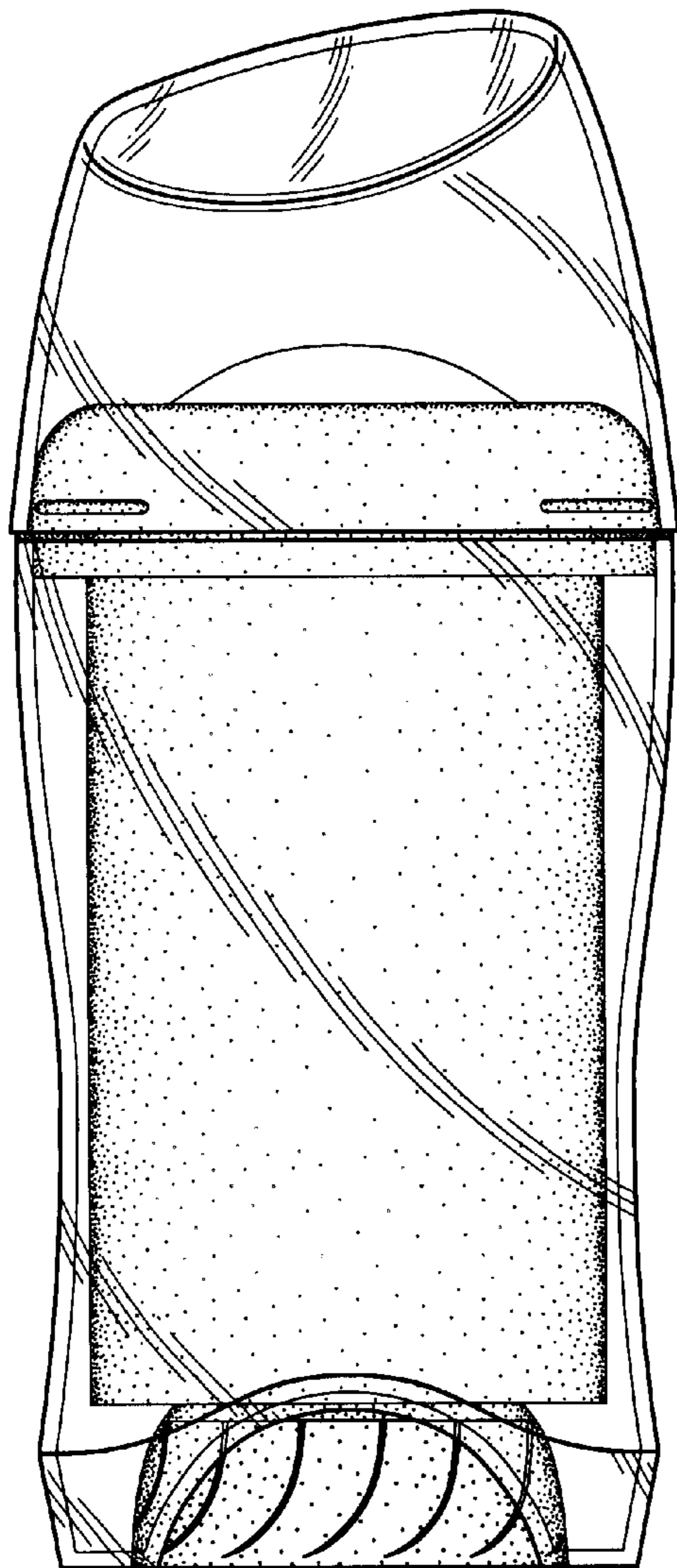


FIG. 2

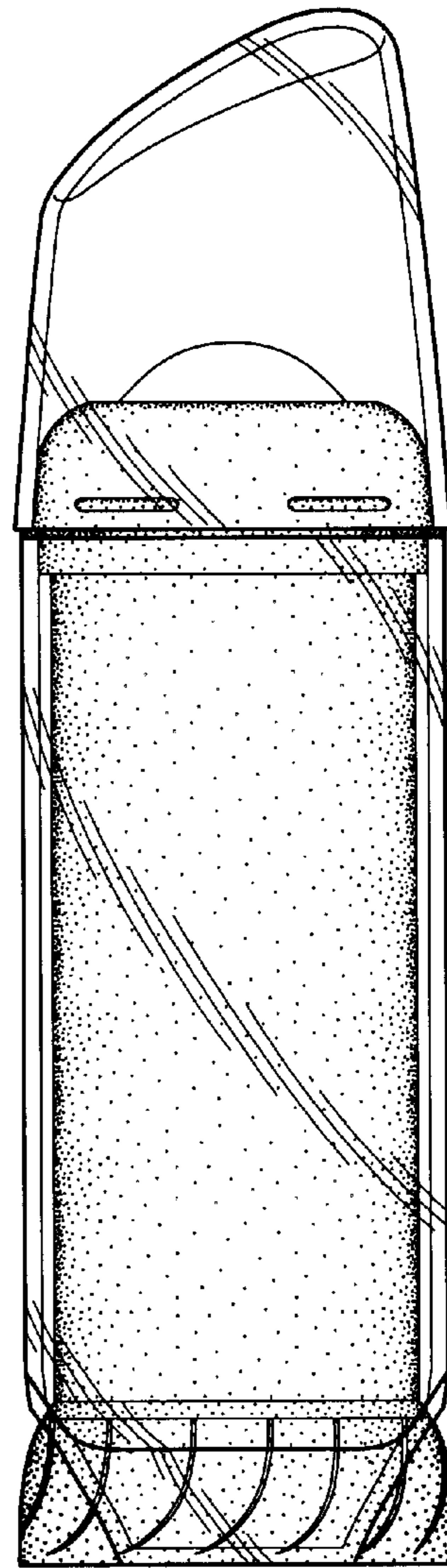


FIG. 3

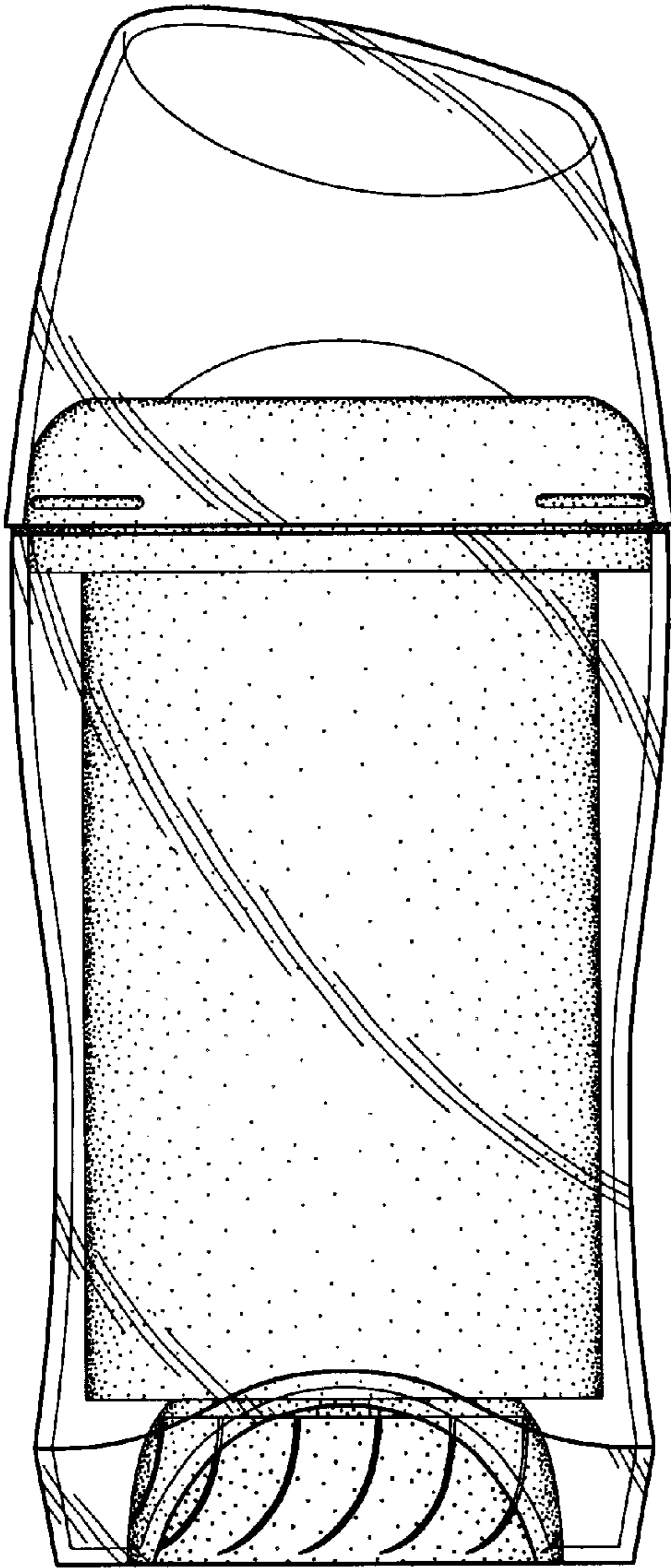


FIG. 4

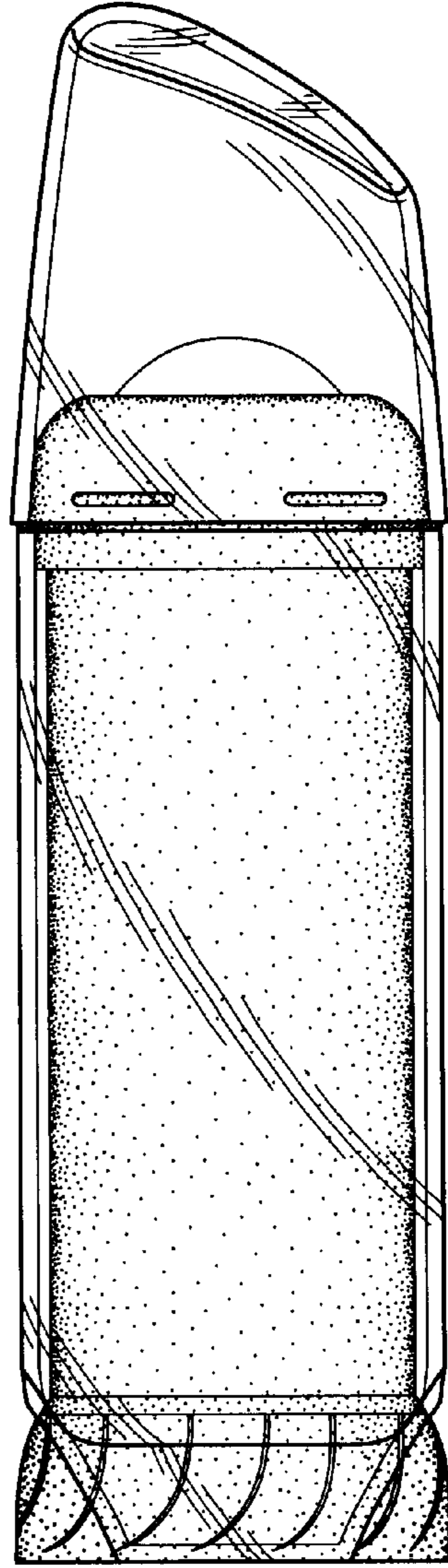


FIG. 5

FIG. 6

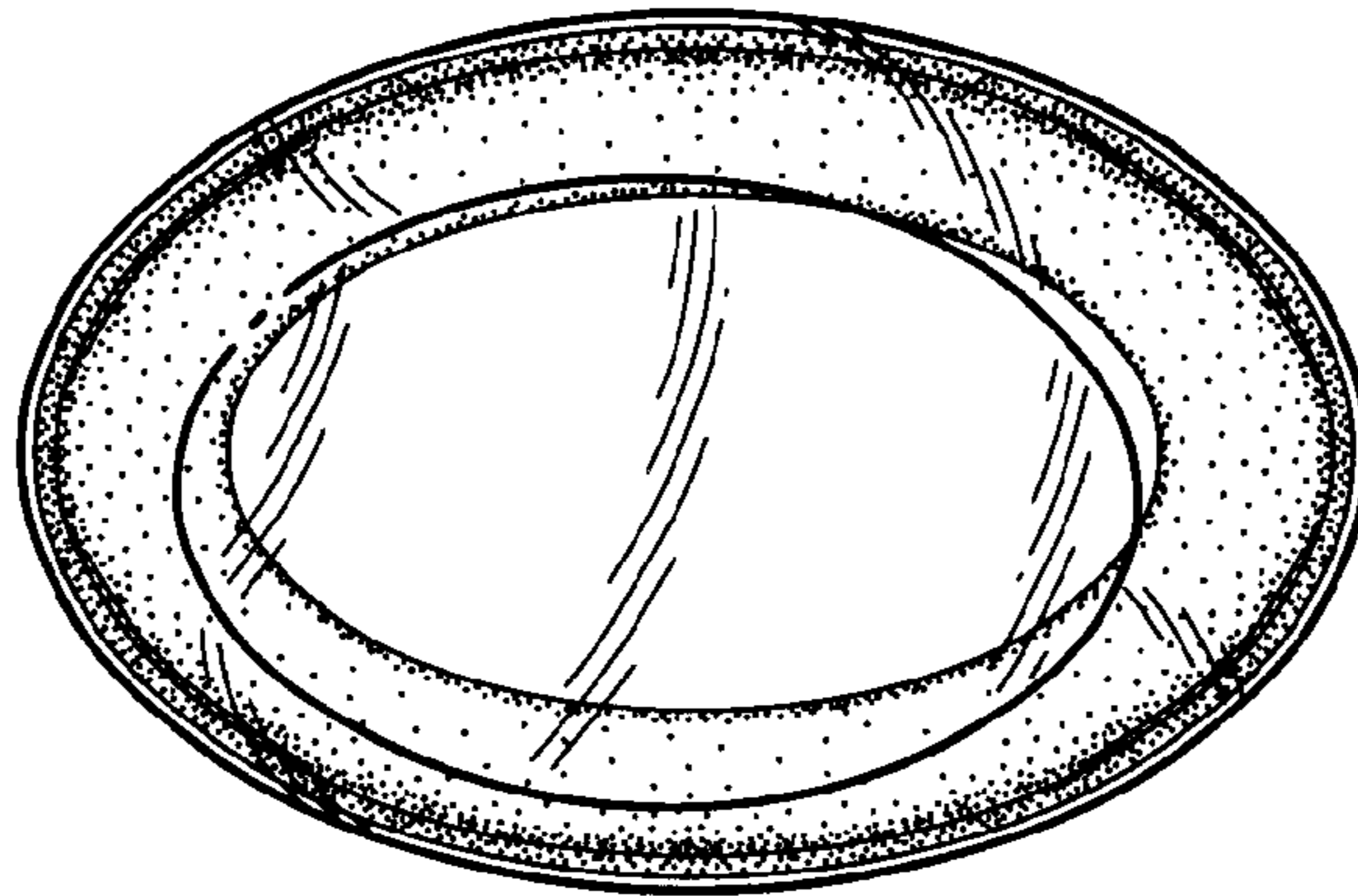


FIG. 7

