



US00D515936S

(12) **United States Design Patent**
Ko

(10) **Patent No.:** **US D515,936 S**

(45) **Date of Patent:** **** Feb. 28, 2006**

(54) **EYE CLEANSING SOLUTION CONTAINER**

(76) **Inventor:** **Chang-Hui Ko**, No. 394 Ming-Shen West Rd., Taipei (TW)

(**) **Term:** **14 Years**

(21) **Appl. No.:** **29/219,406**

(22) **Filed:** **Dec. 15, 2004**

(51) **LOC (8) Cl.** **09-01**

(52) **U.S. Cl.** **D9/696**

(58) **Field of Classification Search** D9/414,
D9/527, 695-697, 702-703, 707, 711, 713;
206/219; 220/92, 105, 107, 666; 222/92,
222/107, 541.6, 543; D24/118

See application file for complete search history.

(56) **References Cited**

U.S. PATENT DOCUMENTS

- D255,492 S * 6/1980 Meierhoefer D24/117
- 4,758,230 A * 7/1988 Rycroft 604/198
- D312,209 S * 11/1990 Morrow et al. D24/117

- 5,944,206 A * 8/1999 Culter et al. 215/48
- D436,526 S * 1/2001 Ko D9/696
- D458,676 S * 6/2002 Berglund et al. D24/115
- D467,336 S * 12/2002 Gilbard et al. D24/115
- D492,407 S * 6/2004 Masuda et al. D24/115

* cited by examiner

Primary Examiner—Stella Reid

Assistant Examiner—Jean E. McCormick

(74) *Attorney, Agent, or Firm*—Raymond Y. Chan; David and Raymond

(57) **CLAIM**

The ornamental design for an eye cleansing solution container, as shown.

DESCRIPTION

FIG. 1 is a perspective view showing my new design.

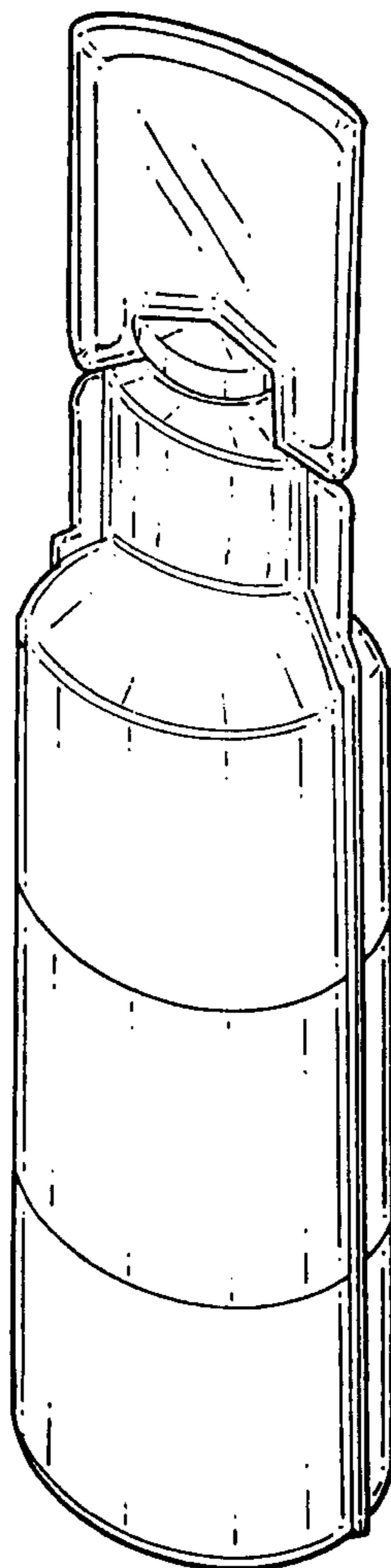
FIG. 2 is a front view thereof.

FIG. 3 is a side view thereof.

FIG. 4 is a top view thereof; and,

FIG. 5 is a bottom view thereof.

1 Claim, 5 Drawing Sheets



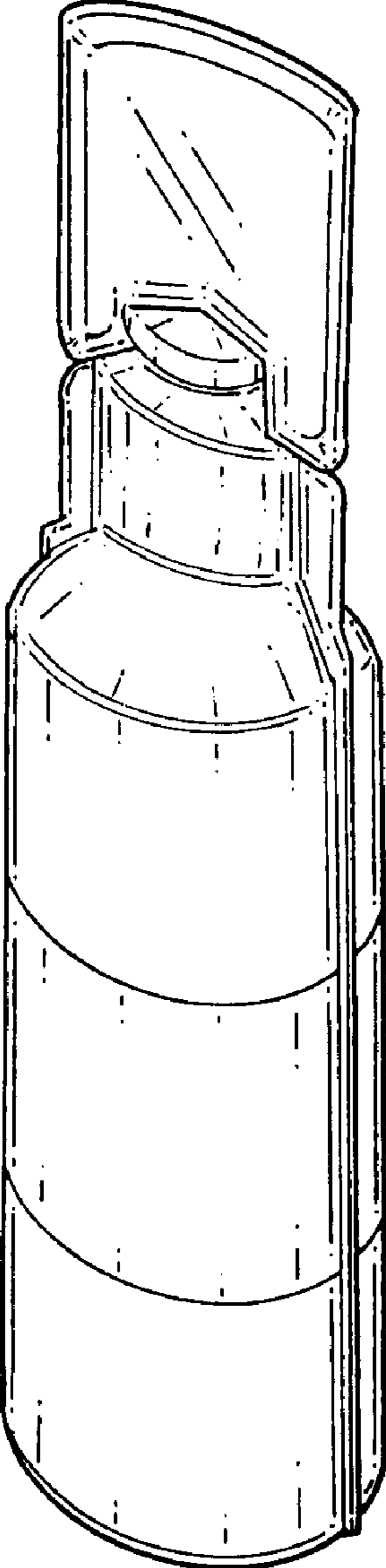


FIG. 1

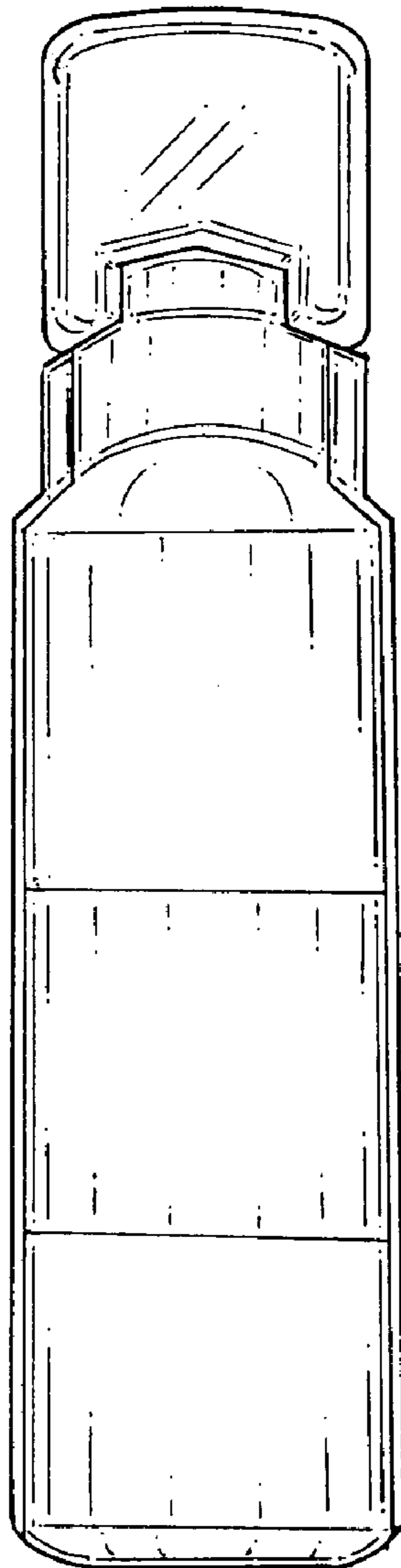


FIG. 2

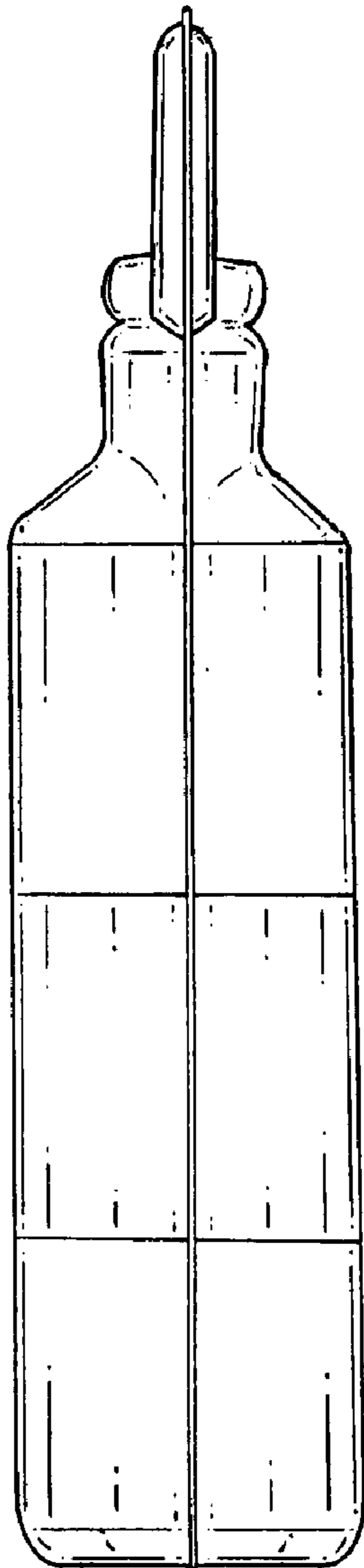


FIG. 3

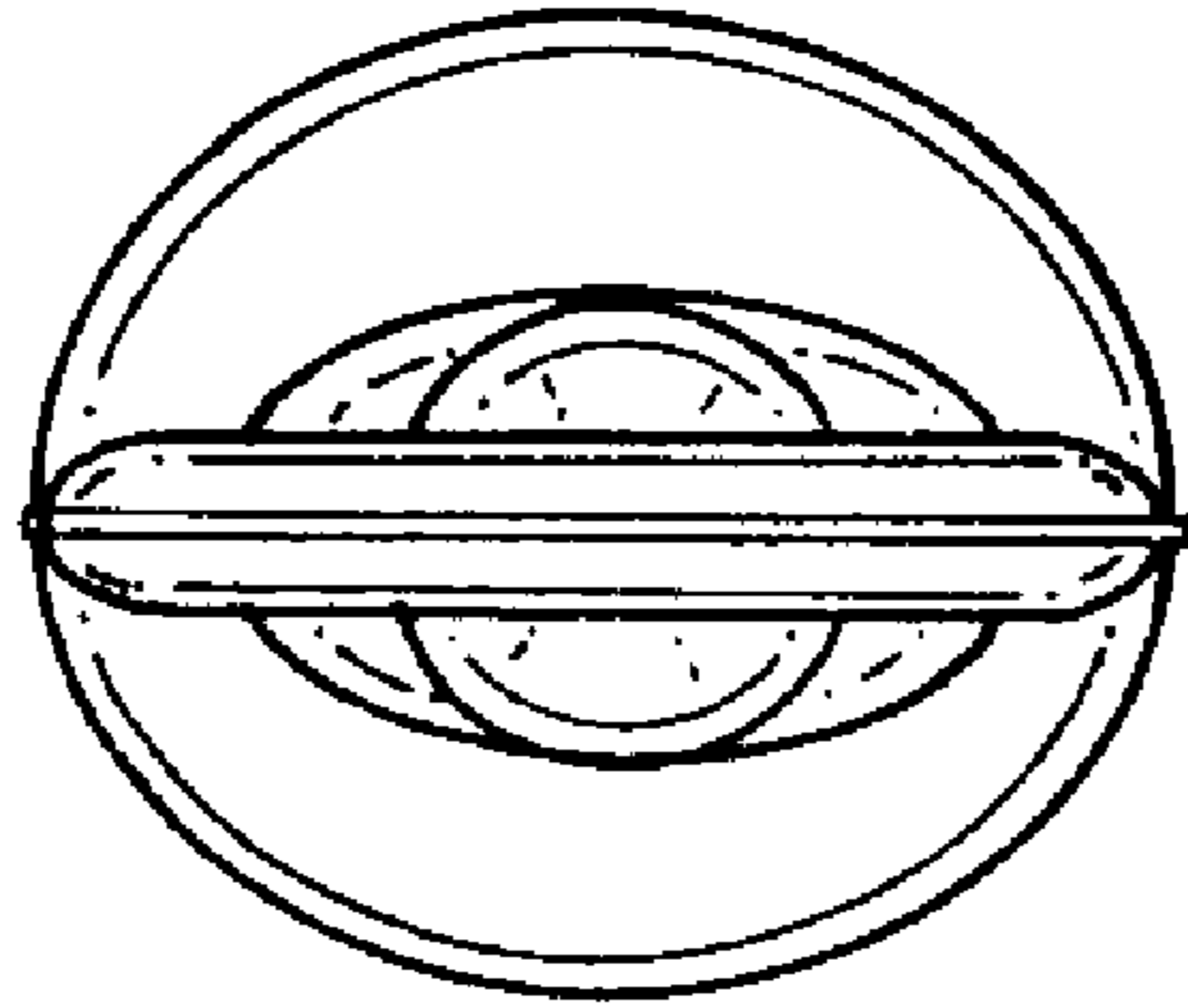


FIG. 4

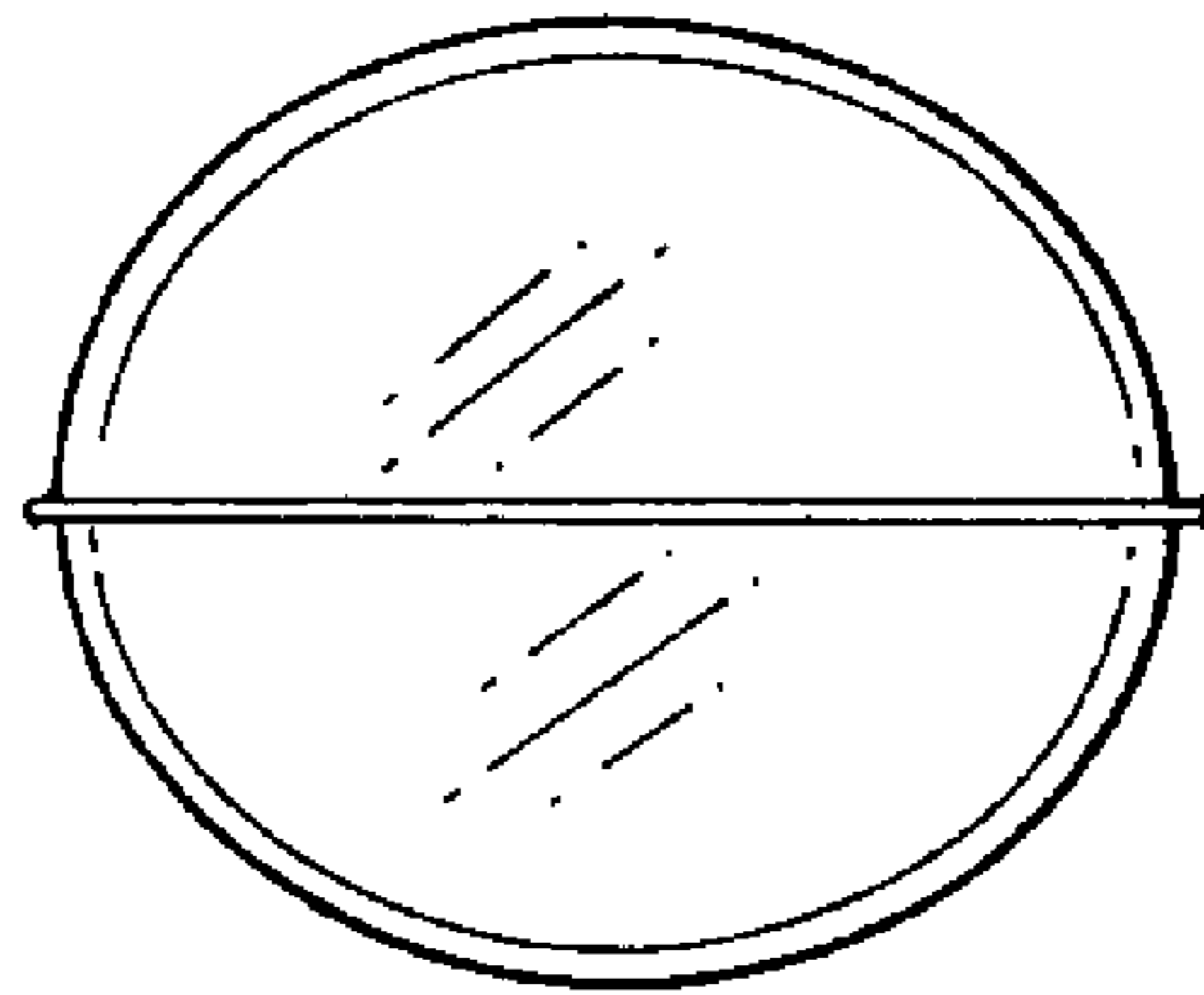


FIG. 5