

US00D515927S

(12) **United States Design Patent**
Smay et al.

(10) **Patent No.: US D515,927 S**
(45) **Date of Patent: ** Feb. 28, 2006**

(54) **CONTAINER**
(75) Inventors: **Cathy O. Smay**, Newburgh, IN (US);
Robin Wiggins, Newburgh, IN (US)
(73) Assignee: **Bristol-Myers Squibb Company**,
Princeton, NJ (US)
(**) Term: **14 Years**
(21) Appl. No.: **29/206,083**
(22) Filed: **May 26, 2004**
(51) **LOC (8) Cl. 09-01**
(52) **U.S. Cl. D9/503; D7/615**
(58) **Field of Classification Search D9/452,**
D9/454, 500, 503-505, 515, 516, 519, 521,
D9/529-531, 537-539, 542, 558, 588-691;
D7/300.1, 590, 591, 598, 612-615, 629;
D11/143, 146, 152; D28/7, 8, 91, 91.1, 76;
D99/5; 206/216, 217
See application file for complete search history.

D351,121 S * 10/1994 Lauchlan D11/143
5,353,546 A * 10/1994 Bock 47/66.6
D354,200 S * 1/1995 Grappolini D9/420
5,647,413 A 7/1997 Horrell 141/108
5,695,084 A 12/1997 Chmela et al. 220/212
5,705,212 A 1/1998 Atkinson 416/115
D392,032 S * 3/1998 Zaragoza et al. D9/505
5,740,914 A 4/1998 Herzog 206/501
5,775,531 A 7/1998 Lowry 220/212.5
5,799,792 A 9/1998 Abrums 206/508
D406,492 S * 3/1999 Kibbe et al. D7/591
D424,471 S * 5/2000 Souris D11/146
D440,024 S * 4/2001 Robinson D99/5
D454,190 S * 3/2002 Trocola D23/366
D463,615 S * 9/2002 Habibi et al. D11/154
D469,351 S * 1/2003 Huang D9/428
D482,571 S * 11/2003 Leinenweber D7/523
D485,182 S * 1/2004 Gaydon D9/504

* cited by examiner

Primary Examiner—Carol Rademaker
Assistant Examiner—Dana L. Sipos
(74) *Attorney, Agent, or Firm*—Nelson Mullins Riley &
Scarborough

(56) **References Cited**
U.S. PATENT DOCUMENTS

1,607,865 A 12/1926 Butler
1,703,185 A 2/1929 White
1,768,771 A 7/1930 La Tourrette
D104,166 S * 4/1937 Lorenzen et al. D11/154
2,738,900 A 3/1956 Wenger 222/114
2,978,142 A 4/1961 Novick 220/97
3,141,567 A * 7/1964 Schearer D9/452
3,401,825 A 9/1968 Weiss 220/60
D223,996 S * 6/1972 Courreges et al. D9/503
3,955,742 A 5/1976 Marshall et al. 229/1.5 C
5,042,712 A 8/1991 DeRoseau 229/1.5 C
5,054,642 A 10/1991 Yoshida 220/276

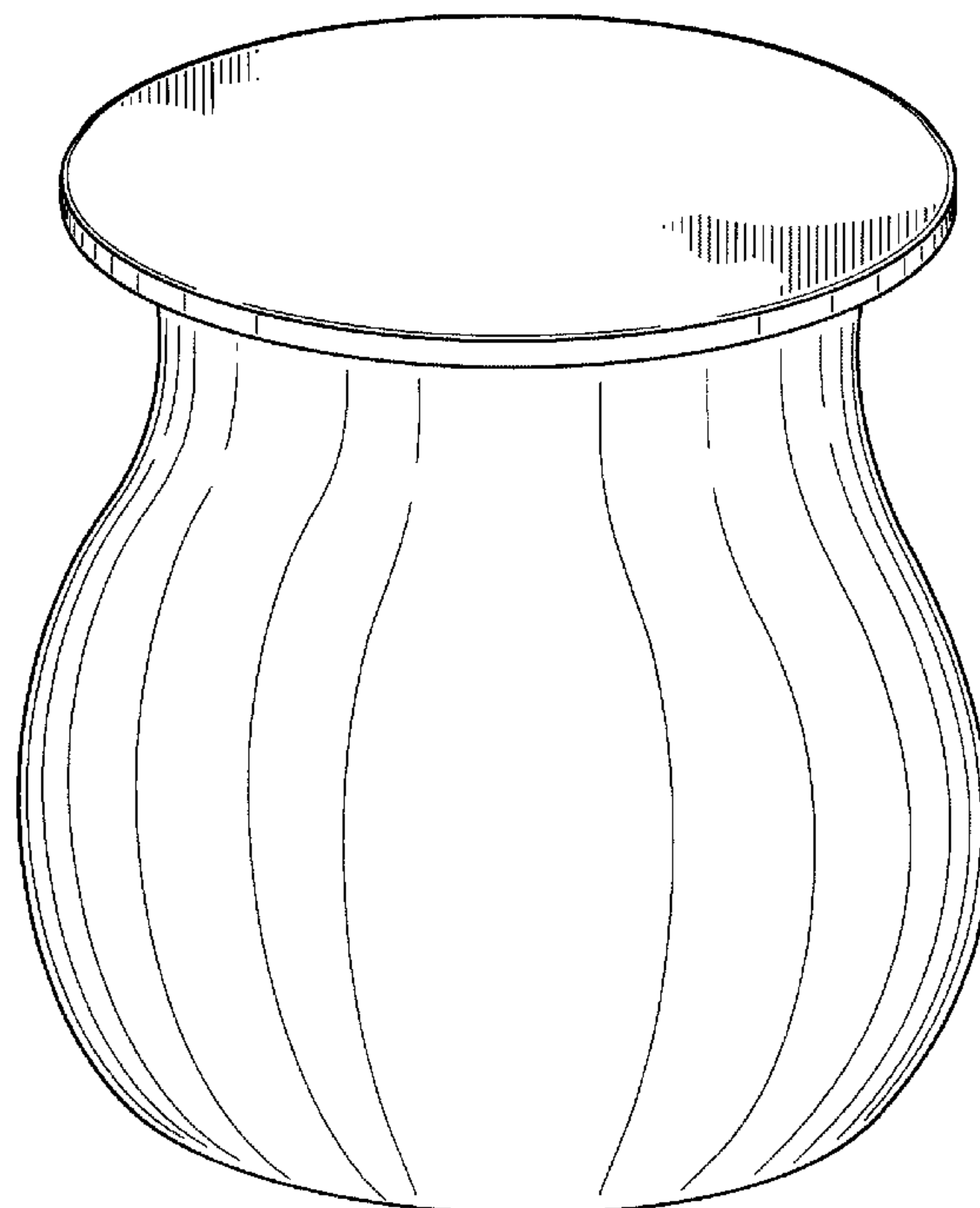
(57) **CLAIM**

The ornamental design for a container, substantially as shown and described.

DESCRIPTION

FIG. 1 is a perspective view of a container embodying the new design of the present invention;
FIG. 2 is a front elevational view thereof, all other sides being identical; and,
FIG. 3 is a top plan view thereof.

1 Claim, 2 Drawing Sheets



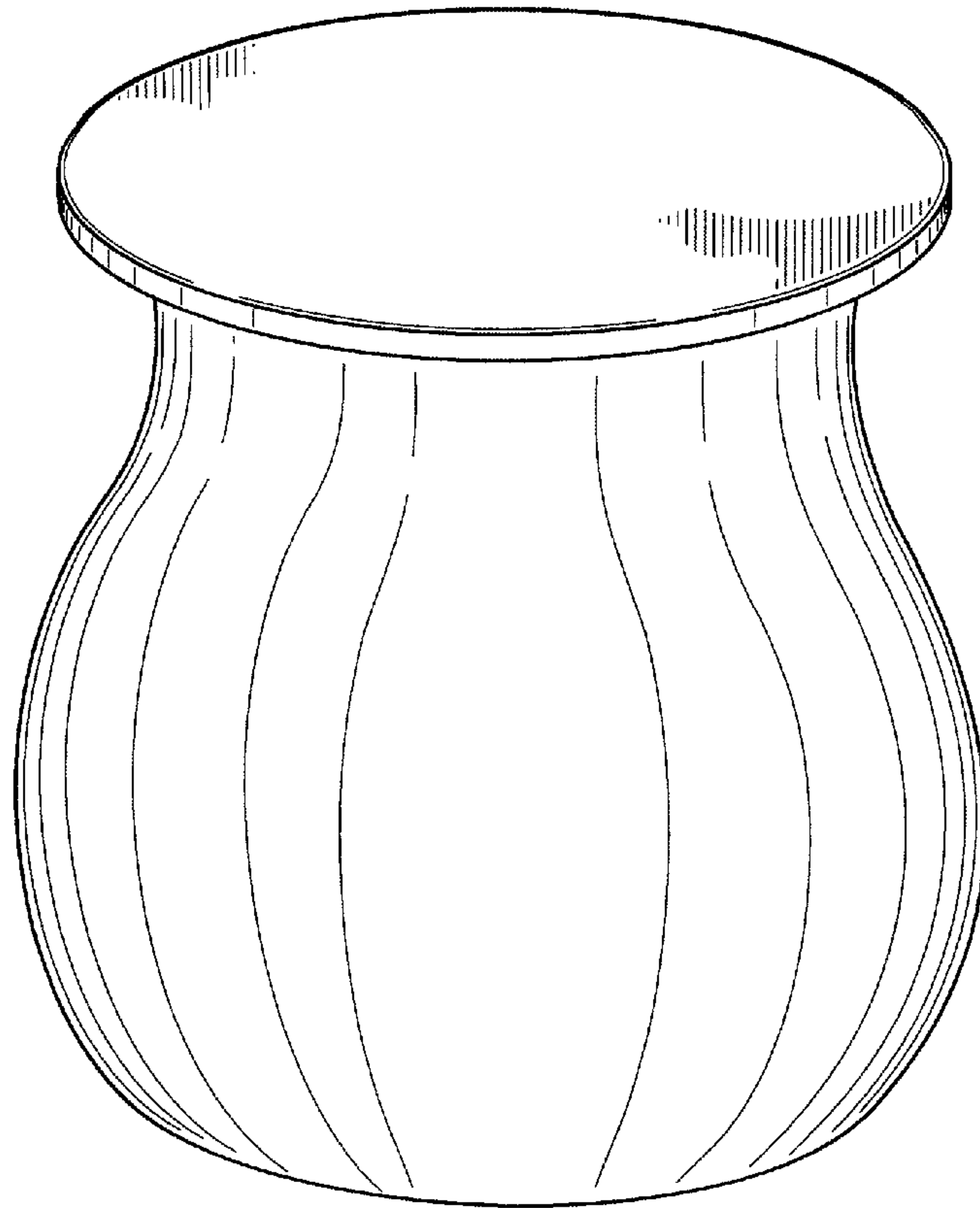


Fig. 1

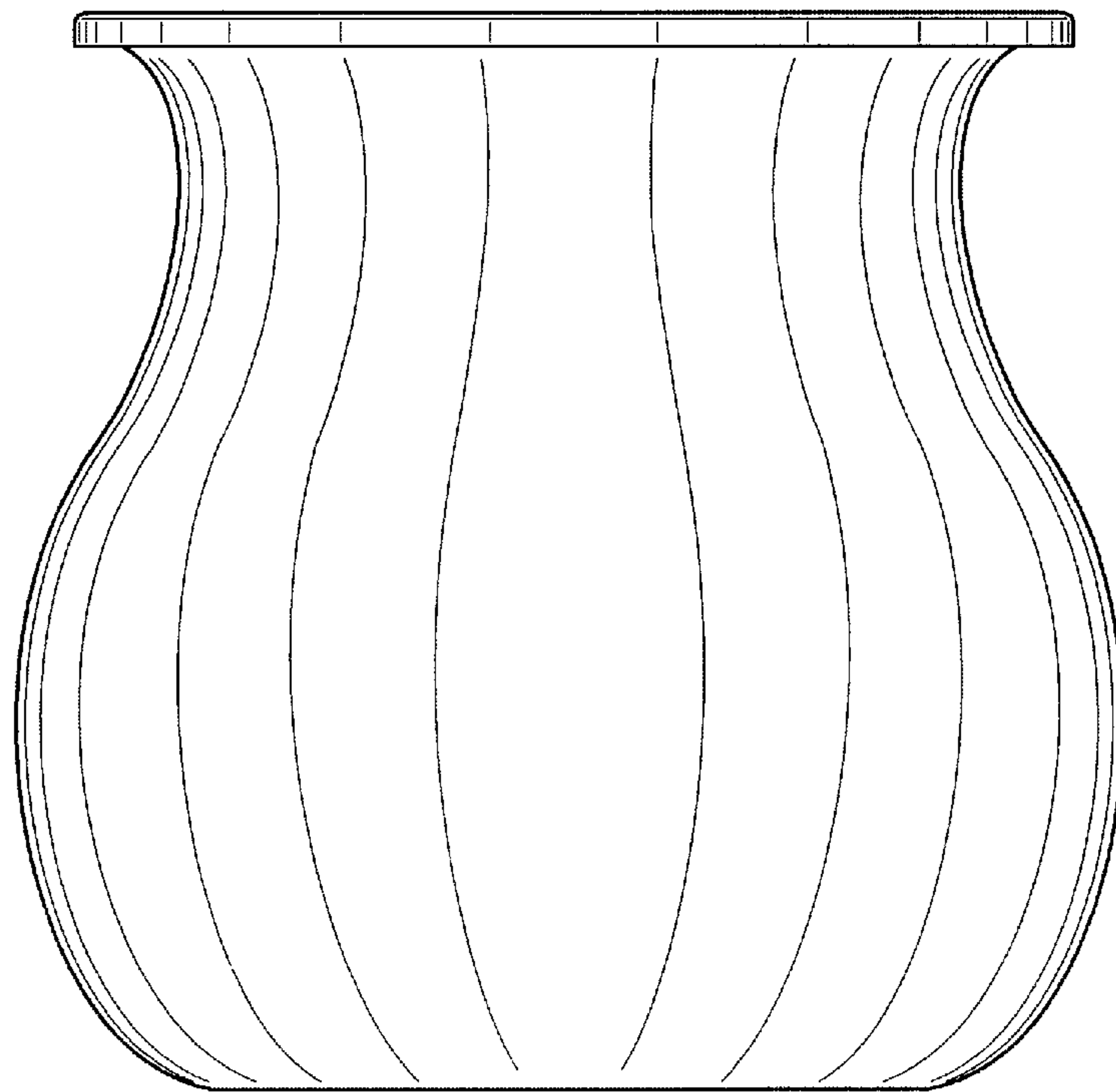


Fig. 2

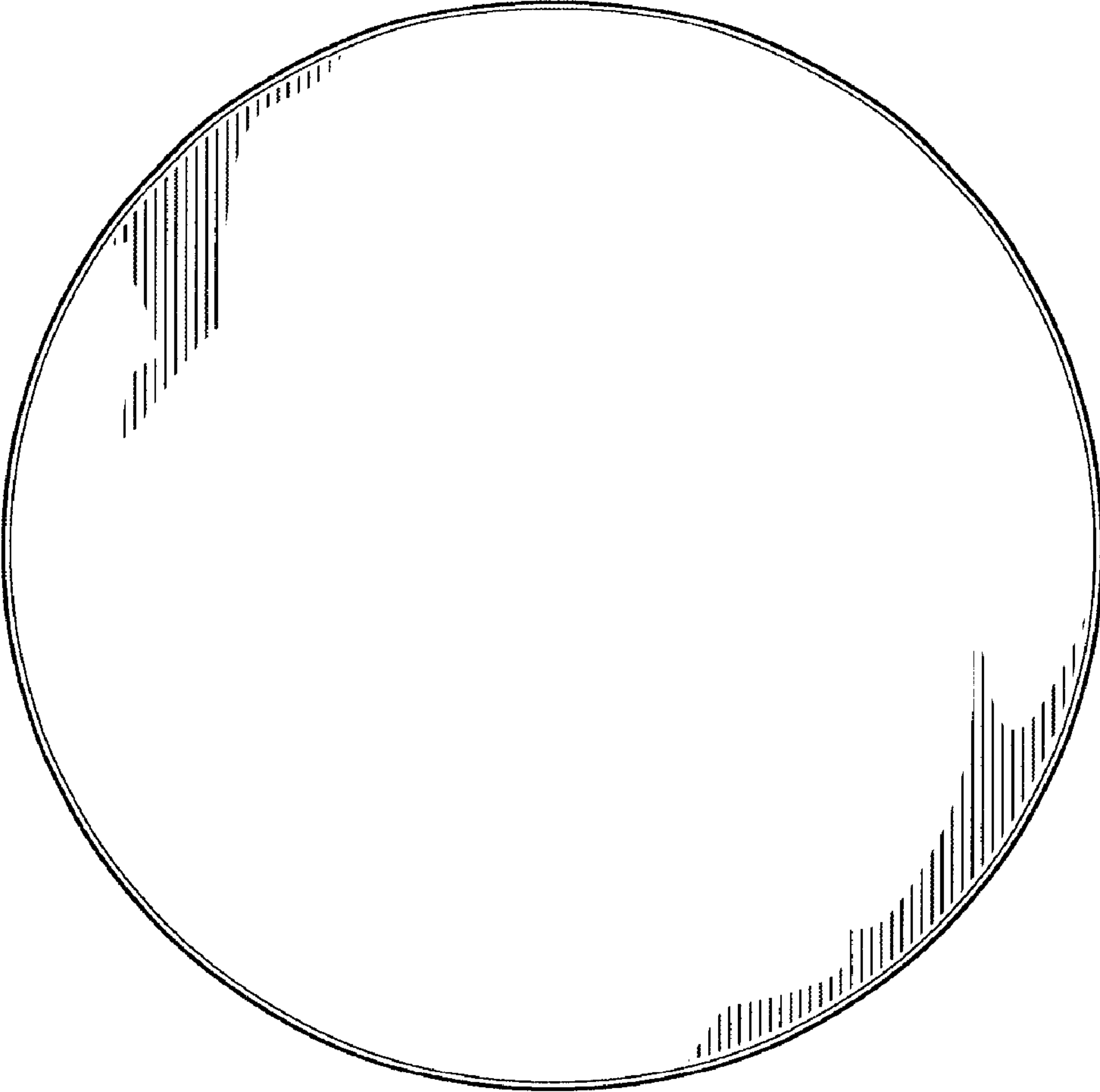


Fig. 3