



US00D515905S

(12) **United States Design Patent**  
**Chen**

(10) **Patent No.:** **US D515,905 S**

(45) **Date of Patent:** **\*\* Feb. 28, 2006**

(54) **TOOL HANDLE**

(75) **Inventor:** **Martin Chen**, Chang Hua (TW)

(73) **Assignee:** **Goodly-Ch Enterprise Co., Ltd.**,  
Taichung Hsien (TW)

(\*\*) **Term:** **14 Years**

(21) **Appl. No.:** **29/201,201**

(22) **Filed:** **Mar. 11, 2004**

(51) **LOC (8) Cl.** ..... **08-06**

(52) **U.S. Cl.** ..... **D8/107; D8/47**

(58) **Field of Classification Search** ..... D8/107,  
D8/303, 47, 83, 94; D7/649, 395; D22/118;  
30/236.01, 295, 137, 141, 147-150, 322-327,  
30/329, 340, 342, 345; 81/177.1-177.7, 427.5,  
81/489, 177.85, 124.4; 279/102

See application file for complete search history.

(56) **References Cited**

**U.S. PATENT DOCUMENTS**

1,425,598	A	*	8/1922	Lauber	.....	279/102
D399,722	S	*	10/1998	Eidsmoe et al.	.....	D8/107
D414,395	S	*	9/1999	Panfili	.....	D8/107
5,956,799	A	*	9/1999	Panaccione et al.	.....	15/236.01
D426,451	S	*	6/2000	Rosenbaum	.....	D8/107

D443,470	S	*	6/2001	Yu	.....	D7/395
D454,048	S	*	3/2002	Lin	.....	D8/107
RE38,093	E	*	4/2003	Chiou	.....	30/169
D483,244	S	*	12/2003	Chen	.....	D8/107

\* cited by examiner

*Primary Examiner*—Pamela Burgess

(74) *Attorney, Agent, or Firm*—Alan D. Kamrath; Nikolai & Merseraeu, P.A.

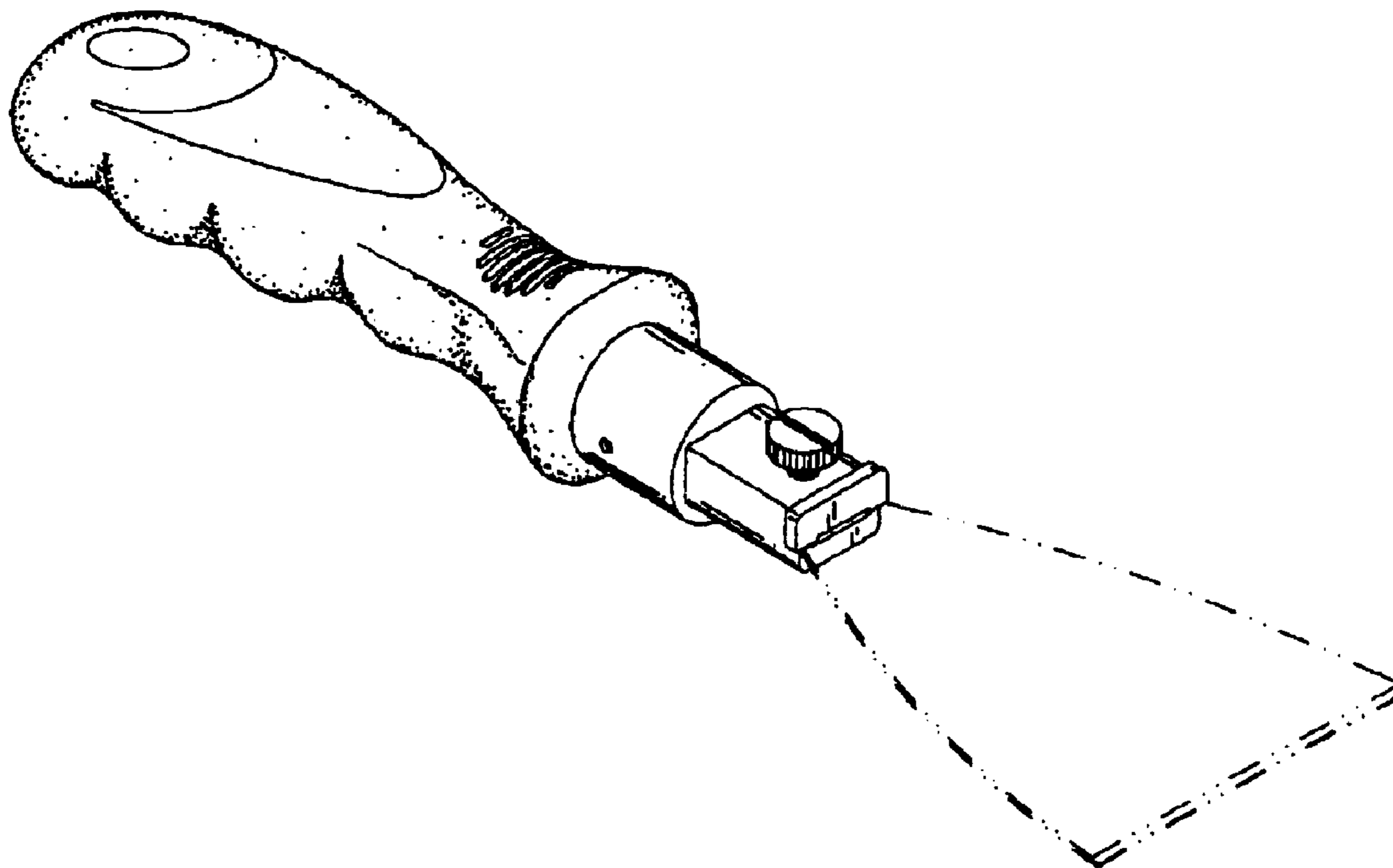
(57) **CLAIM**

The ornamental design for tool handle, as shown and described.

**DESCRIPTION**

FIG. 1 is a perspective view of a tool handle showing my new design;  
 FIG. 2 is a front view thereof; the opposite side being a mirror image of the shown.  
 FIG. 3 is a left view thereof;  
 FIG. 4 is a right view thereof;  
 FIG. 5 is a top view thereof;  
 FIG. 6 is a bottom view thereof; and,  
 FIG. 7 is the perspective view embodying the utilization of tool handle in which the broken line is for illustrative purposes only and forms no part of the claimed design.

**1 Claim, 2 Drawing Sheets**



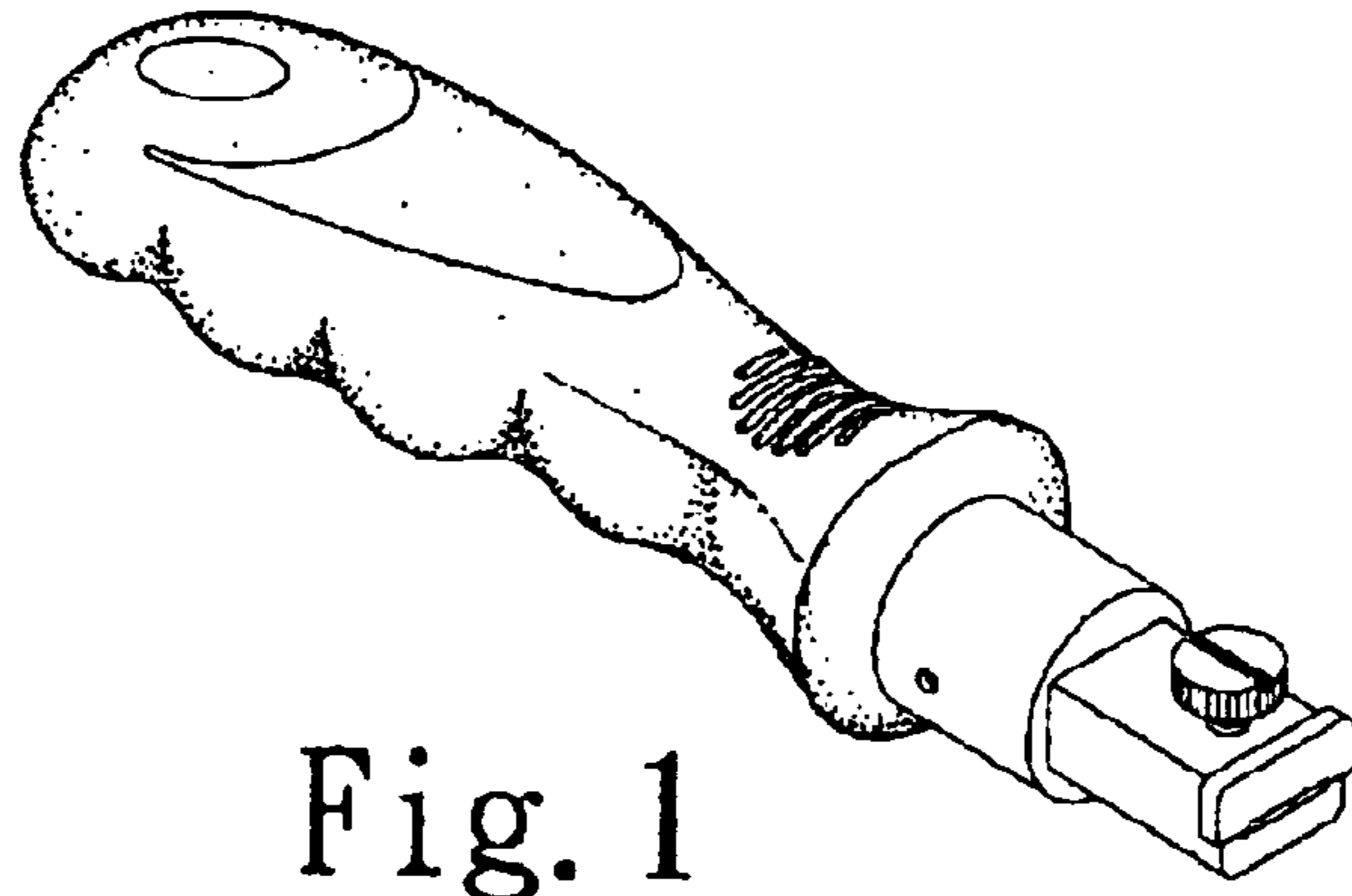


Fig. 1




Fig. 2

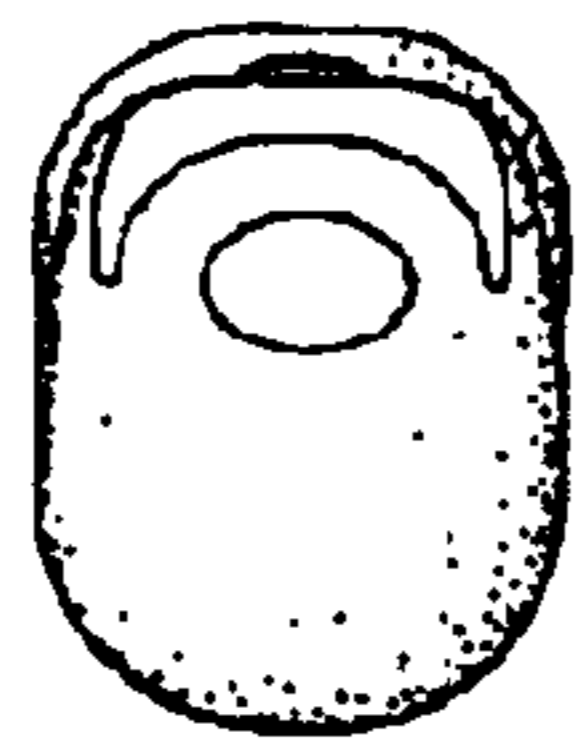


Fig. 3

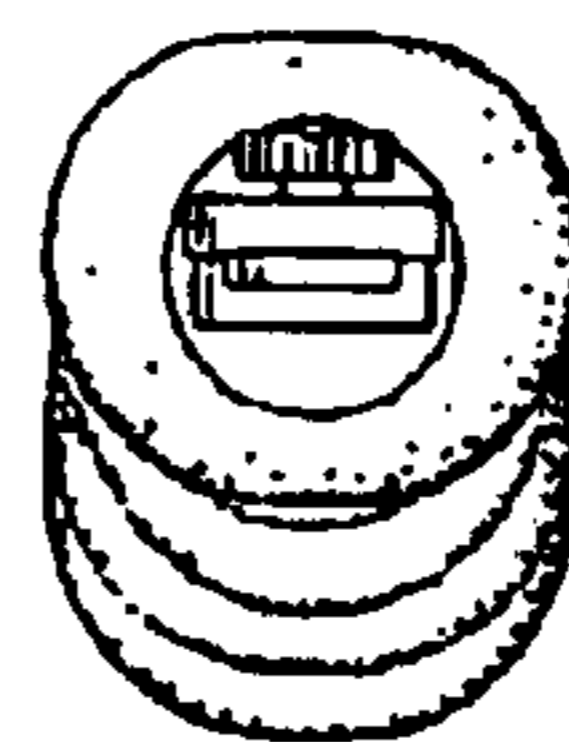


Fig. 4

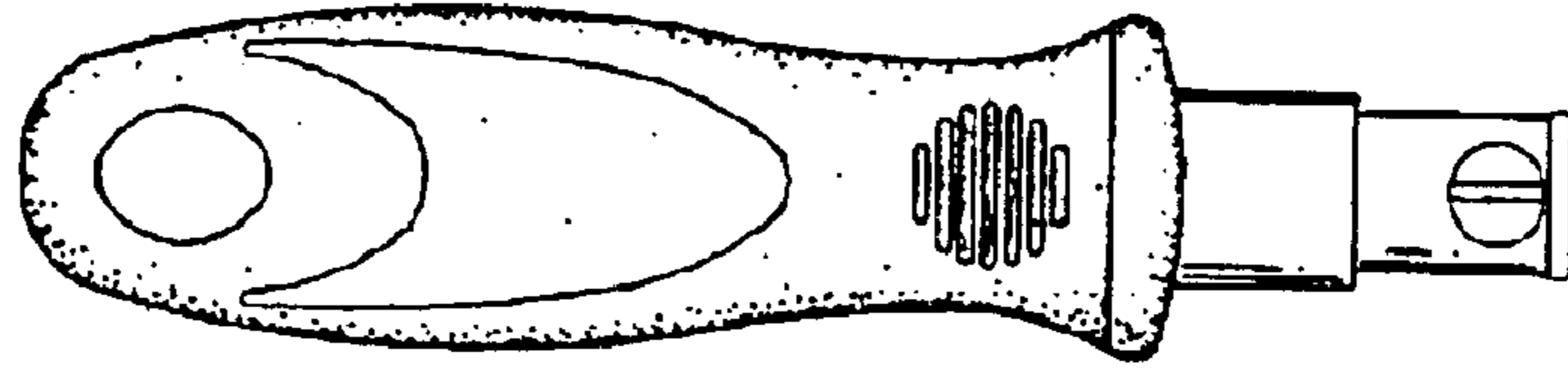


Fig. 5

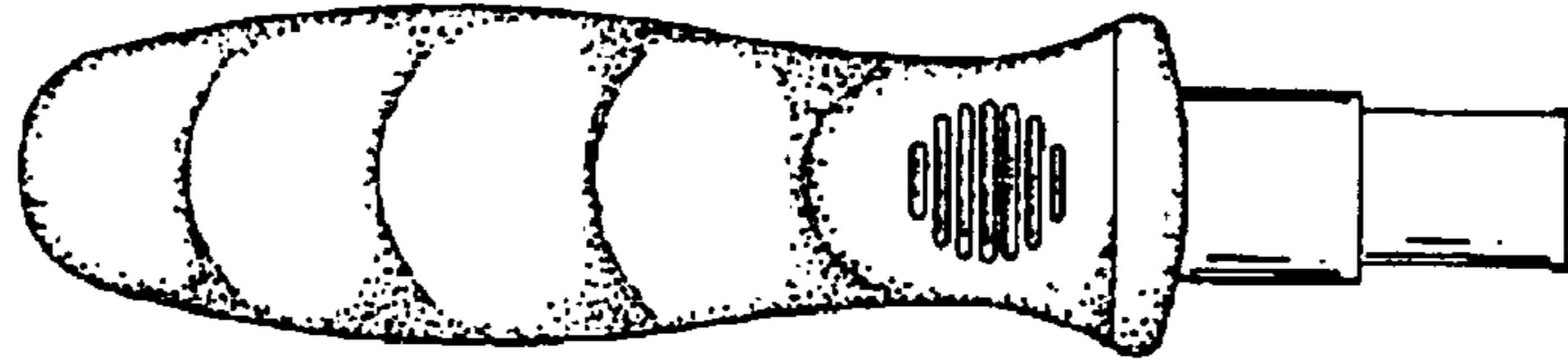


Fig. 6

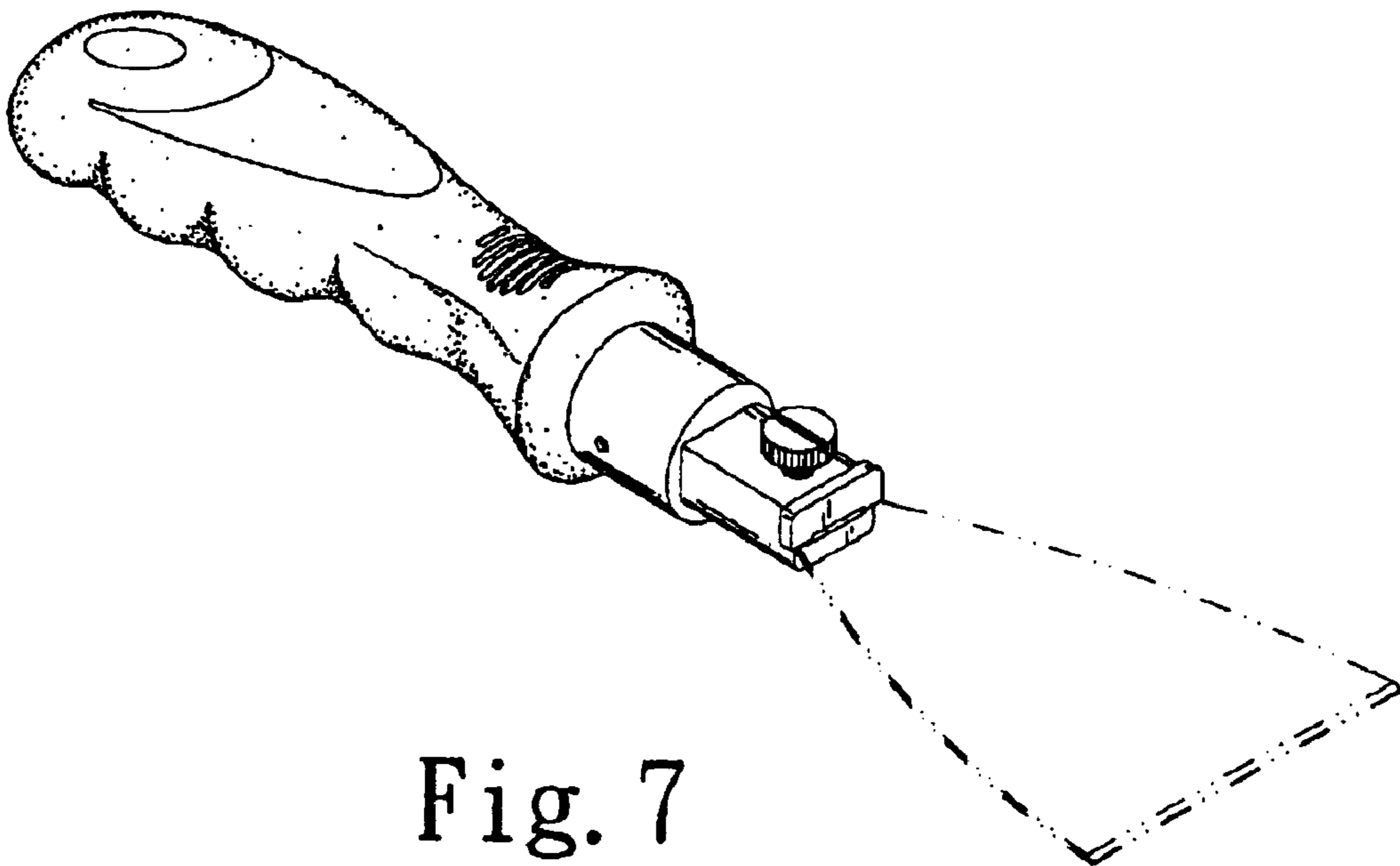


Fig. 7