



US00D515887S

(12) **United States Design Patent**  
**Denton**

(10) **Patent No.:** **US D515,887 S**

(45) **Date of Patent:** **\*\* Feb. 28, 2006**

(54) **PAINTERS MULTI PURPOSE TOOL BLADE**

(75) **Inventor:** **Billy Richard Denton**, 82 Indian Trail,  
Pine Bush, NY (US) 12566

(73) **Assignee:** **Billy Richard Denton**, Pine Bush, NY  
(US)

(\*\*) **Term:** **14 Years**

(21) **Appl. No.:** **29/196,788**

(22) **Filed:** **Jan. 5, 2004**

(51) **LOC (8) Cl.** ..... **08-05**

(52) **U.S. Cl.** ..... **D8/16; D8/45**

(58) **Field of Classification Search** ..... D8/14,  
D8/16, 105, 19, 20, 45; D32/46; 7/105, 151,  
7/158; 30/169; 15/105

See application file for complete search history.

(56) **References Cited**

**U.S. PATENT DOCUMENTS**

5,251,352 A	*	10/1993	Cullison	7/105
D386,857 S	*	11/1997	Lawrence	D32/46
D399,621 S	*	10/1998	Henke	D32/49
D405,668 S	*	2/1999	Henke	D8/34

6,009,581 A	*	1/2000	Davis et al.	7/105
D424,390 S	*	5/2000	Denton	D8/45
6,131,222 A	*	10/2000	Anderson et al.	7/105
D435,408 S	*	12/2000	Panfili et al.	D8/16
D445,320 S	*	7/2001	Abbott	D8/14
D450,994 S	*	11/2001	Abbott	D8/105
D468,977 S	*	1/2003	Graff et al.	D8/19

\* cited by examiner

*Primary Examiner*—Philip S. Hyder

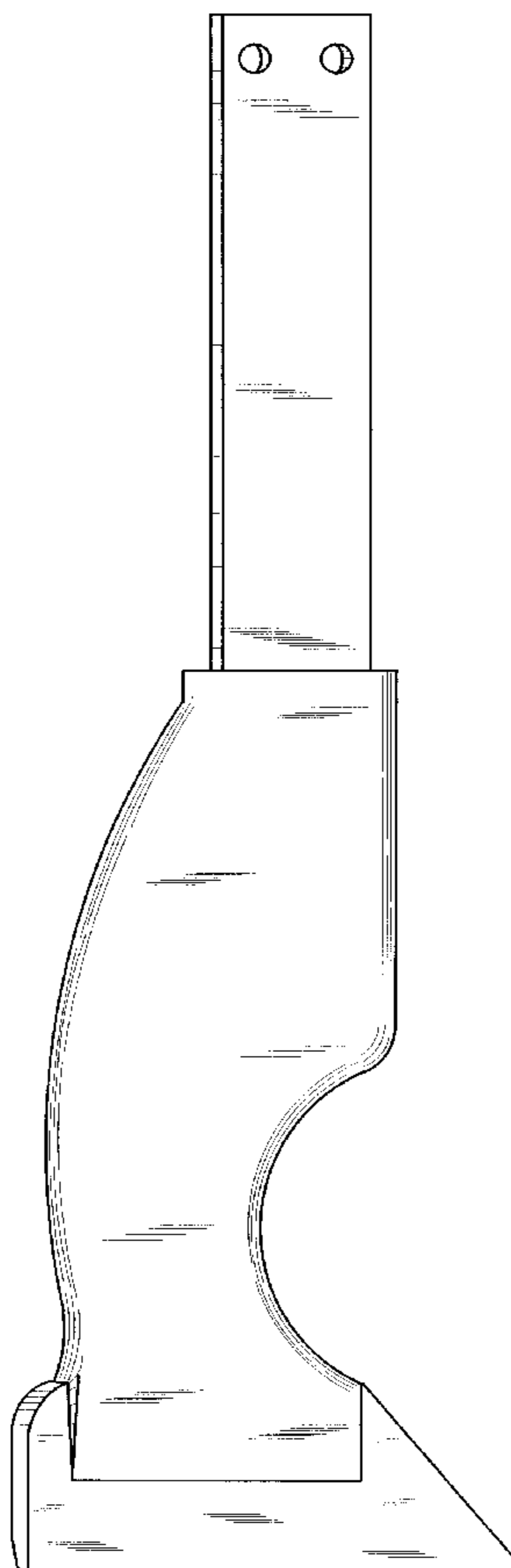
(57) **CLAIM**

I claim the ornamental design for a painters multi purpose tool blade, as shown.

**DESCRIPTION**

- FIG. 1 is a front view.
- FIG. 2 is a rear view.
- FIG. 3 is a bottom view.
- FIG. 4 is a top view.
- FIG. 5 is a right side view.
- FIG. 6 is a left side view
- FIG. 7 is perspective view; and,
- FIG. 8 is another perspective view.

**1 Claim, 4 Drawing Sheets**



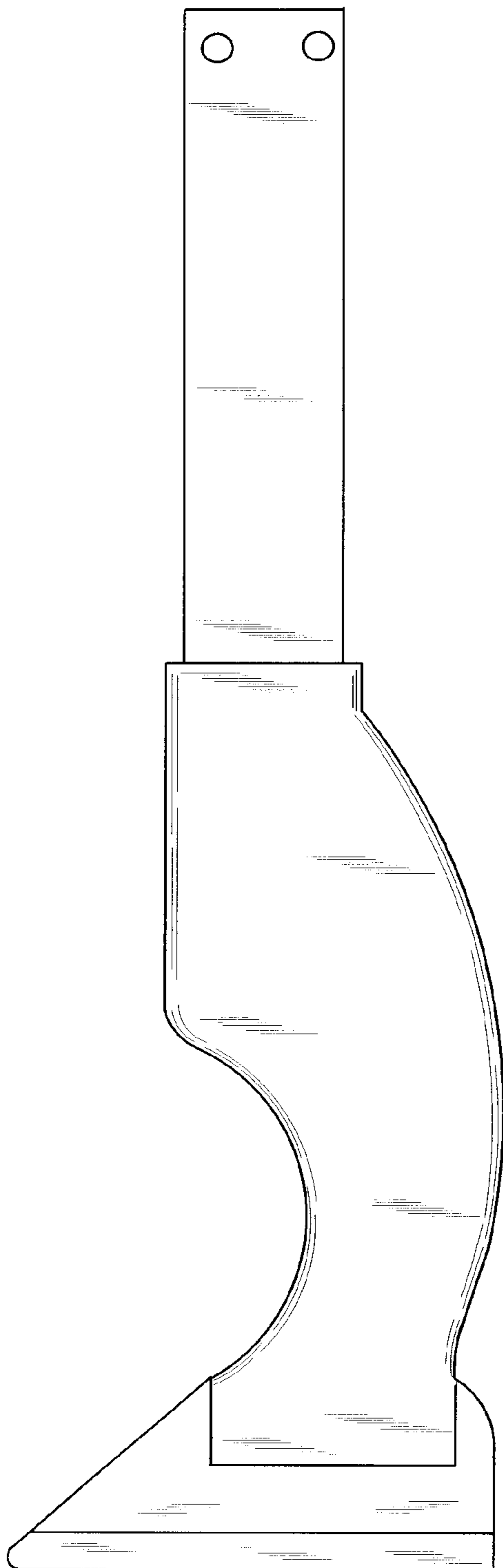


FIG 1

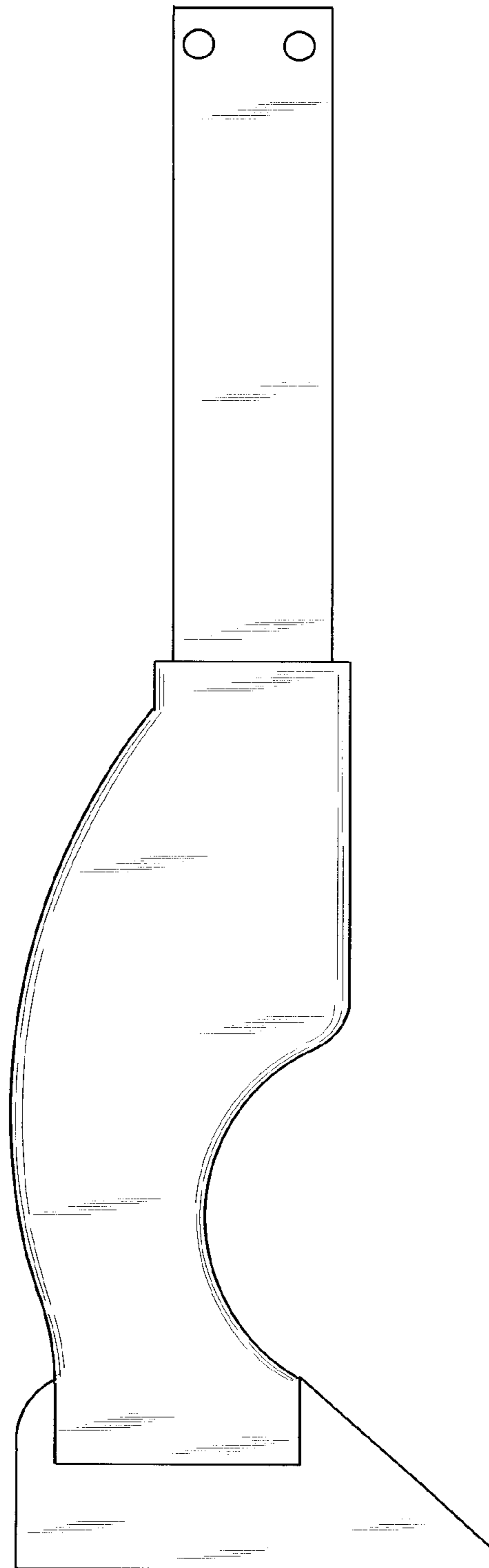


FIG 2

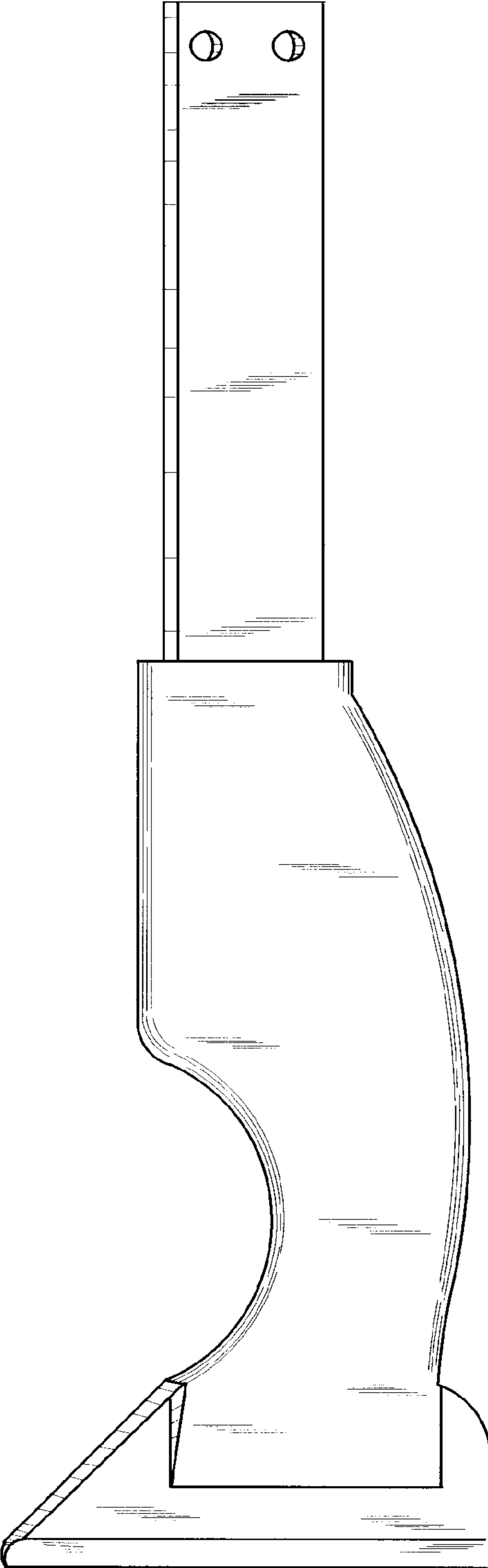


FIG 3

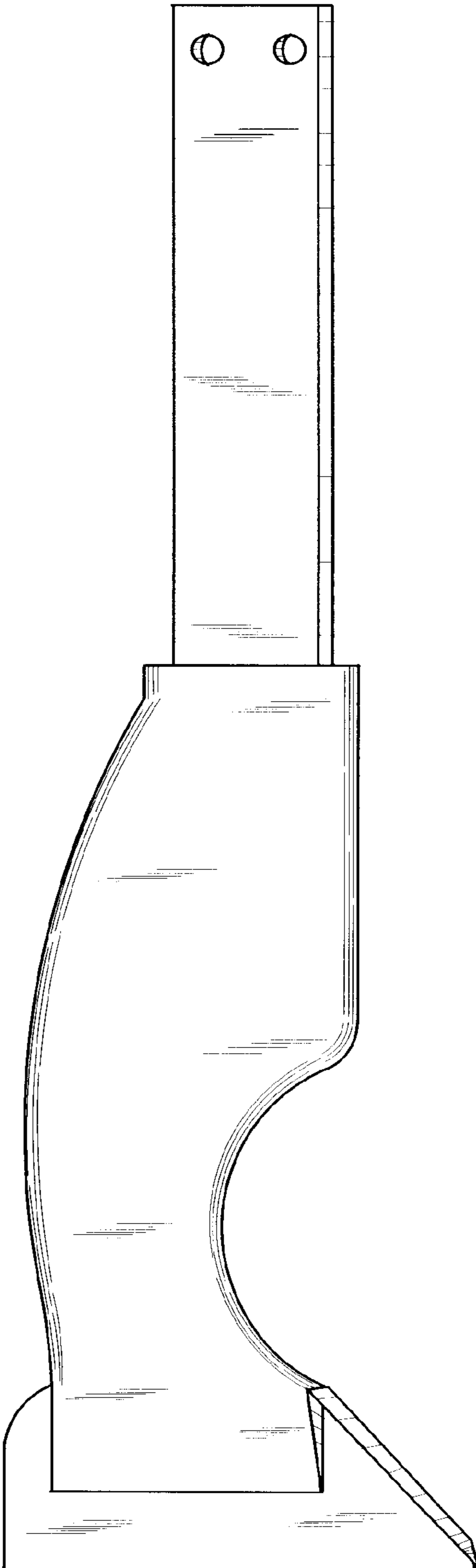
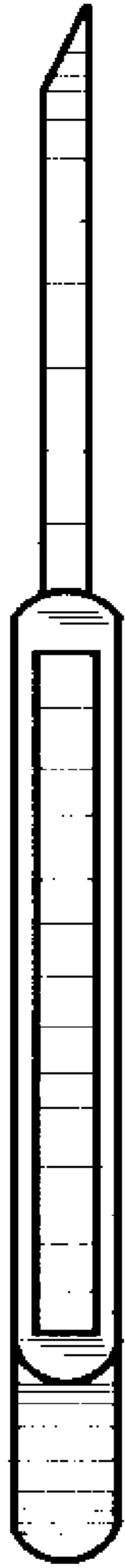


FIG 4



**FIG 5**



**FIG 6**

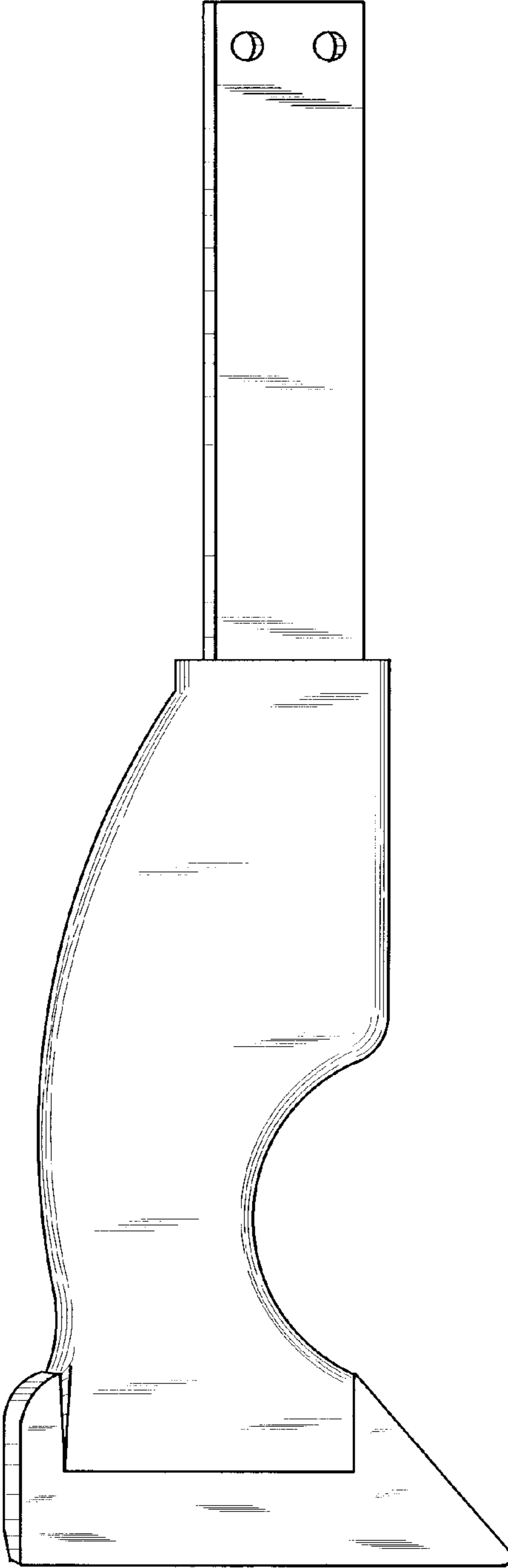


FIG 7

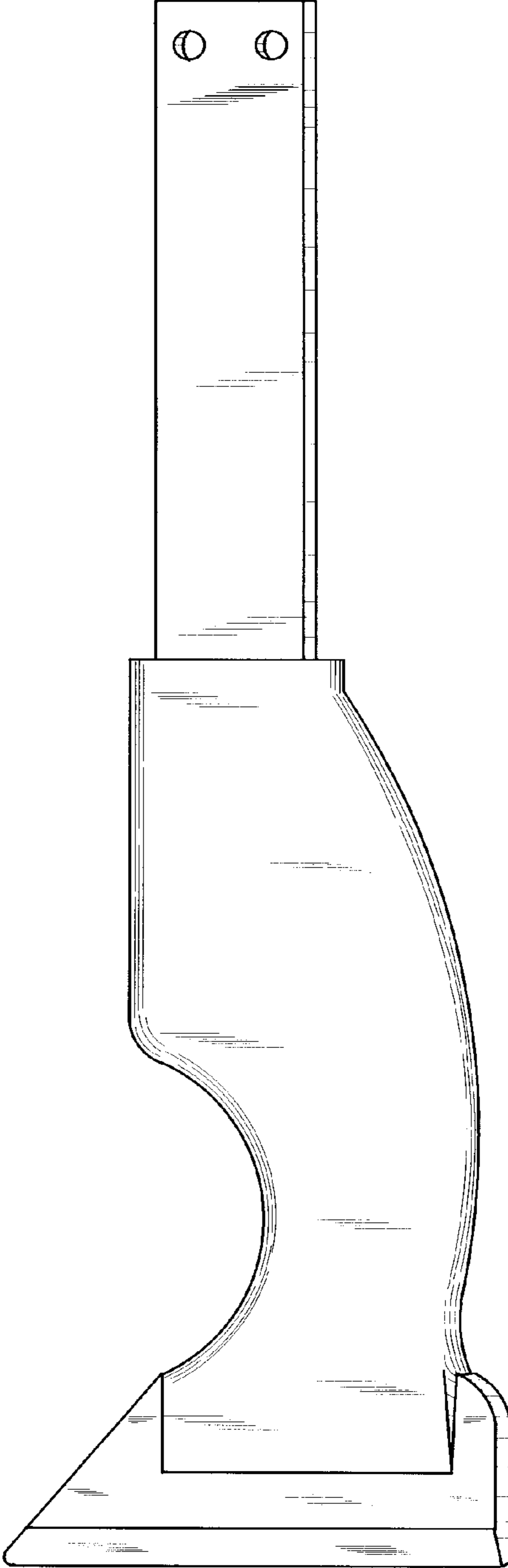


FIG 8