

US00D515881S

(12) **United States Design Patent** (10) **Patent No.:** **US D515,881 S**
Berger et al. (45) **Date of Patent:** **** Feb. 28, 2006**

(54) **EXPANDABLE NAPKIN HOLDER**

(75) Inventors: **Andrew L. Berger**, Buffalo Grove, IL (US); **Linda C. Berger**, Buffalo Grove, IL (US)

(73) Assignee: **Axis International Marketing, Ltd.**, Des Plaines, IL (US)

(**) Term: **14 Years**

(21) Appl. No.: **29/220,068**

(22) Filed: **Dec. 23, 2004**

(51) **LOC (8) Cl.** **07-06**

(52) **U.S. Cl.** **D7/631**

(58) **Field of Classification Search** D7/631-634, D7/590; D19/75, 77, 78, 85, 86, 90, 91; 211/11, 211/13.1, 40, 41.2, 41.3, 45, 49.1, 50; 221/33-41, 221/45-60

See application file for complete search history.

(56) **References Cited**

U.S. PATENT DOCUMENTS

3,216,582 A * 11/1965 Cross 211/50
D395,578 S * 6/1998 Pulitano D7/590
D439,804 S * 4/2001 Pulitano D7/590

* cited by examiner

Primary Examiner—Terry A. Wallace

(74) *Attorney, Agent, or Firm*—Barnes & Thornburg LLP

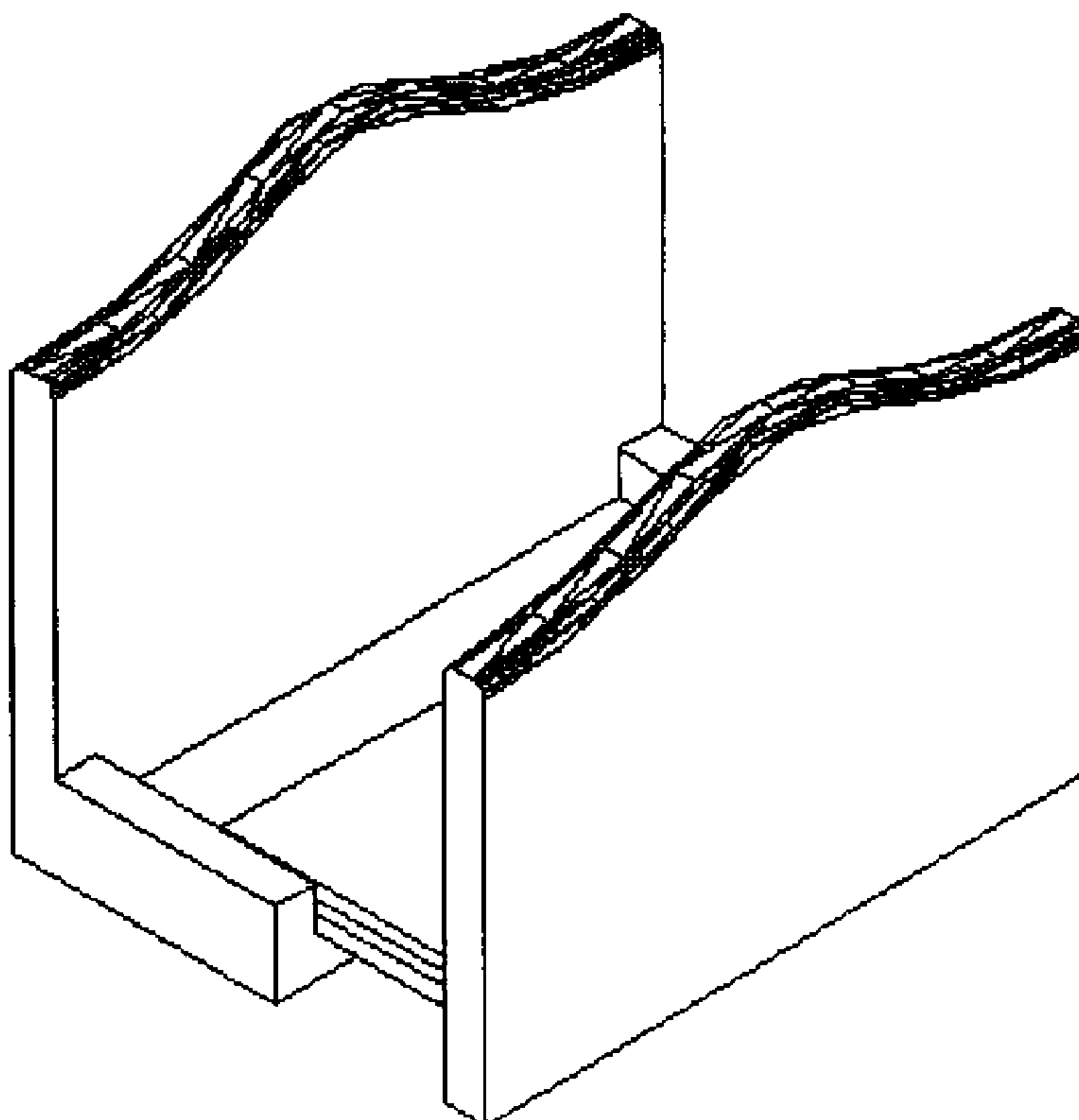
(57) **CLAIM**

The ornamental design for an expandable napkin holder, as shown.

DESCRIPTION

FIG. 1 is a front perspective view of an expandable napkin holder in the retracted position showing the design; FIG. 2 is a front side elevational view thereof; FIG. 3 is a rear side elevational view thereof; FIG. 4 is a top plan view thereof; FIG. 5 is a bottom plan view thereof; FIG. 6 is a left side elevational view thereof; FIG. 7 is a right side elevational view thereof; FIG. 8 is a front perspective view of an expandable napkin holder in the expanded position showing the design; FIG. 9 is a front side elevational view thereof; FIG. 10 is a rear side elevational view thereof; FIG. 11 is a top plan view thereof; FIG. 12 is a bottom plan view thereof; FIG. 13 is a left side elevational view thereof; and, FIG. 14 is a right side elevational view thereof.

1 Claim, 2 Drawing Sheets



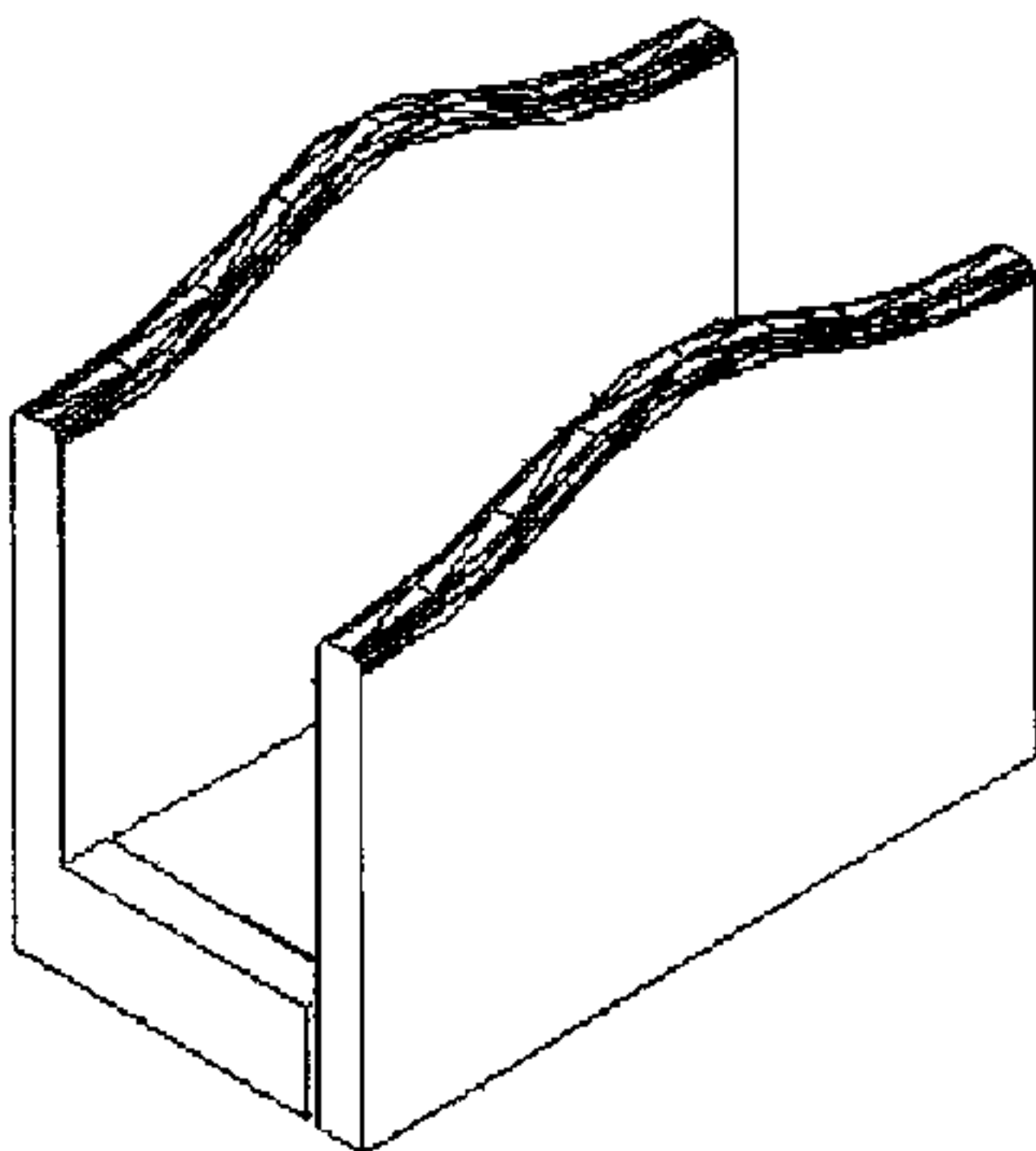


FIGURE 1

FIGURE 2




FIGURE 3




FIGURE 4




FIGURE 5




FIGURE 6





FIGURE 7



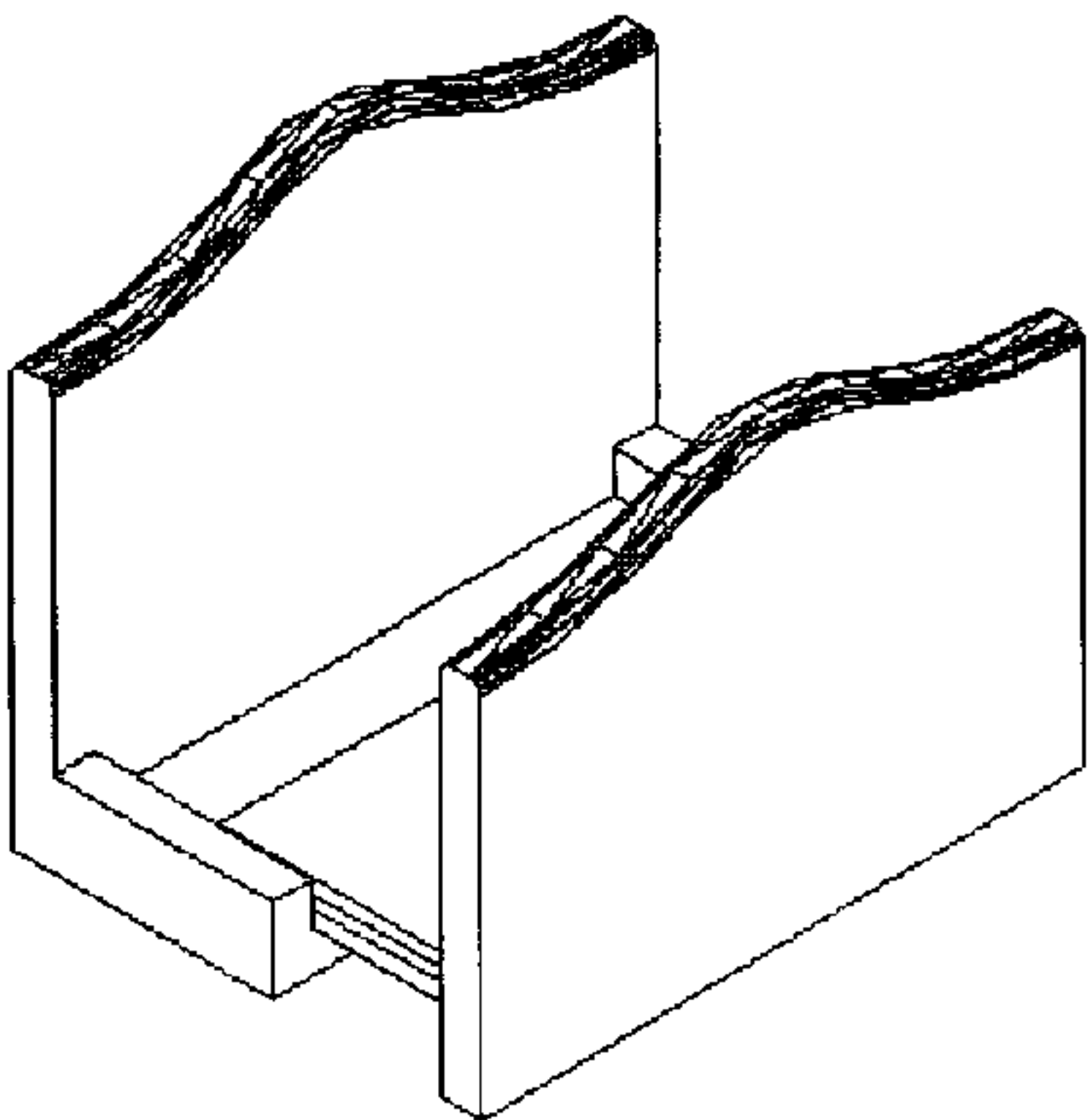


FIGURE 8

FIGURE 9

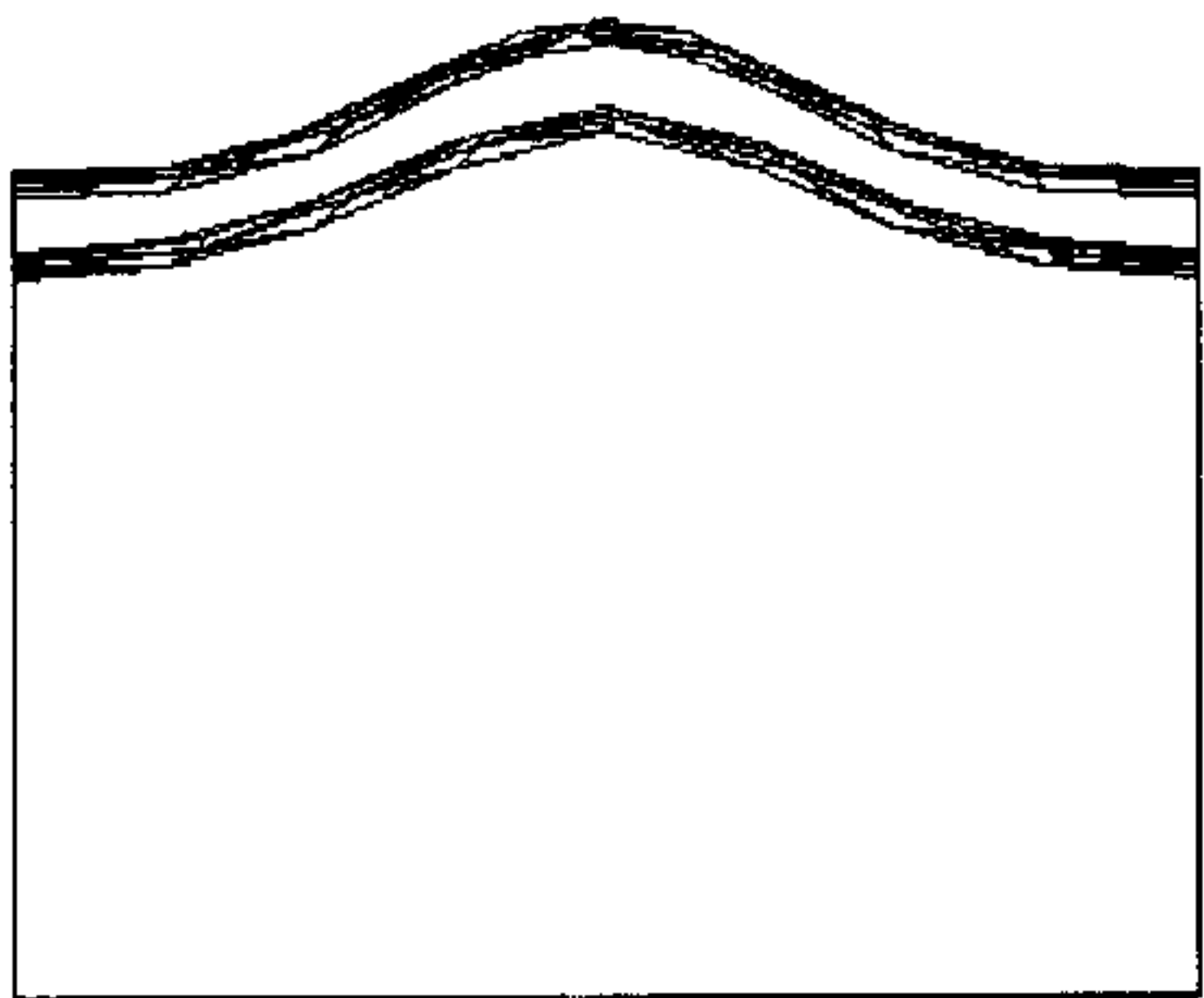


FIGURE 10




FIGURE 11




FIGURE 12

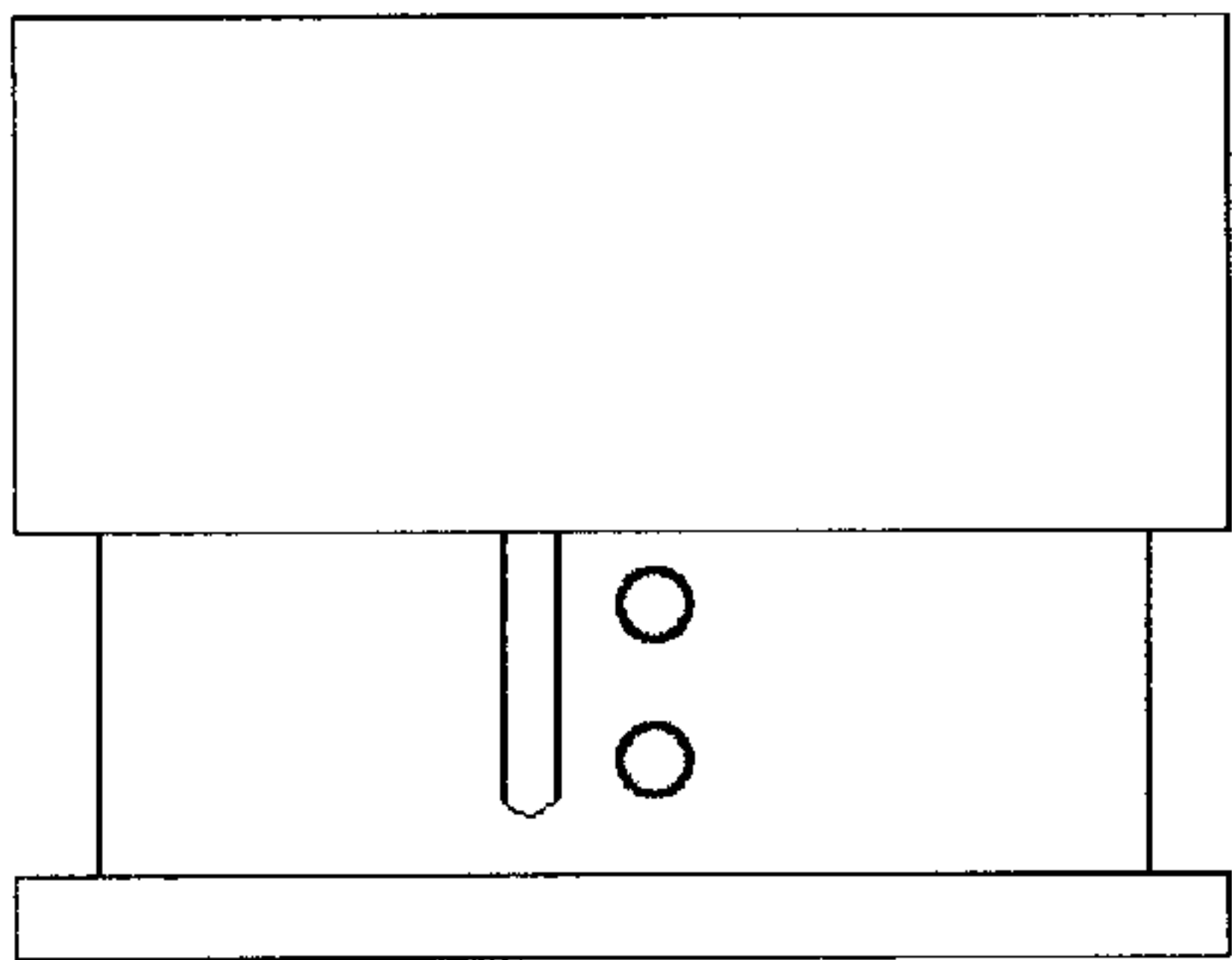


FIGURE 13




FIGURE 14

