



US00D515872S

(12) **United States Design Patent** (10) **Patent No.:** **US D515,872 S**
Vendl et al. (45) **Date of Patent:** **** Feb. 28, 2006**

(54) **DISH**

(75) Inventors: **Lynn Vendl**, Woodridge, IL (US);
Stephen Melamed, Chicago, IL (US);
Luc Heiligenstein, Chicago, IL (US);
Daniel A. Sanchez, Chicago, IL (US)

(73) Assignee: **Wilton Industries, Inc.**, Woodridge, IL (US)

(**) Term: **14 Years**

(21) Appl. No.: **29/212,151**

(22) Filed: **Aug. 27, 2004**

(51) **LOC (8) Cl.** **07-01**

(52) **U.S. Cl.** **D7/545**

(58) **Field of Classification Search** D7/584,
D7/586, 587, 500, 545-549, 566, 570, 600,
D7/602, 430; 220/574, 575, 605, 606; 206/518,
206/520, 575

See application file for complete search history.

(56) **References Cited**

U.S. PATENT DOCUMENTS

1,220,495 A * 3/1917 Cadby 220/574
D154,216 S * 6/1949 Reifsnyder D7/562
D225,431 S * 12/1972 Gulotta D7/586
D256,762 S * 9/1980 Scott D7/545

D310,930 S * 10/1990 Unger D7/586
D456,673 S * 5/2002 Kerman D7/545
D478,474 S * 8/2003 Zettle D7/584
2004/0222228 A1 * 11/2004 Price 220/574

FOREIGN PATENT DOCUMENTS

GB 2000315 * 6/1990
GB 3002253 * 9/2002
GB 3015201 * 12/2003

* cited by examiner

Primary Examiner—Charles A. Rademaker

(74) *Attorney, Agent, or Firm*—DLA Piper Rudnick Gray Cary US LLP

(57) **CLAIM**

The ornamental design for a dish, as shown and described.

DESCRIPTION

FIG. 1 is a perspective view of a dish showing our new design;


FIG. 2 is a left side elevation thereof, the side opposite being a mirror image;

FIG. 3 is a front elevation thereof, the side opposite being a mirror image;

FIG. 4 is a top plan view thereof; and,

FIG. 5 is a bottom plan view thereof.

1 Claim, 4 Drawing Sheets






FIG. 1




FIG. 2

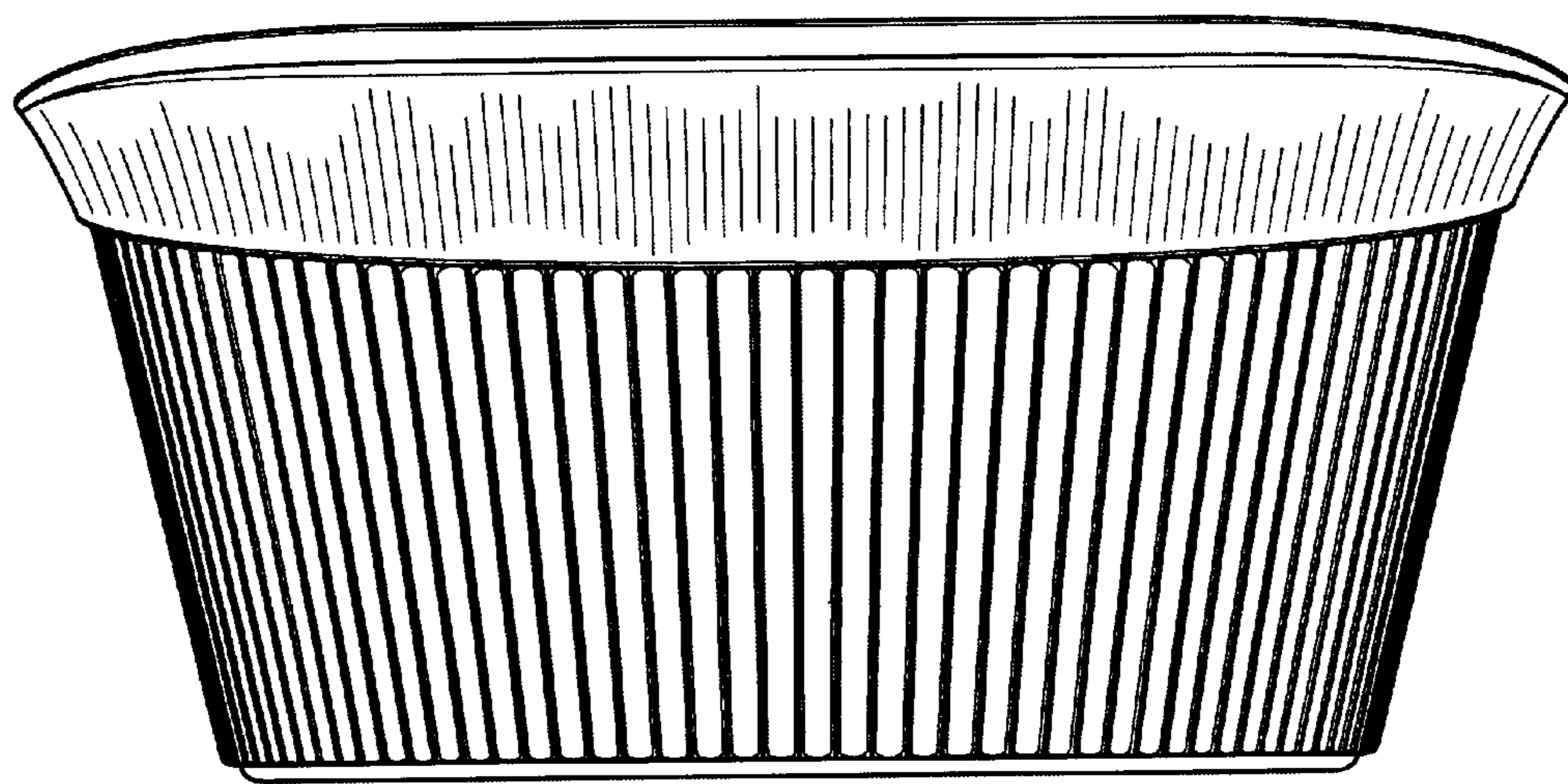


FIG. 3




FIG. 4




FIG. 5