



US00D515869S

(12) **United States Design Patent**
Mills et al.

(10) **Patent No.: US D515,869 S**

(45) **Date of Patent: ** Feb. 28, 2006**

(54) **DRINKING BOTTLE**

(75) Inventors: **Christopher Mills, Leeds (GB); Mark E. Kershaw, Macclesfield (GB)**

(73) Assignee: **Sportsfactory Consulting Limited, Warrington (GB)**

(**) Term: **14 Years**

(21) Appl. No.: **29/199,267**

(22) Filed: **Feb. 12, 2004**

(30) **Foreign Application Priority Data**

Aug. 12, 2003 (GB) 3014039

(51) **LOC (8) Cl. 07-01**

(52) **U.S. Cl. D7/510; D7/511**

(58) **Field of Classification Search** D7/509, D7/510, 511, 523, 507, 310; D9/500, 549, D9/449, 497, 503, 538, 530, 539; D3/202; 210/85, 120, 136; 215/388, 387, DIG. 7, 215/11.6; 220/705, 714, 719, 703, 592.16, 220/592.1, 7, 711; D12/169

See application file for complete search history.

(56) **References Cited**

U.S. PATENT DOCUMENTS

- D328,219 S * 7/1992 Cheng D7/310
- D337,274 S * 7/1993 Thatcher D9/539
- D339,503 S * 9/1993 Callaway D7/510
- D350,672 S * 9/1994 Egger et al. D7/510

- D351,313 S * 10/1994 Giard, Jr. D7/510
- D356,231 S * 3/1995 Peyton, Jr. D7/510
- D358,296 S * 5/1995 Garneau D7/510
- D358,530 S * 5/1995 Mehra et al. D7/510
- D358,964 S * 6/1995 Foster et al. D7/510
- D391,448 S * 3/1998 Winer et al. D7/510
- D398,478 S * 9/1998 Spencer D7/510
- D433,729 S * 11/2000 Poirier et al. D7/511
- D467,206 S * 12/2002 Warming D12/169
- D482,620 S * 11/2003 Kleckauskas et al. D9/530
- D491,018 S * 6/2004 Vinarsky D7/507
- D492,546 S * 7/2004 Bodum D7/510
- D503,309 S * 3/2005 Yu D7/511

* cited by examiner

Primary Examiner—M. N. Pandozzi

(74) *Attorney, Agent, or Firm*—Baker Botts L.L.P.


(57) **CLAIM**

The ornamental design for a drinking bottle, as shown and described.

DESCRIPTION

FIG. 1 is a view of a front or back of the drinking bottle; FIG. 2 is a view from the left side of the drinking bottle; FIG. 3 is a view from the right side; and, FIG. 4 is a view from the front or back with environmental structure (a ball in the recess shown in FIG. 1) in broken line. The broken line showing of a measuring line in FIG. 3 and a ball in FIG. 4 are for illustrative purposes only and form no part of the claimed design.

1 Claim, 2 Drawing Sheets



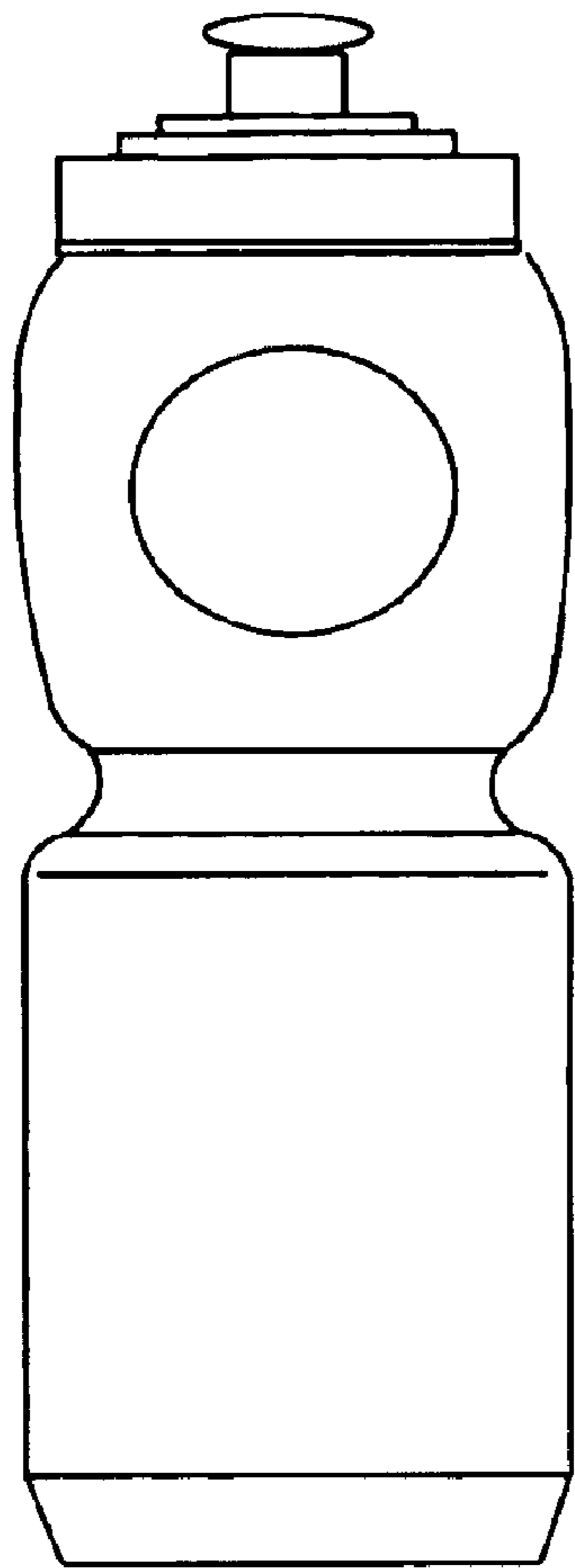


FIGURE 1

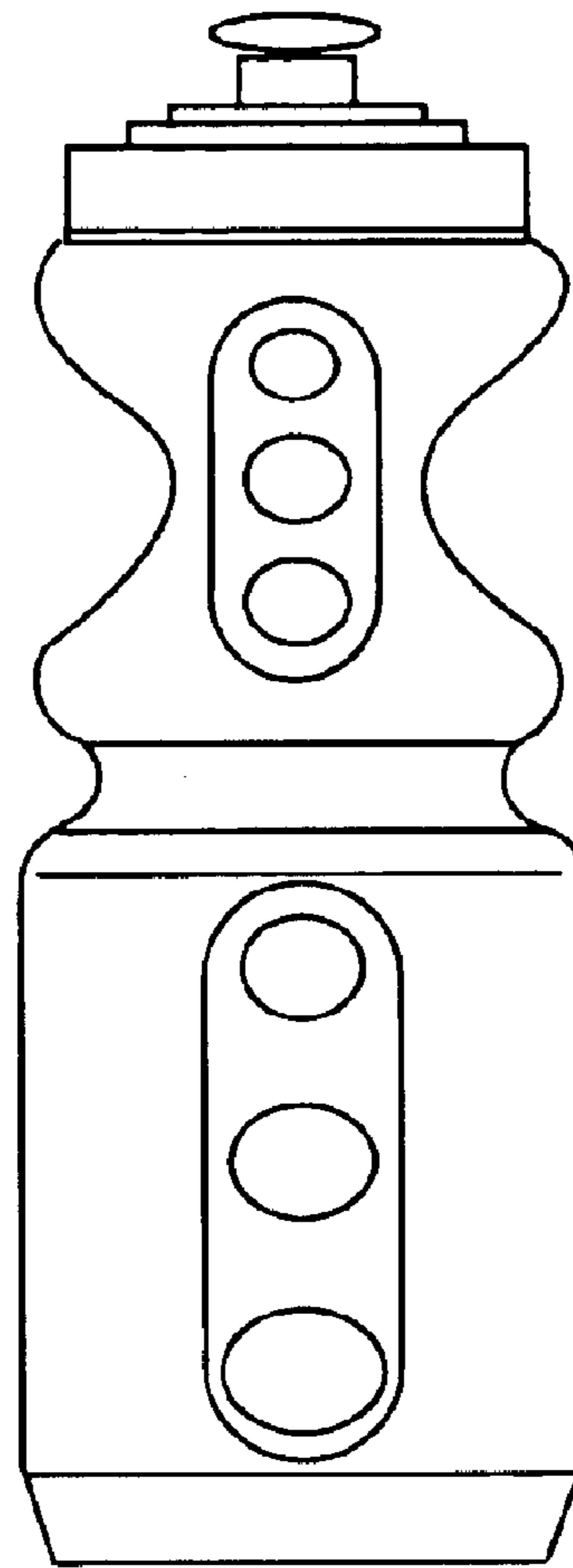


FIGURE 2

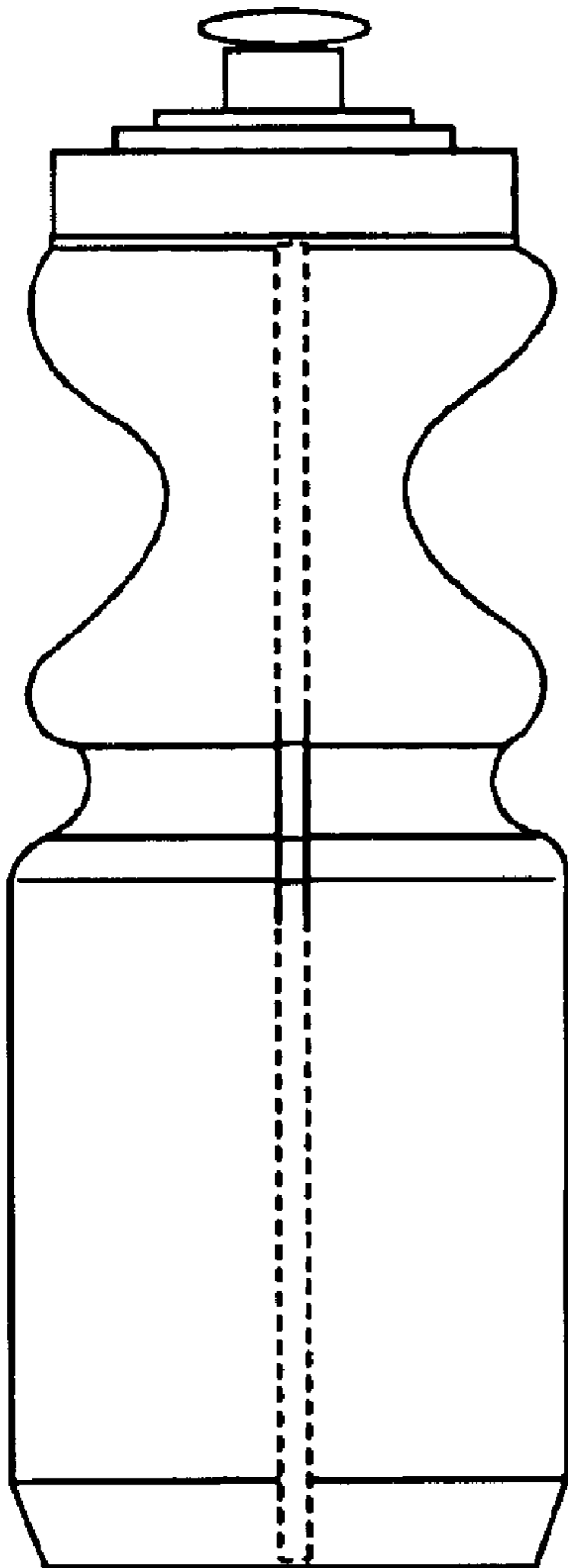


FIGURE 3




FIGURE 4