



US00D515867S

(12) **United States Design Patent**
Randolph et al.

(10) **Patent No.:** **US D515,867 S**
(45) **Date of Patent:** **** Feb. 28, 2006**

(54) **LID**

(75) **Inventors:** **Ross Steven Randolph**, Rockaway, NJ (US); **Joseph Paul Sejnowski**, North Kingstown, RI (US); **Arden Hill**, Brookline, MA (US); **Brenda Liistro**, Westport, CT (US)

(73) **Assignee:** **Playtex Products, Inc.**, Westport, CT (US)

(**) **Term:** **14 Years**

(21) **Appl. No.:** **29/213,090**

(22) **Filed:** **Sep. 13, 2004**

Related U.S. Application Data

(60) Division of application No. 29/177,779, filed on Mar. 14, 2003, now Pat. No. Des. 497,512, which is a continuation-in-part of application No. 29/168,356, filed on Oct. 1, 2002, now Pat. No. Des. 476,849.

(51) **LOC (8) Cl.** **07-99**

(52) **U.S. Cl.** **D7/396.2; D7/392.1; D7/900**

(58) **Field of Classification Search** D7/510,
D7/511, 509, 507, 392.1, 900, 396.2, 392,
D7/393, 394; 215/11.6, 11.5, 11.4, 396; D9/446,
D9/447; 220/719, 711, 714, 713, 603, 240,
220/301, 717; 210/474; D24/197; 222/541.6,
222/265

See application file for complete search history.

(56) **References Cited**

U.S. PATENT DOCUMENTS

D216,730 S	*	3/1970	Carslaw	D7/510
3,990,596 A		11/1976	Hoftman	215/11 R
4,121,731 A		10/1978	Okerstrum	220/90.4
D279,752 S	*	7/1985	Jagger	D7/510
D315,212 S		3/1991	Oknuki	D24/197
D315,213 S		3/1991	Ohnuki	D24/197
D326,796 S		6/1992	Kawano	D7/510
D329,355 S		9/1992	Yagi	D7/511
D341,892 S		11/1993	Yagi	D24/197
5,294,018 A	*	3/1994	Boucher	220/603

D366,987 S	*	2/1996	Allegre	D7/510
D368,529 S		4/1996	Allegre	D24/197
D370,262 S	*	5/1996	Allegre	D24/197
5,529,202 A		6/1996	Shamis	220/301
5,542,670 A	*	8/1996	Morano	220/240
D387,247 S	*	12/1997	Randolph	D7/510
D397,906 S	*	9/1998	Briggs et al.	D7/392.1
5,890,621 A	*	4/1999	Bachman et al.	220/717
D419,029 S	*	1/2000	Randolph	D7/392
D421,878 S	*	3/2000	Roehrig	D7/510
D425,994 S	*	5/2000	Hakim	D24/197
D429,959 S		8/2000	Otake	D7/510
6,102,245 A		8/2000	Haberman	220/714
D434,944 S	*	12/2000	Randolph	D7/510
D442,435 S		5/2001	Takagi	D7/510
6,230,923 B1	*	5/2001	Hung	220/703
D454,642 S		3/2002	Hakim	D24/197
D460,322 S	*	7/2002	Orr et al.	D7/510
D474,647 S	*	5/2003	Reinius et al.	D7/510
D476,849 S	*	7/2003	Randolph	D7/510

(Continued)

Primary Examiner—M. N. Pandozzi

(74) *Attorney, Agent, or Firm*—Ohlandt, Greeley, Ruggiero & Perle, L.L.P.

(57) **CLAIM**

The ornamental design for a lid, as shown and described.

DESCRIPTION

FIG. 1 is a front perspective view of a lid showing my new design;

FIG. 2 is a rear perspective view of the lid of FIG. 1;

FIG. 3 is a front view of the lid of FIG. 1;

FIG. 4 is a rear view of the lid of FIG. 1;

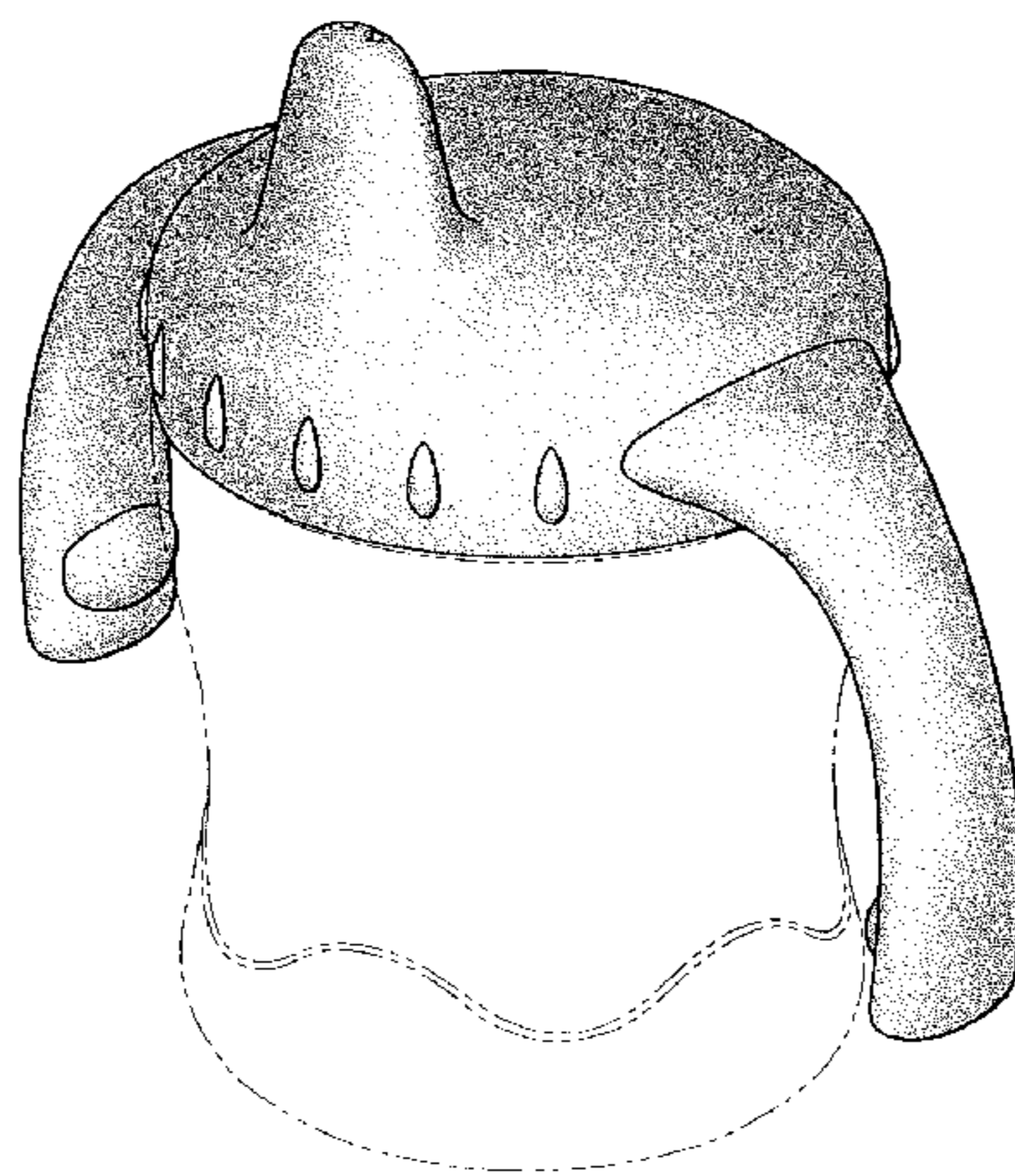
FIG. 5 is a side view of the lid of FIG. 1;

FIG. 6 is a side view of the lid of FIG. 1, opposite the side view of FIG. 5; and,

FIG. 7 is a top view of the lid of FIG. 1.

The broken line showing in FIGS. 1 through 6 is for illustrative purposes only and forms no part of the claimed design.

1 Claim, 7 Drawing Sheets



US D515,867 S

Page 2

U.S. PATENT DOCUMENTS

D495,558 S	*	9/2004	Tollman	D7/510	2001/0027956 A1	10/2001	Bonacorso et al.	215/11.1
D500,226 S	*	12/2004	Randolph et al.	D7/392.1	2005/0056611 A1 *	3/2005	Hakim	215/11.6
D504,049 S	*	4/2005	Morano et al.	D7/534				

* cited by examiner

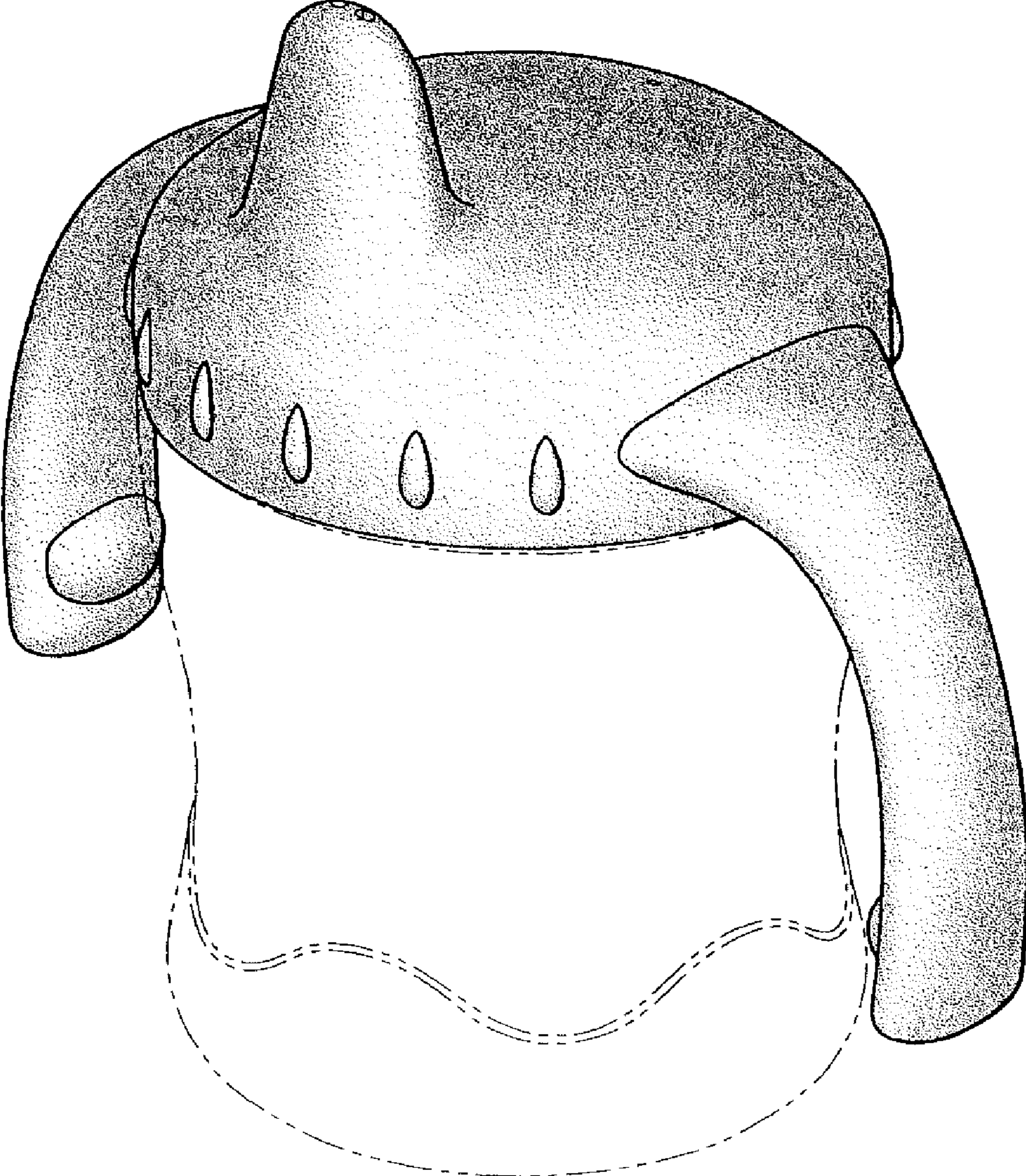


FIG. 1

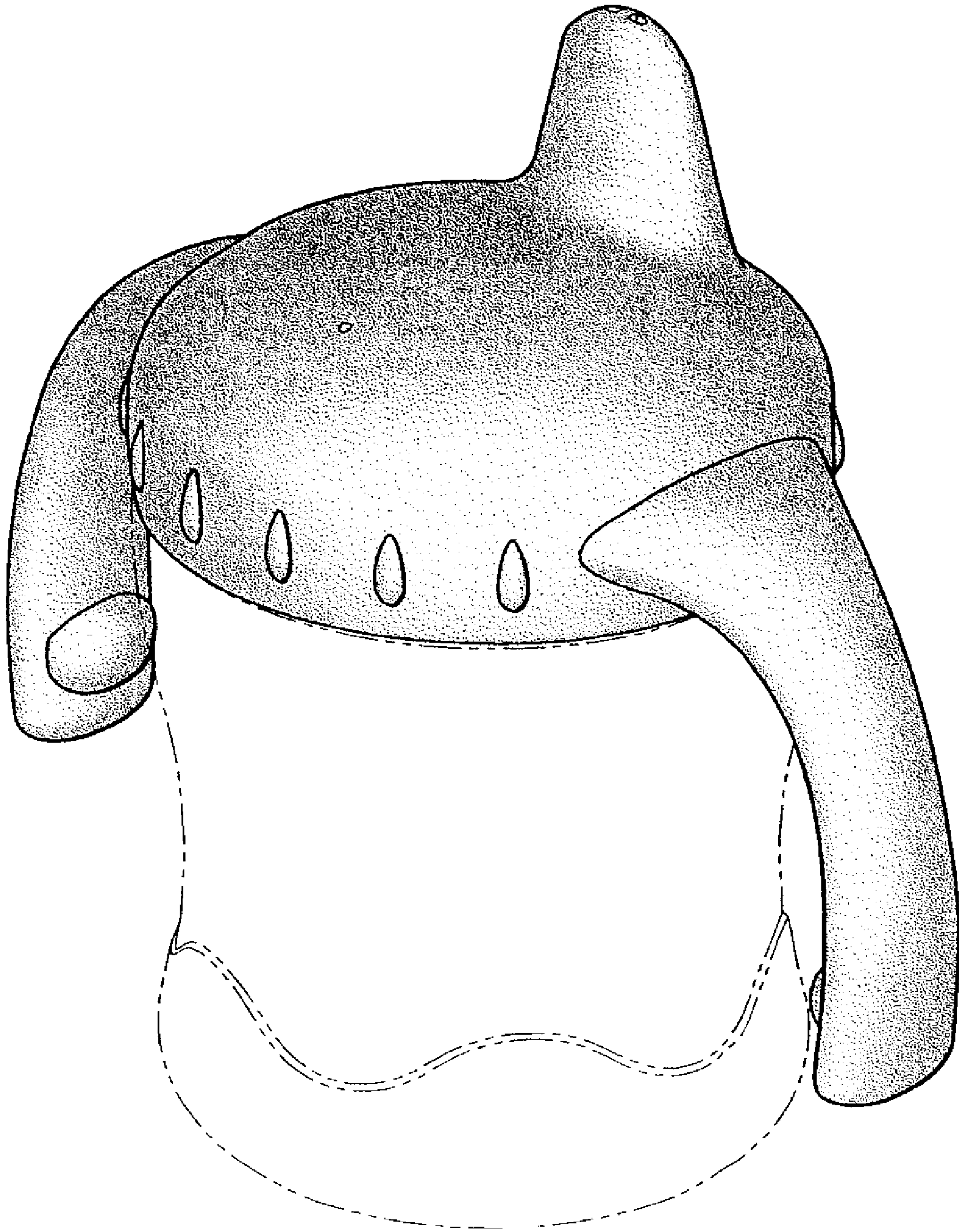


FIG. 2

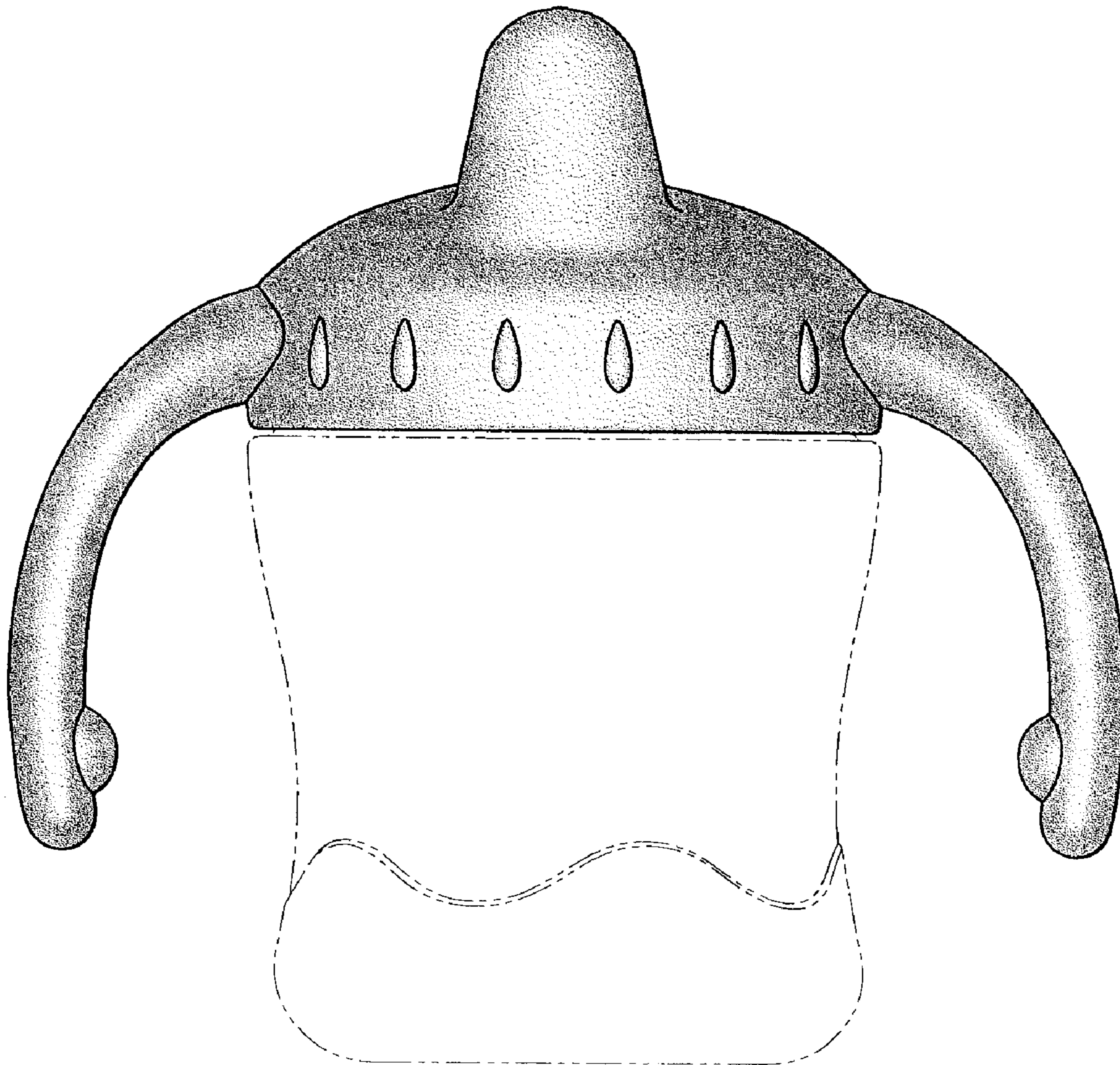


FIG. 3

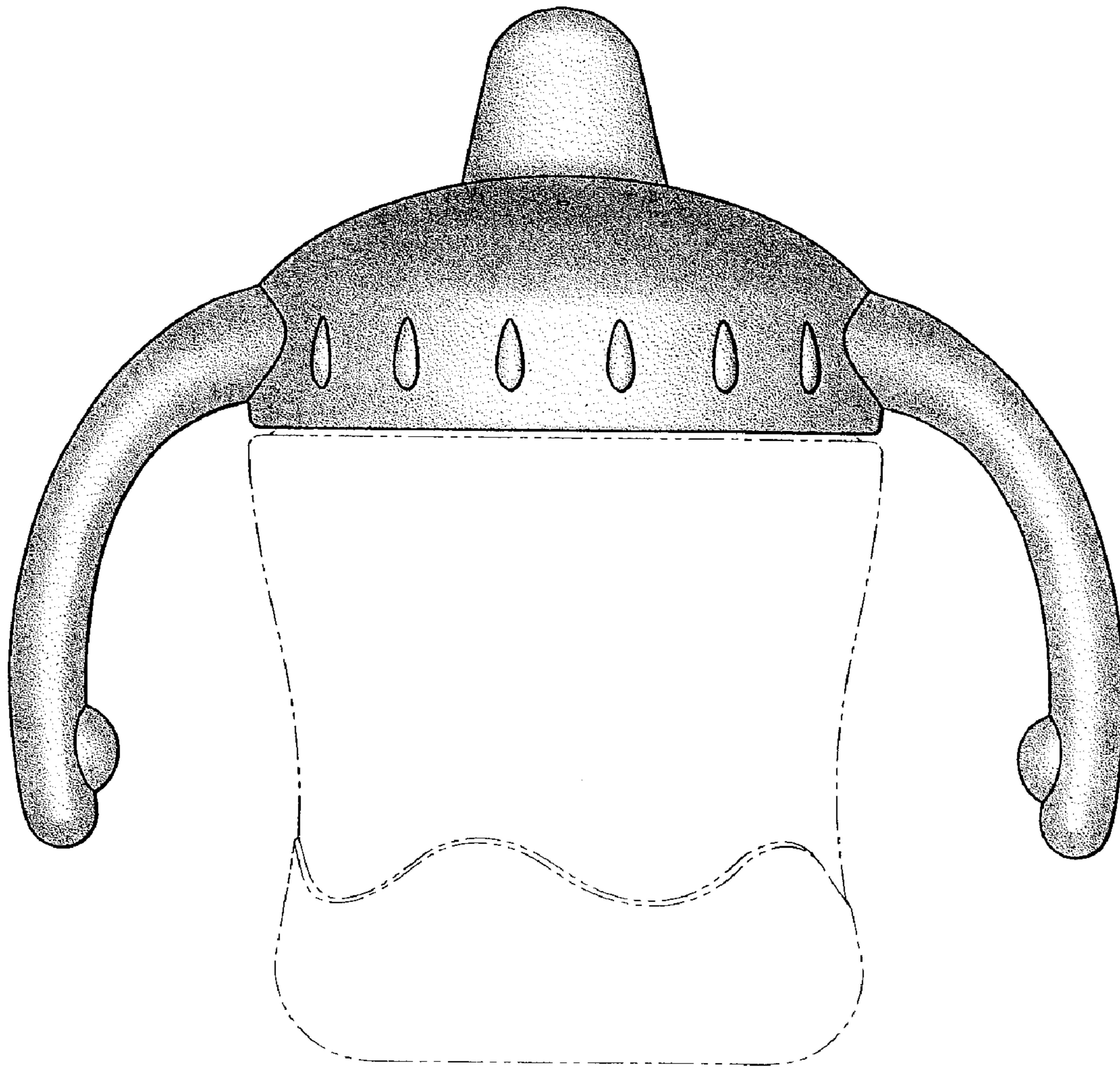


FIG. 4

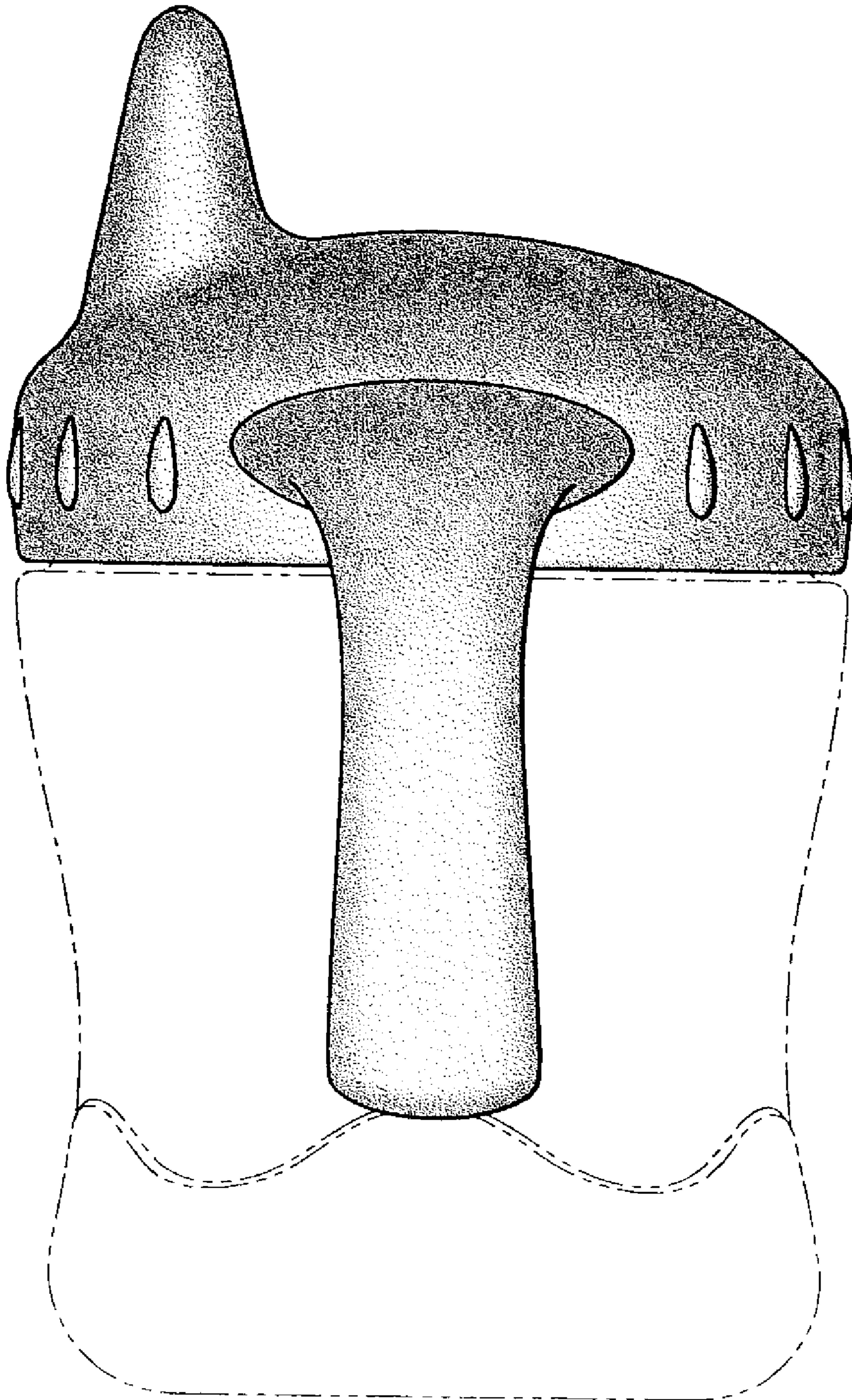


FIG. 5

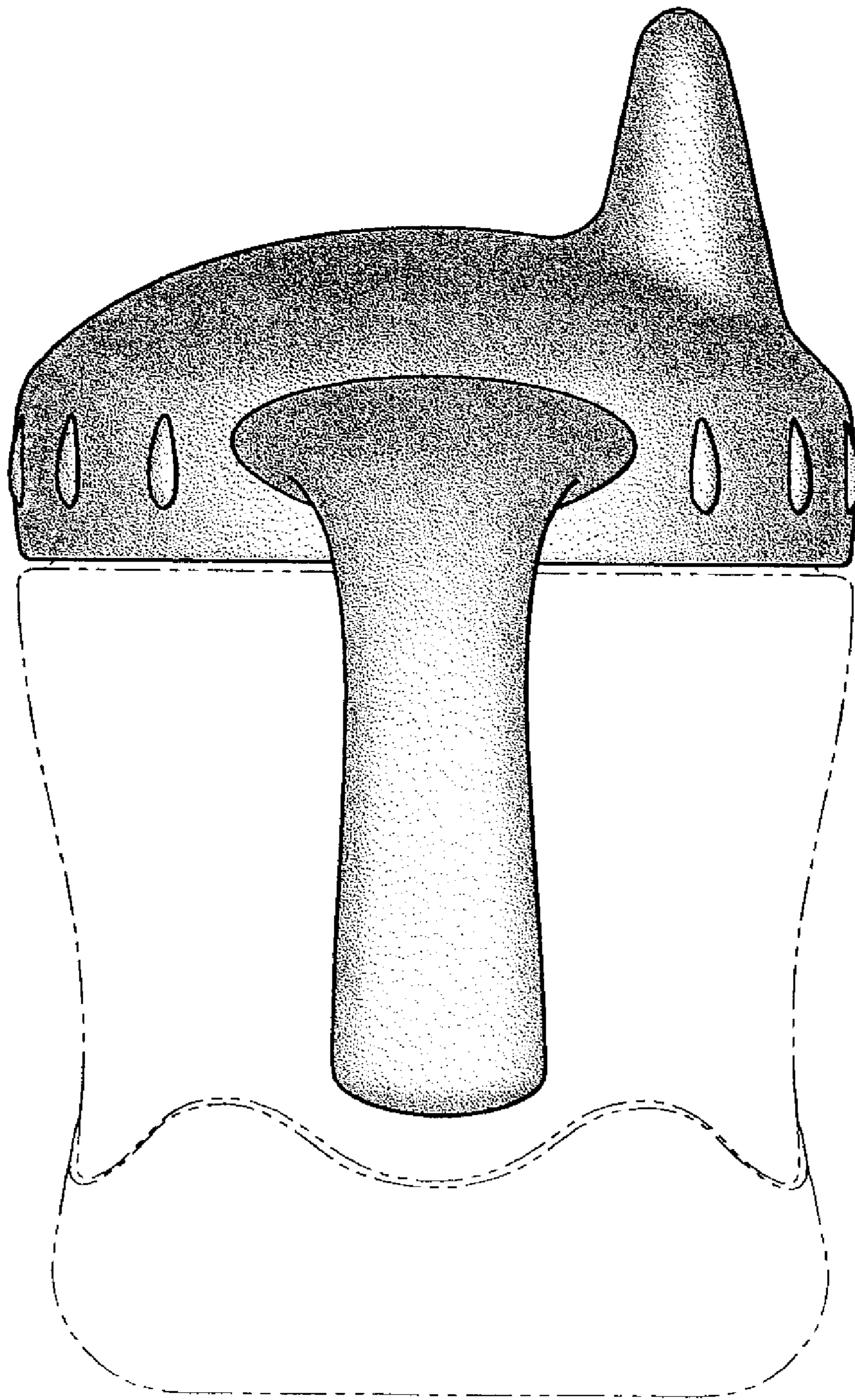


FIG. 6

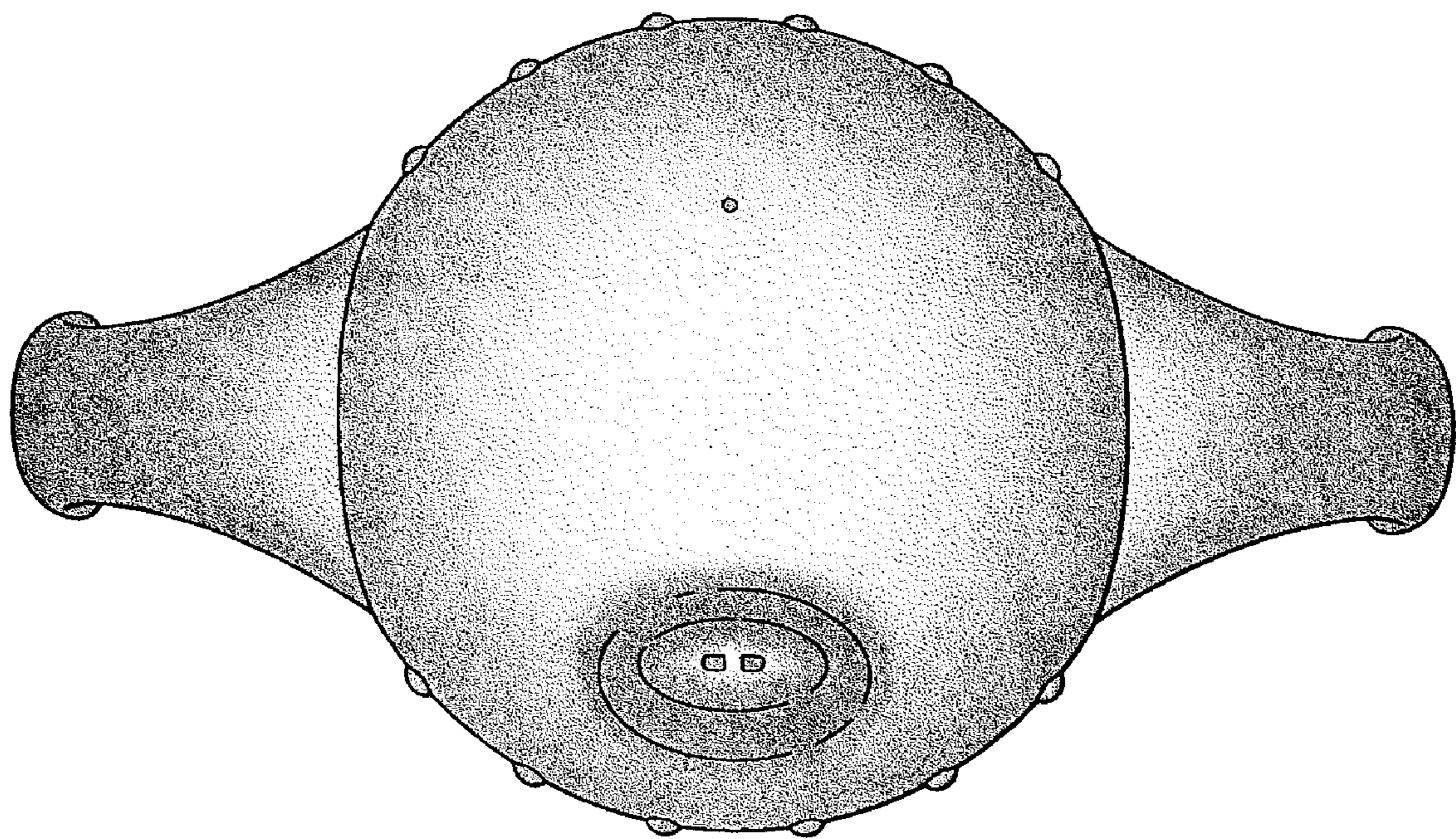


FIG. 7