



US00D515866S

(12) **United States Design Patent** (10) **Patent No.:** **US D515,866 S**  
**Wiedmeyer et al.** (45) **Date of Patent:** **\*\* Feb. 28, 2006**

(54) **DISPOSABLE PLATE**  
(75) Inventors: **Warren Giles Wiedmeyer**, Trevor, WI (US); **John Stewart Gitschlag**, Chicago, IL (US)

2,700,284 A 1/1955 Lyon, Jr.  
D184,875 S 4/1959 Johnson  
D185,067 S 5/1959 Clark, Jr.  
3,675,811 A \* 7/1972 Artz ..... 220/575  
D235,498 S \* 6/1975 Day ..... D7/553.3  
D235,499 S \* 6/1975 Day ..... D7/553.3

(73) Assignee: **Solo Cup Company**, Highland Park, IL (US)

(Continued)

(\*\*) Term: **14 Years**

**FOREIGN PATENT DOCUMENTS**

(21) Appl. No.: **29/194,894**

GB 21703 9/1892  
GB 6206 5/1894

(22) Filed: **Dec. 3, 2003**

*Primary Examiner*—Charles A. Rademaker  
(74) *Attorney, Agent, or Firm*—Wallenstein Wagner & Rockey, Ltd.

**Related U.S. Application Data**

(63) Continuation of application No. 10/277,010, filed on Oct. 21, 2002.

(57) **CLAIM**

The ornamental design for a disposable plate, as shown and described.

(51) **LOC (8) Cl.** ..... **07-02**

(52) **U.S. Cl.** ..... **D7/396.1; D7/555**

(58) **Field of Classification Search** ..... D7/550.1, D7/552.1, 553.1, 553.4, 553.5, 553.9, 554.2, D7/555, 396.1; D9/457, 759; 206/557, 562, 206/563, 564, 784, 814; 220/557, 562, 563, 220/564, 815  
See application file for complete search history.

**DESCRIPTION**

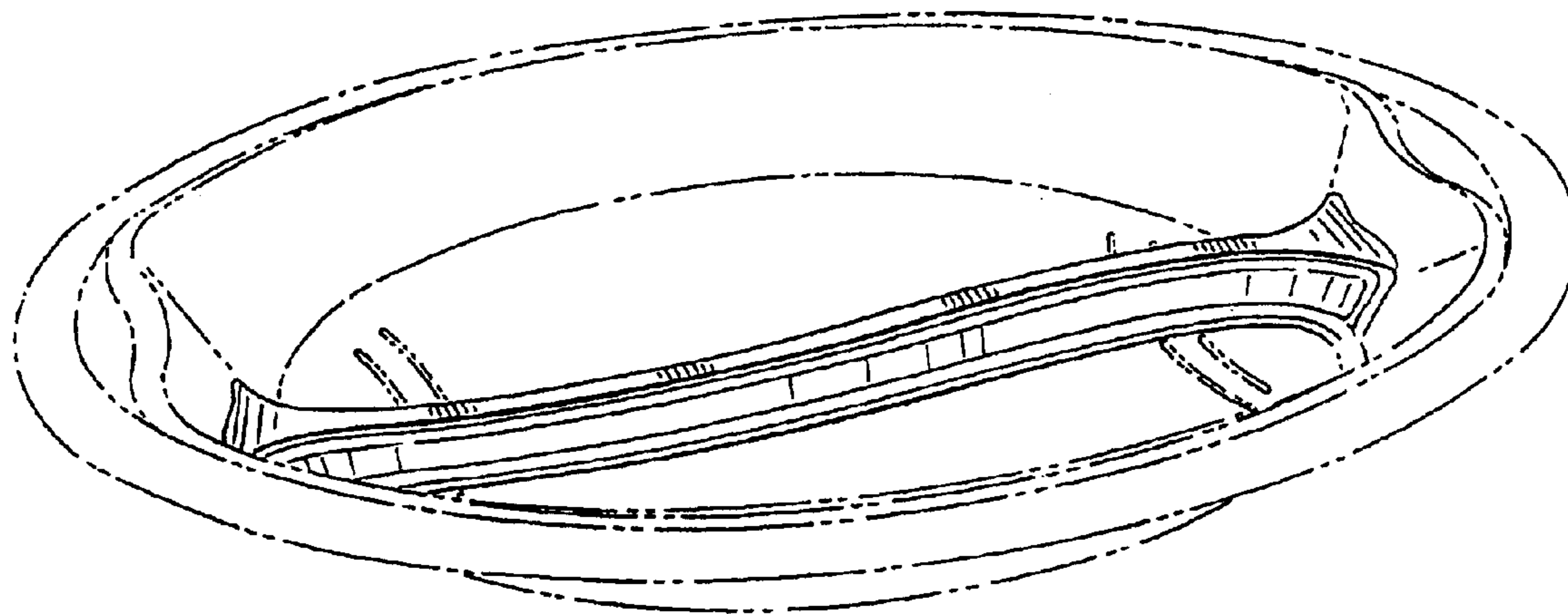
FIG. 1 is a top perspective view of a disposable plate showing our new design;  
FIG. 2 is a top pan view thereof;  
FIG. 3 is a left side elevation thereof;  
FIG. 4 is a right side elevation thereof;  
FIG. 5 is a bottom plan view thereof; and,  
FIG. 6 is a top plan view of modified embodiment of the design shown in FIGS. 1 through 5, the other views thereof being mirror images of FIGS. 1 through 5.  
The broken lines shown in the drawings represent environment and for no part of the claimed design.

(56) **References Cited**

**U.S. PATENT DOCUMENTS**

1,440,070 A 12/1922 Fry  
D88,343 S 11/1932 Dowd  
1,945,013 A \* 1/1934 Wilson ..... 220/574  
D166,934 S 6/1952 Slobodkin

**1 Claim, 3 Drawing Sheets**



# US D515,866 S

Page 2

## U.S. PATENT DOCUMENTS

3,938,727 A	2/1976	Andersson	5,662,240 A	9/1997	Norris
D244,245 S	5/1977	Jensen	D386,048 S	11/1997	Bebawey
D244,247 S	5/1977	Jensen	5,695,052 A	12/1997	Damato
D248,076 S	6/1978	Christian	5,758,773 A	6/1998	Clements
D265,707 S	8/1982	Pickard	D405,561 S	2/1999	Willinger et al.
D288,050 S	2/1987	Fox et al.	D417,584 S	12/1999	Lillelund et al.
D296,640 S	7/1988	Miller	D420,856 S	2/2000	Yeo et al.
D303,196 S	9/1989	Unger	D424,881 S	5/2000	Sundberg
D310,930 S	10/1990	Unger	6,062,418 A	5/2000	Rathjen
4,966,295 A	10/1990	Parrish	D432,360 S	10/2000	Greene
D312,750 S	12/1990	Unger	D433,878 S	11/2000	Joergensen
D313,922 S	1/1991	Scherer	D434,605 S	12/2000	Littlejohn et al.
D314,884 S	2/1991	Unger	D438,063 S	2/2001	Indekeu
D322,539 S	12/1991	Unger	D439,474 S *	3/2001	Claffy et al. .... D7/553.1
D322,737 S	12/1991	Unger	D445,303 S	7/2001	Littlejohn et al.
5,114,038 A	5/1992	Laumann geb. Quensen	D445,304 S	7/2001	Littlejohn et al.
D337,025 S	7/1993	Merwin et al.	D450,221 S	11/2001	Littlejohn et al.
D337,485 S	7/1993	Merwin et al.	D452,118 S	12/2001	Benson
D345,893 S	4/1994	Jaworski	D452,417 S	12/2001	Whitmore et al.
D346,934 S	5/1994	Littlejohn	6,401,955 B1	6/2002	Yang
D370,598 S	6/1996	Koch	6,401,962 B1	6/2002	Littlejohn et al.
D373,053 S	8/1996	Allegre	6,651,838 B2 *	11/2003	Bissell ..... 220/741
D373,509 S	9/1996	Bormioli	6,715,630 B2	4/2004	Littlejohn et al.
D376,295 S	12/1996	Ahern, Jr. et al.	2004/0069788 A1 *	4/2004	Johns et al. .... 220/575
5,607,077 A	3/1997	Torkelson			

\* cited by examiner

FIG. 1

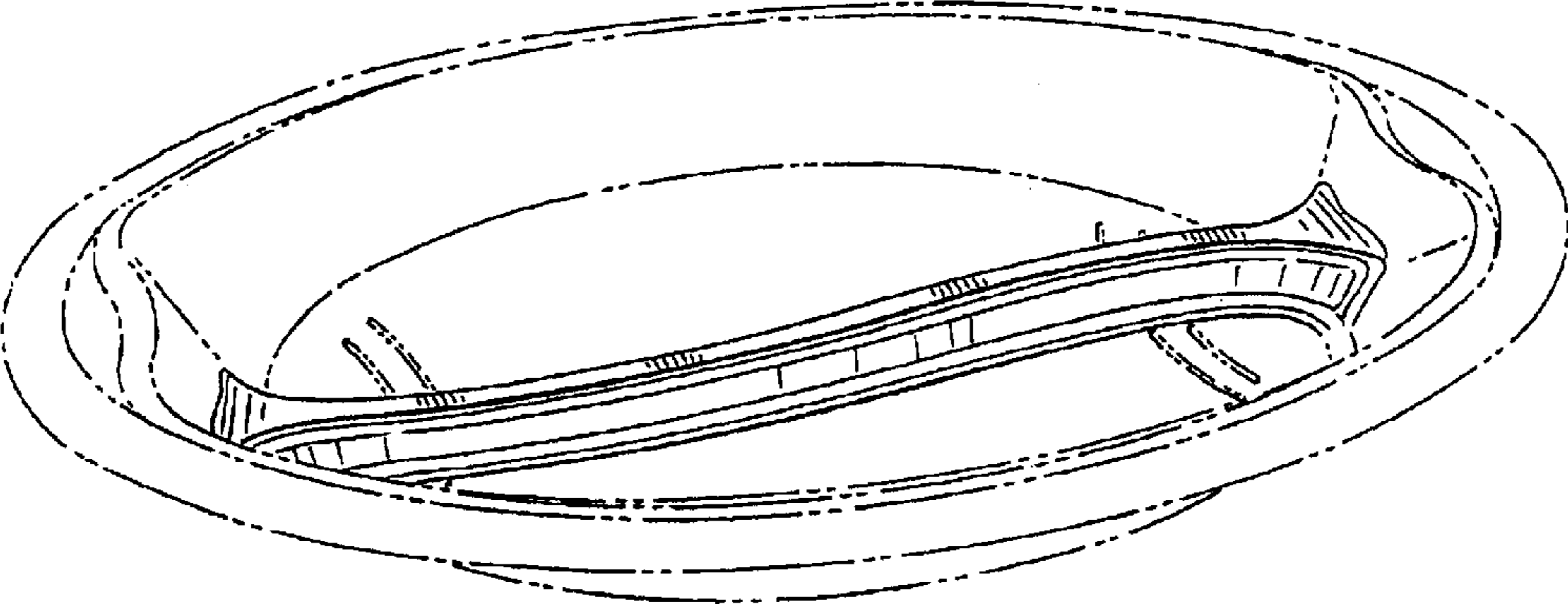


FIG. 2

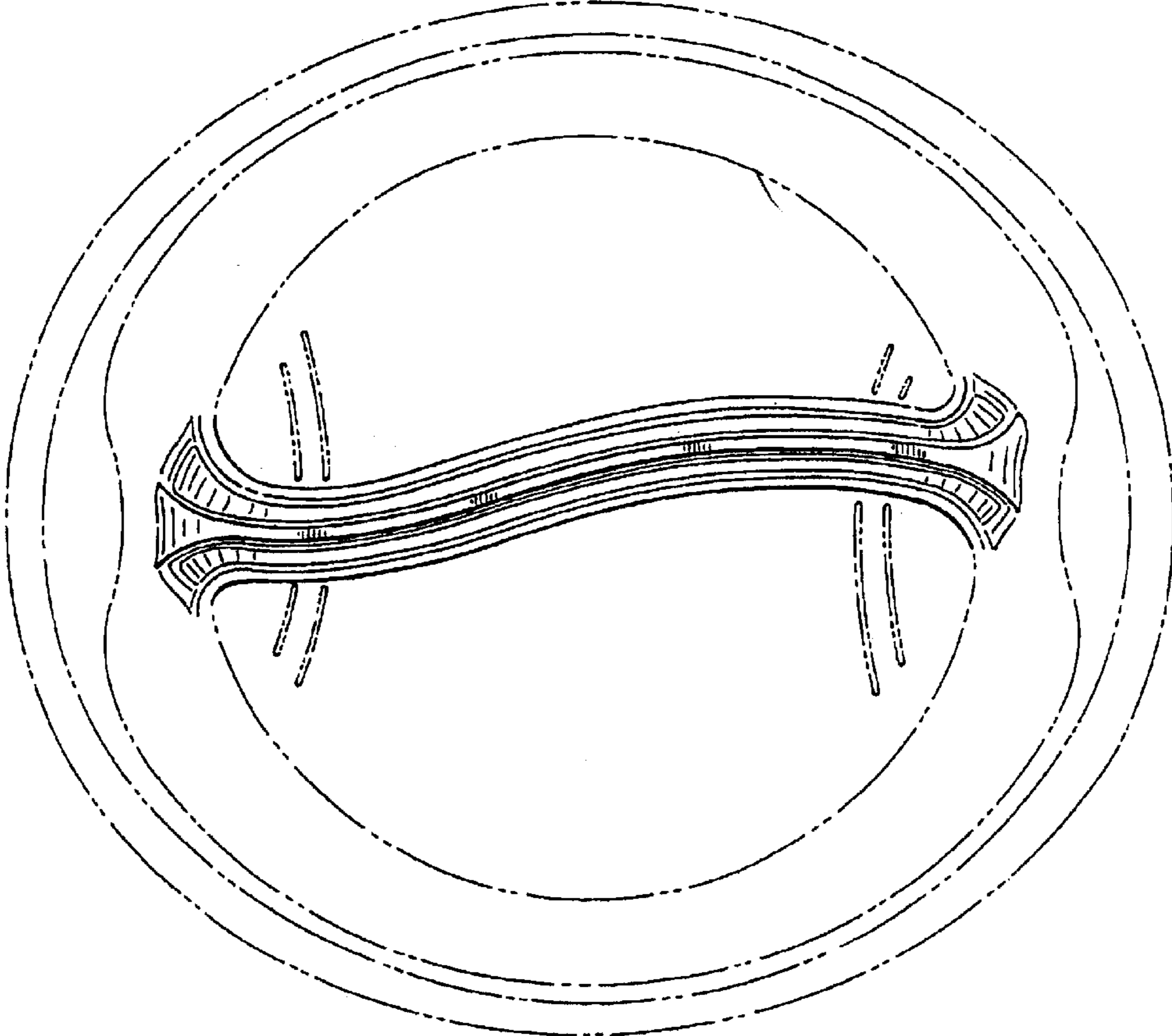


FIG. 3



FIG. 4



FIG. 5

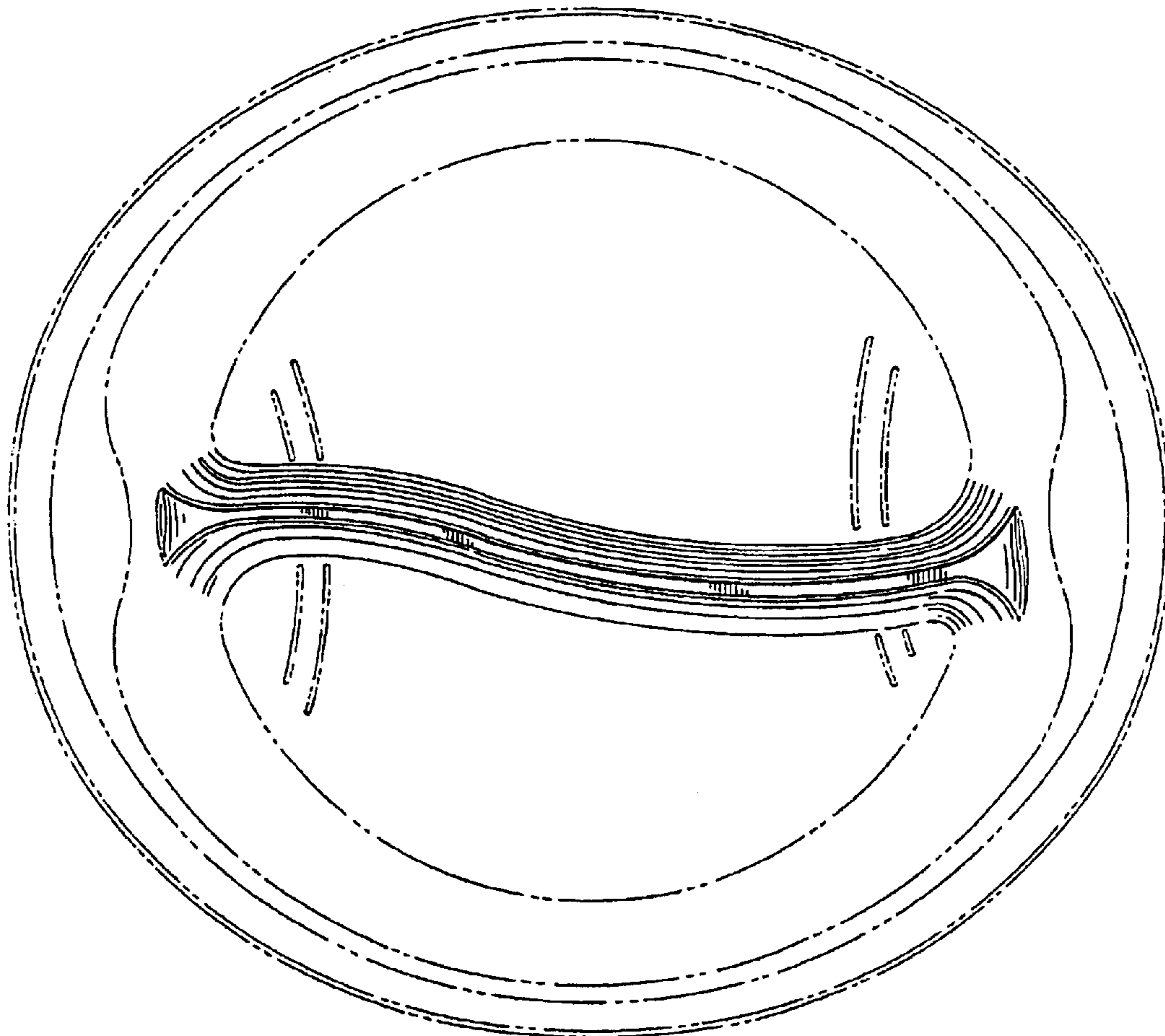


FIG. 6

