



US00D515858S

(12) **United States Design Patent**  
**Hay**

(10) **Patent No.:** **US D515,858 S**  
(45) **Date of Patent:** **\*\* Feb. 28, 2006**

(54) **CONTAINER**

(75) **Inventor:** **Christopher James Mccaughan Hay,**  
Causeway Bay (HK)

(73) **Assignee:** **Hayco Manufacturing Limited,**  
Causeway Bay (HK)

(\*\*) **Term:** **14 Years**

(21) **Appl. No.:** **29/200,535**

(22) **Filed:** **Mar. 2, 2004**

(51) **LOC (8) Cl.** ..... **23-02**

(52) **U.S. Cl.** ..... **D6/524; D6/551**

(58) **Field of Classification Search** ..... **D6/524,**  
**D6/551; 211/13.1, 65, 62.1, 69.1; 206/344,**  
**206/349; 4/255.05, 661; 312/206, 207**  
See application file for complete search history.

(56) **References Cited**

**U.S. PATENT DOCUMENTS**

|            |   |        |                |       |        |
|------------|---|--------|----------------|-------|--------|
| D419,019 S | * | 1/2000 | Shafik         | ..... | D6/551 |
| D423,844 S | * | 5/2000 | Bruns et al.   | ..... | D6/524 |
| D474,931 S | * | 5/2003 | Baldwin et al. | ..... | D6/524 |

|              |   |         |                |       |        |
|--------------|---|---------|----------------|-------|--------|
| 6,647,567 B1 | * | 11/2003 | Baldwin et al. | ..... | 4/661  |
| D482,920 S   | * | 12/2003 | Libman et al.  | ..... | D6/551 |
| D493,994 S   | * | 8/2004  | Belt et al.    | ..... | D6/551 |
| D499,293 S   | * | 12/2004 | Ernst et al.   | ..... | D6/551 |
| D501,347 S   | * | 2/2005  | Conway et al.  | ..... | D6/551 |

\* cited by examiner

*Primary Examiner*—Brian N Vinson

(74) *Attorney, Agent, or Firm*—Burns, Doane, Swecker & Mathis, L.L.P.

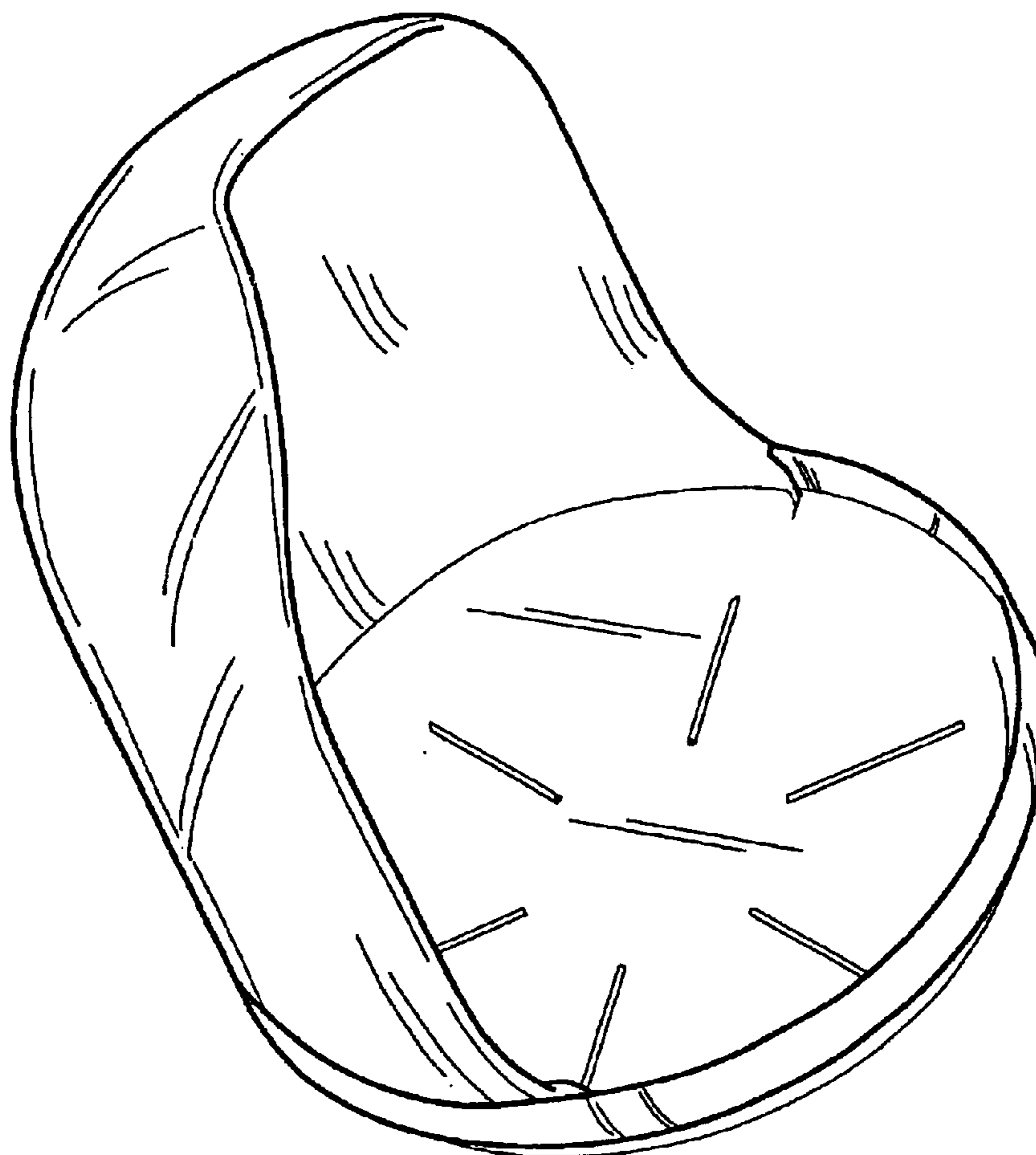
(57) **CLAIM**

The ornamental design for “container,” as shown and described.

**DESCRIPTION**

FIG. 1 is a perspective view showing an embodiment of a “container” incorporating the design;  
FIG. 2 is a side view thereof, with another side view being the mirror image thereof;  
FIG. 3 is a front view thereof;  
FIG. 4 is a rear view thereof;  
FIG. 5 is a top view thereof; and,  
FIG. 6 is a bottom view thereof.

**1 Claim, 6 Drawing Sheets**



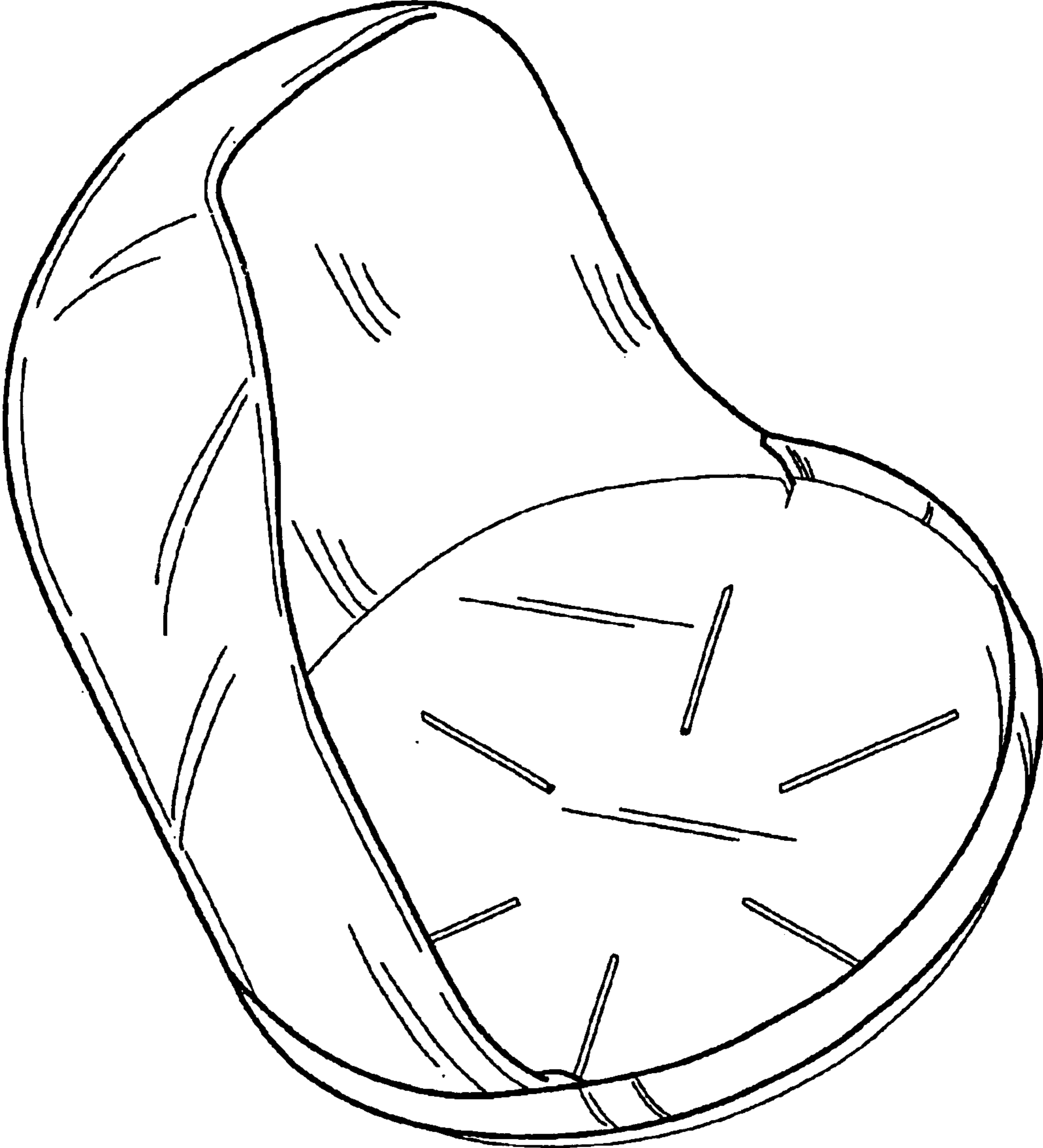


FIG.1

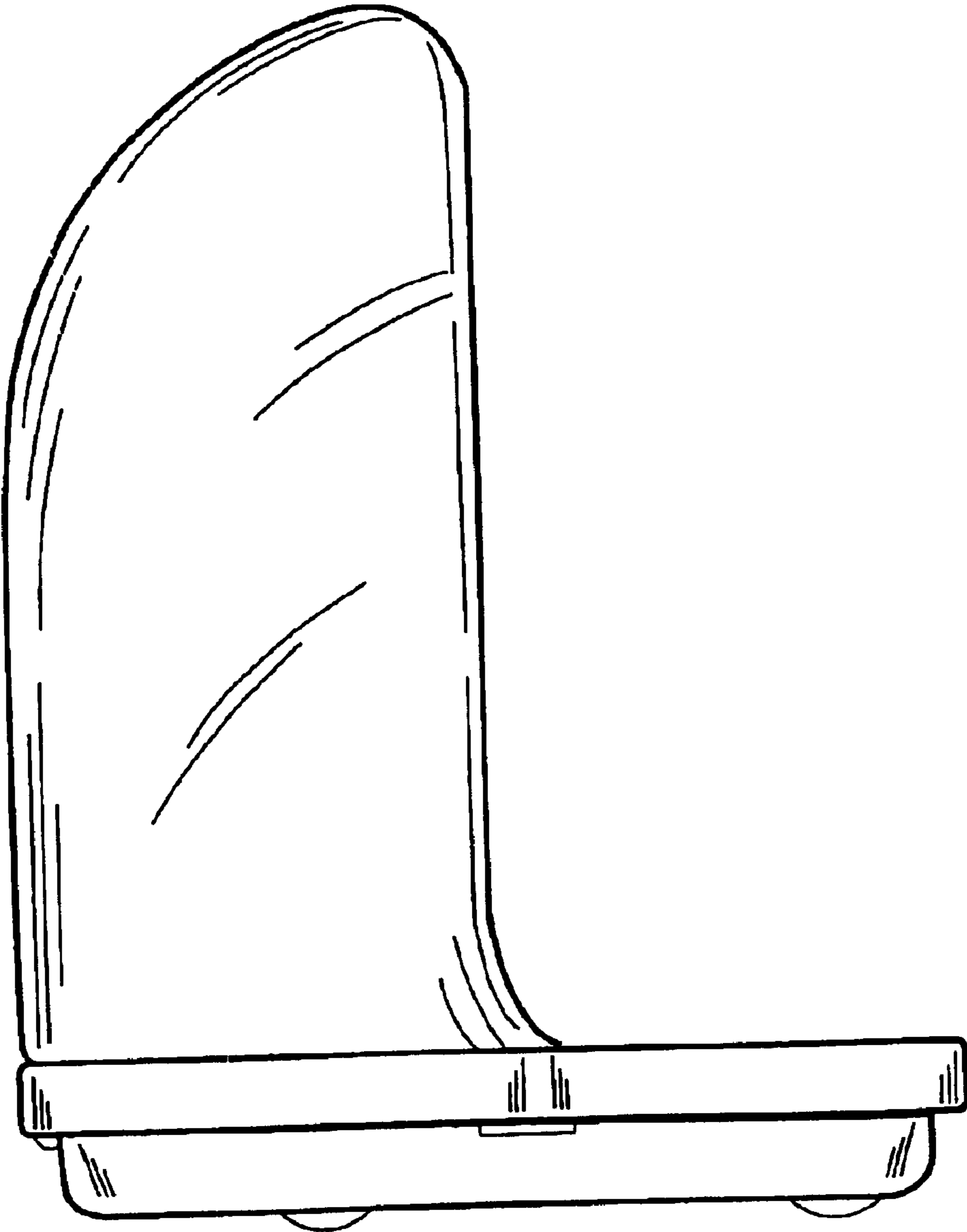


FIG. 2




FIG. 3




FIG. 4

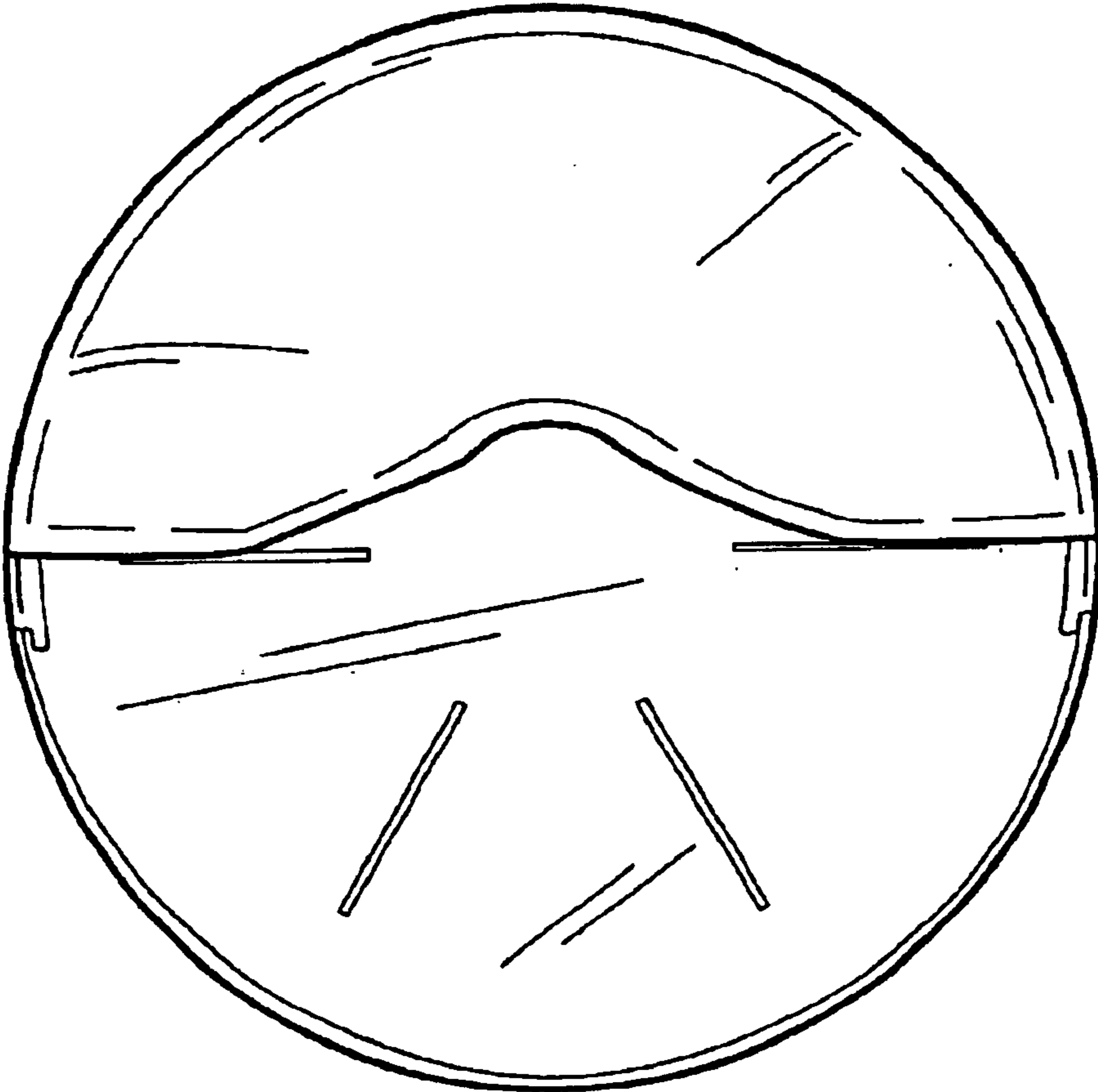


FIG. 5

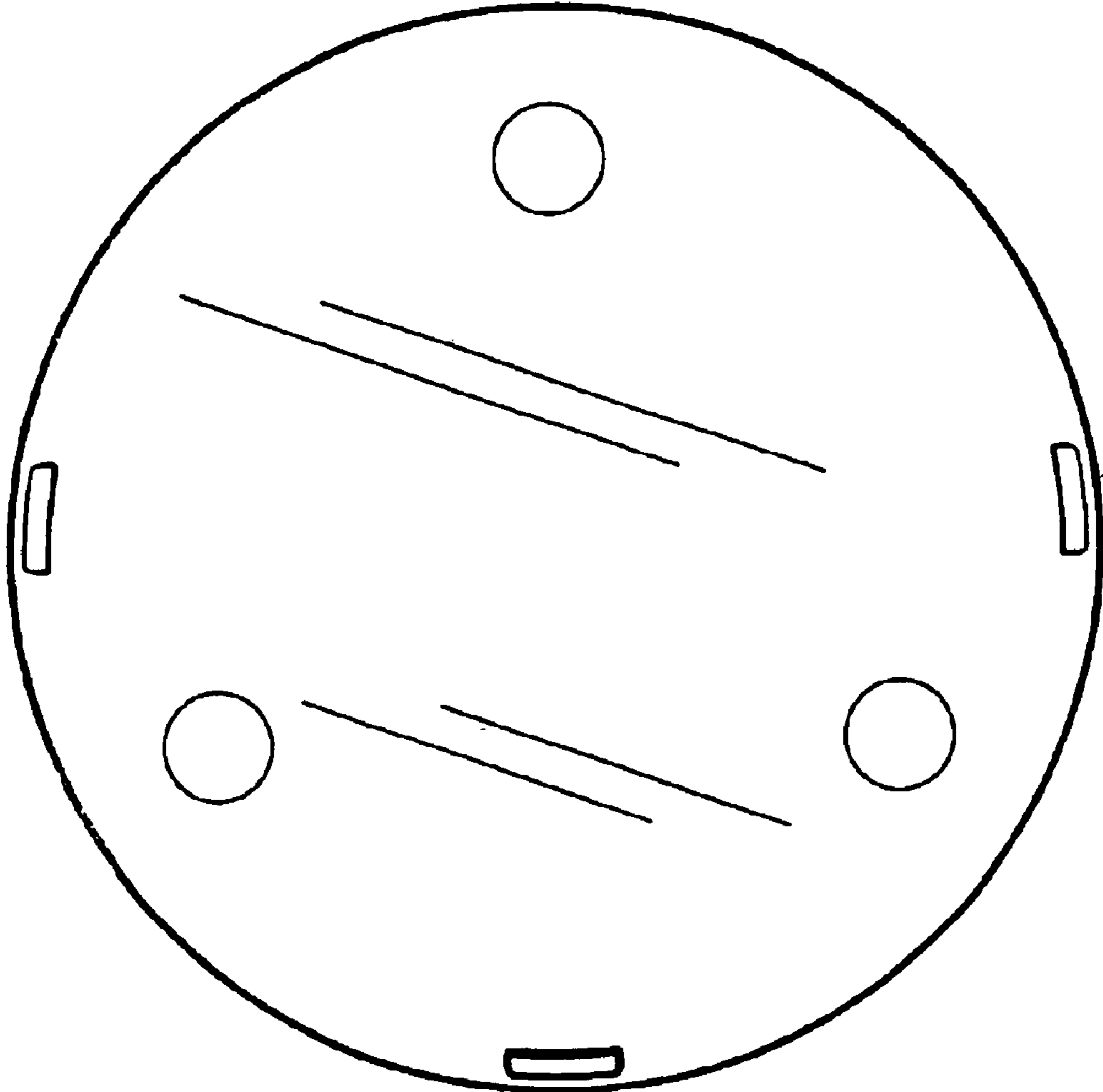


FIG. 6