

US00D515849S

(12) **United States Design Patent**  
**Niu**

(10) **Patent No.: US D515,849 S**

(45) **Date of Patent: \*\* Feb. 28, 2006**

(54) **ENTERTAINMENT CENTER**

D491,748 S \* 6/2004 deCarolis ..... D6/474  
D493,982 S \* 8/2004 deCarolis ..... D6/477  
D505,808 S \* 6/2005 Wicha ..... D6/477

(75) Inventor: **Nolen Patrick Niu**, Hollywood, CA  
(US)

\* cited by examiner

(73) Assignee: **Elite Manufacturing Corporation**,  
Santa Fe Springs, CA (US)

*Primary Examiner*—Cathron C. Brooks

(74) *Attorney, Agent, or Firm*—Marvin E. Jacobs

(\*\*) Term: **14 Years**

(57) **CLAIM**

(21) Appl. No.: **29/228,891**

The ornamental design for entertainment center, as shown and described.

(22) Filed: **Apr. 28, 2005**

**DESCRIPTION**

(51) **LOC (8) Cl.** ..... **06-04**

(52) **U.S. Cl.** ..... **D6/479**

(58) **Field of Classification Search** ..... D6/460,  
D6/461, 468, 474, 477-479; 312/7.2, 9.1;  
108/59, 91, 92, 96; 211/40, 41.12, 42, 49.1,  
211/50, 85.2, 90.04, 187, 190, 119.003, 134.153,  
211/87.01, 71.01

See application file for complete search history.

FIG. 1 is a perspective view of the entertainment center of the invention (broken lines are for illustrative purposes only and forms no part of the claimed design);

FIG. 2 is a front elevational view of the entertainment center of FIG. 1;

FIG. 3 is a left side elevational view of the entertainment center (right side is identical) of FIG. 1;

FIG. 4 is a rear elevational view of the entertainment center of FIG. 1;

FIG. 5 is a top plan view of the entertainment center of FIG. 1; and,

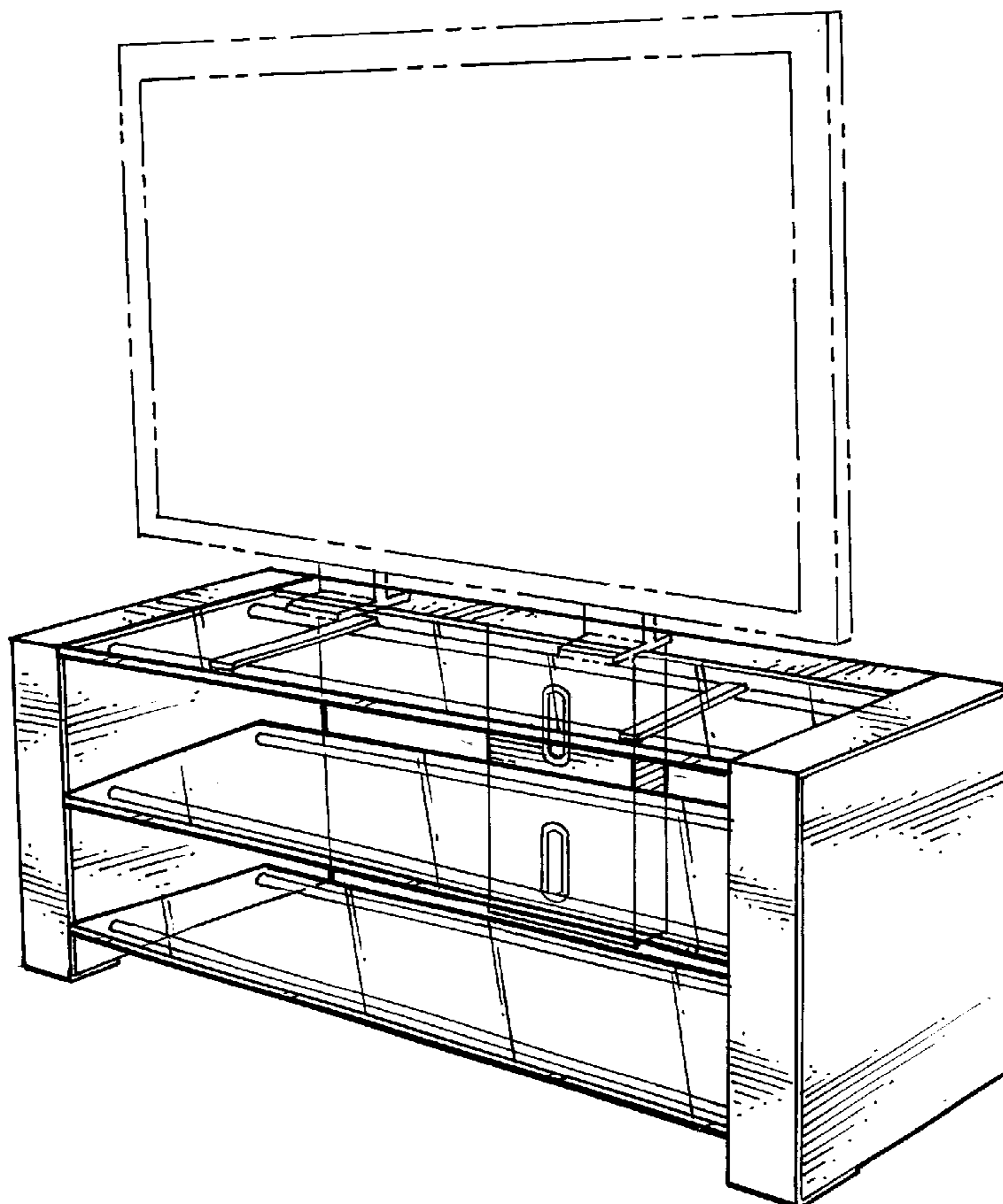
FIG. 6 is a bottom plan view of the entertainment center of FIG. 1.

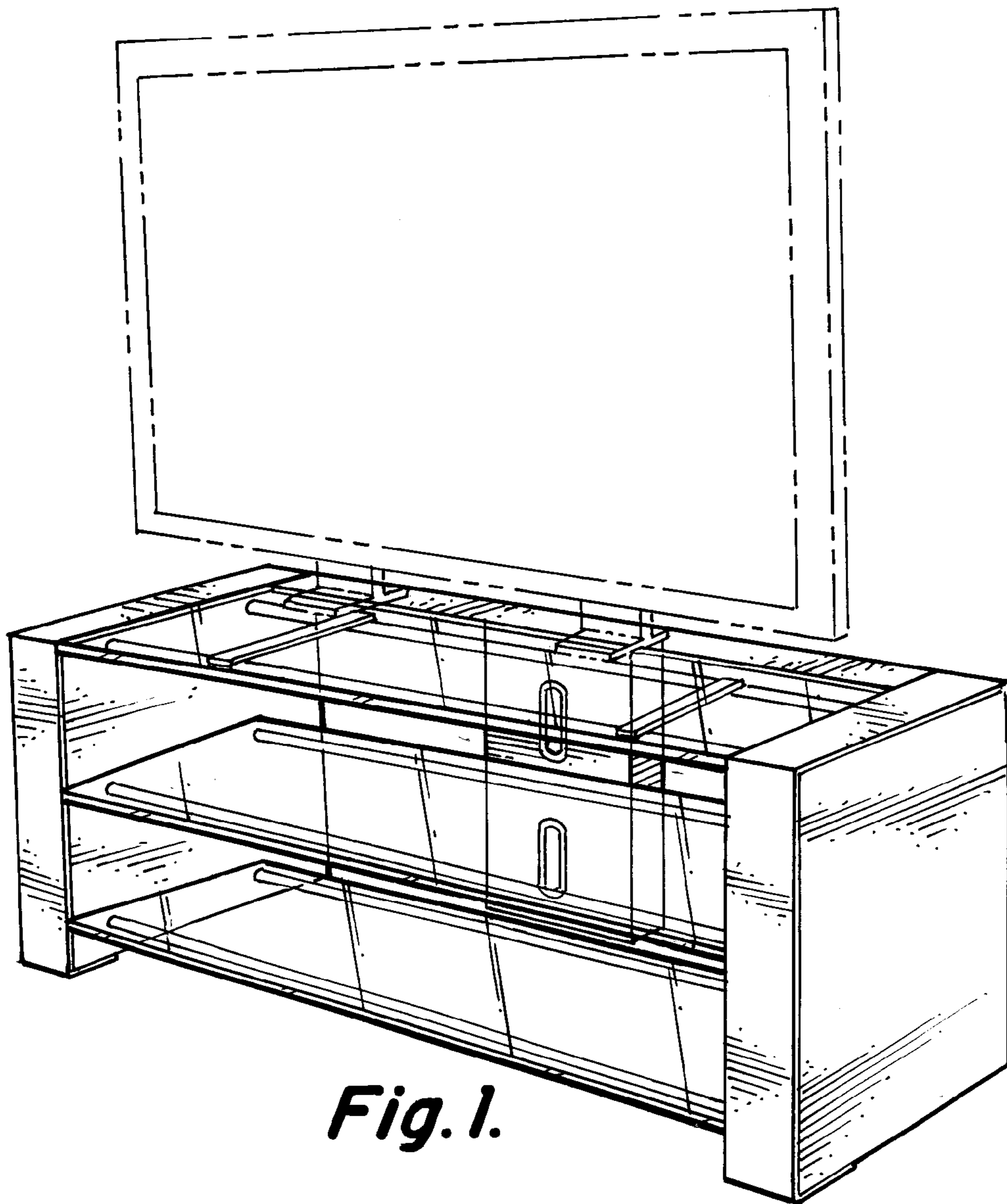
(56) **References Cited**

**U.S. PATENT DOCUMENTS**

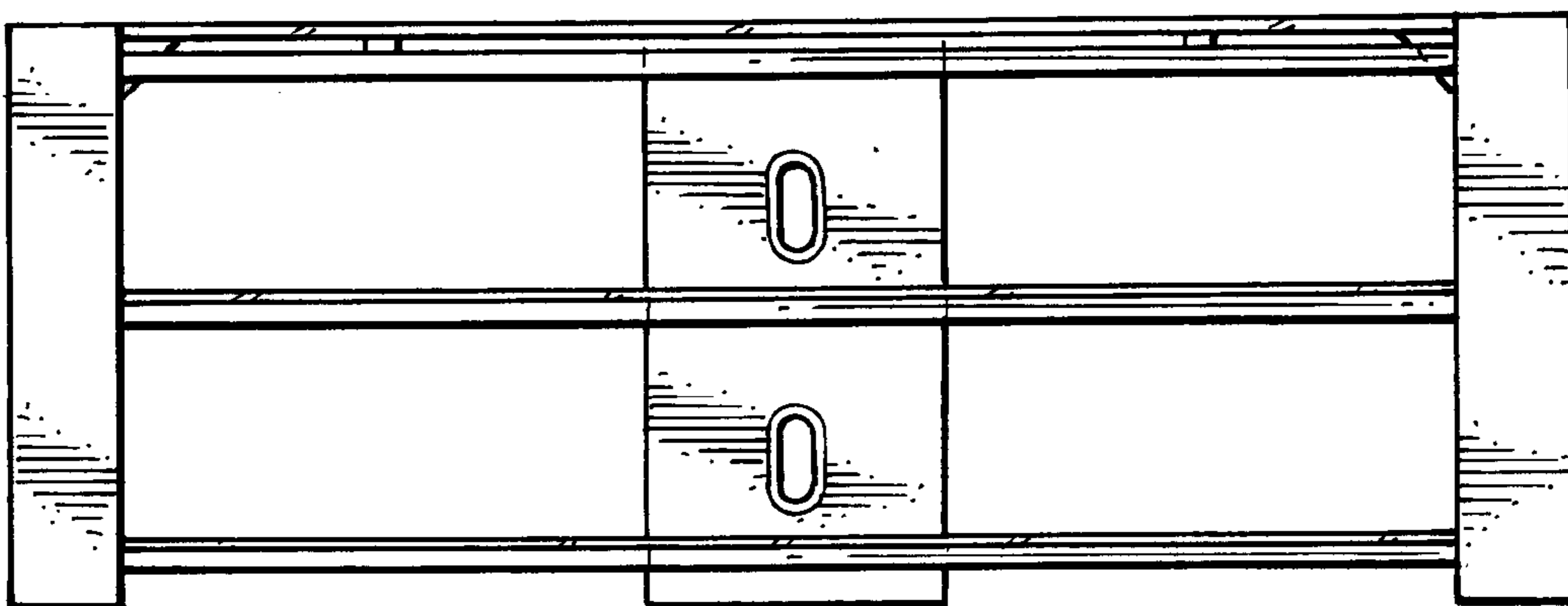
D87,171 S \* 6/1932 Phillippi ..... D6/474  
D220,766 S \* 5/1971 Miller ..... D6/495  
D249,857 S \* 10/1978 Adkinson ..... D6/477

**1 Claim, 2 Drawing Sheets**





*Fig. 1.*



*Fig. 2.*

